

**ADVERTISING IMPACT TOWARDS WAI WAI NOODLES IN KATHMANDU
VALLEY**

By

Umesh Raj Pandey

Central Department of Management

T.U. Registration No.: 7-1-329-321-2001

Campus Roll No.: 41/064

**In Partial Fulfillment of the requirement for the Degree of
Masters of Business Studies (M.B.S)**

A Thesis Submitted to:

Office of the Dean

Faculty of Management

Tribhuvan University

Kathmandu Nepal

July, 2012

RECOMMENDATION

This is to certify that the Thesis

Submitted by:

Umesh Raj Pandey

Entitled:

**ADVERTISING IMPACT TOWARDS WAI WAI NOODLES IN
KATHMANDU VALLEY**

*has been prepared as approved by this Department in the prescribed format of the
Faculty of Management. This thesis is forwarded for examination.*

.....
Dr. Bhoj Raj Aryal

(Thesis Supervisor)

.....
Prof. Dr. Bal Krishna Shrestha

(Head of Research Department)

.....
**Prof. Dr. Dev Raj
Adhikari**

Date:

VIVA-VOCE SHEET

We have conducted the viva –voce of the thesis presented

by

Umesh Raj Pandey

Entitled:

ADVERTISING IMPACT TOWARDS WAI WAI NOODLES IN KATHMANDU VALLEY

And found the thesis to be the original work of the student and written according to the prescribed format. We recommend the thesis to be accepted as partial fulfillment of the requirement for

Master Degree of Business Studies (M.B.S.)

Viva-Voce Committee

Head, Research Department

Member (Thesis Supervisor)

Member (External Expert)

Member (Central Department of Management)

Date:-

TRIBHUVAN UNIVERSITY

Central Department of Management

DECLARATION

I hereby declare that the work reported in this thesis entitled **“ADVERTISING IMPACT TOWARDS WAI WAI NOODLES IN KATHMANDU VALLEY”** submitted to Office of the Dean, Faculty of Management, Tribhuvan University, is my original work done in the form of partial fulfillment of the requirement for the Master Degree in Business Studies (M.B.S.) under the supervision of Dr.**Bhoj Raj Aryl** of Central Department of Management.

.....

Umesh Raj Pandey

Researcher

T.U. Regd. No. : 7-1- 329- 321- 2001

Campus Roll No. : 41/064

ACKNOWLEDGEMENT

It is really an interesting opportunity to the students to experience of thesis writing as part of the curriculum for MBS of Tribhuvan University as well as practical experience for future works.

For preparing this thesis, proper and appropriate guidance and instruction have been received from various dignities. I am especially indebted to my thesis advisor, Dr. Bhoj Raj Aryal of central department of management for his valuable suggestions, guidance and continuous co-operation throughout the period of this study.

I am also very much thankful to all the teachers and staffs of central department of management for their suggestions and continuous support during the study period. Similarly, I would like to thank to my friends especially for their continuous support while preparing this thesis.

I am also very much thankful to supervisory staff of Chaudhary Groups for providing annual reports and their positive response.

At last but not least I cannot remain without thanking to my family members whose regular inspirations and valuable help are the secrets of my success.

Umesh Raj Pandey
Researcher

TABLE OF CONTENTS

Acknowledgement	
Table of Contents	
List of Tables	
List of Figures	
Abbreviations	
	Page. No.
CHAPTER-I INTRODUCTION	
1.1 Background of the Study	1
1.2 Focus of the Study	2
1.3 Statement of the Problems	3
1.4 Objectives of the Study	4
1.5 Importance of the Study	5
1.6 Limitation of the Study	5
1.7 Organization of the Study	5
CHAPTER-II REVIEW OF THE LITERATURE	
2.1 Consumer Behavior Models	7
2.1.1 Economics Models	7
2.1.2 Psychological Models	8
2.1.3 Learning Model	9
2.1.4 The Sociological Model	9
2.2 Factor Influencing Consumer Behavior	9
2.2.1 Cultural Factor	10
2.2.2 Social Factor	11
2.2.3 Personal Factor	11
2.2.4 Psychological Factor	12
2.3 Consumer Buying Process	14
2.3.1 Need Recognition	14
2.3.2 Products Awareness or Information Search	15
2.3.3 Interest	15
2.3.4 Evaluating and Intention	15
2.3.5 Purchase	16

2.4 Consumer Goods	16
2.4.1 Convenience Goods	17
2.4.2 Shopping Goods	17
2.4.3 Specialty Goods	18
2.4.4 Unsought Goods	18
2.5 Process Structure of Total Consumer Satisfaction Services System	19
2.5.1 Develop Consumer Service Satisfaction Concept and Policy	19
2.5.2 Market research and Consumer Needs Analysis	20
2.5.3 Customization Research and Consumer Needs Analysis	20
2.5.4 Marketing and selling of Products and Services	20
2.5.5 Delivery Customization	21
2.5.6 Provide Consumer Service Satisfaction	21
2.5.7 Collections and Analysis of Consumer Service Satisfaction Information	21
2.6 Management of Total Consumer Satisfaction Service System	21
2.6.1 System Core: Consumer Focused	22
2.6.2 Managerial Tactic: PDCA Cycle	22
2.6.3 Operational Strategy One: Timework Operations on Integrated process	22
2.6.4 Operational Strategy Two: Process Reengineering and Management by Information Technology	22
2.6.5 System Goals: Quality, Speed and High Level of Consumer Service	23
2.7 Consumer's Perception of Instant Noodles Advertising	23
2.7.1 Advertising	23
2.7.2 Consumer Advertising	23
2.8 Organ, History and Popularity of Instant Noodles	25
2.9 Instant Noodles Industries and Marketing in Nepal	26
2.10 Advertising and Brand choice	28
2.11 Brand Loyalty on consumer Products	30
2.12 Review of Related Studies	31

CHAPTER-III RESEARCH METHODOLOGY

3.1 Introduction	36
3.2 Research Design	36
3.3 Nature and Sources of data	36
3.4 Population and Sampling	37
3.5 Data Collection Procedure	37
3.6 Data Processing, Tabulation and Analysis	37

CHAPTER-IV DATA PRESENTATION AND ANALYSIS

4.1 Consumer Level Survey	39
4.1.1 (Sex Wise Classification) Instant Noodles User	39
4.1.2 (Age Wise Classification) Instant Noodles User	40
4.1.3 (Profession Wise Classification) Instant Noodles	41
4.1.4 (Education Wise Classification) Instant Noodles User	42
4.1.5 (Area Wise Classification) Instant Noodles User	43
4.1.6 Week Consumption of Instant Noodles	44
4.1.7 Purpose of taking Instant Noodles	45
4.1.8 Mostly Taken Place of Instant Noodles	46
4.1.9 Reason of Taking Noodles	47
4.1.10 Classification of Preference towards Brand by the Consumers	48
4.1.11 Classification of Effective Advertisement Media for Introduction Instant Noodles	49
4.1.12 Brand's Best Advertisement of Instant Noodles	50
4.1.13 Habit of the Consumers Taking Instant Noodles	51
4.1.14 Quality Awareness of consumer towards the Instant Noodles while Purchasing	52
4.1.15 Evaluation of Brand of Instant Noodles in the Basis of Quality	54
4.1.16 Price Preference of the Instant Noodles Given by the Consumers	55
4.1.17 Factor Influence to leave the Favorite Brand and Switch to Alternative Brand	56
4.1.18 Changing of Favorite Brand due to attractive Scheme of competitor Brand	58
4.1.19 Effective Scheme which Influence in the Purchase of Instant Noodles	60

4.1.20 Judgment, Ability of the Consumer in the Purchase of Instant Noodles	61
4.2 Retail Level Survey	62
4.2.1 Availability of Different Brand of Instant Noodles	62
4.2.2 Brand Wise Sales of Instant Noodles	63
4.2.3 Age Group of Consumers who buy the Instant Noodles in Retails	64
4.2.4 Effect of Advertisement in the Sales of Instant Noodles	66
4.2.5 Highly Affected Brand by the Advertisement	67
4.2.6 Quality wise Classification of Different Brand of Instant Noodles	68
4.2.7 Reason of Selling Instant Noodles by the Retailers	69
4.2.8 Classification of Brand of Instant Noodles in the basis of Commission	70
4.2.9 Reason of the Good Sales of Instant Noodles	71
4.2.10 Acceptation of the consumer in the Substitution of their Favorite Brand by the Retailers	72
4.2.11 Classification of the Brand in the basis of Good Marketing Strategy	73
4.3 Major Findings of the Study	74

CHAPTER-V SUMMARY, CONSLUSION AND RECOMMENDATIONS

5.1 Summery	78
5.2 Conclusion	79
5.3 Recommendations	81

Bibliography

Appendix

LIST OF TABLES

Table No.	Title	Page No.
4.1	(Sex Wise Classification) Instant Noodles Users	39
4.2	(Age Wise Classification) Instant Noodles User	40
4.3	(Profession Wise Classification) Instant Noodles	41
4.4	(Education Wise Classification) Instant Noodles User	42
4.5	(Area Wise Classification) Instant Noodles User	43
4.6	Week Consumption of Instant Noodles	44
4.7	Purpose of taking Instant Noodles	45
4.8	Mostly Taken Place of Instant Noodles	46
4.9	Reason of Taking Noodles	47
4.10	Classification of Preference towards Brand by the Consumers	48
4.11	Classification of Effective Advertisement Media for Introduction Instant Noodles	49
4.12	Brand's Best Advertisement of Instant Noodles	50
4.13	Habit of the Consumers Taking Instant Noodles	51
4.14	Quality Awareness of consumer towards the Instant Noodles while Purchasing	53
4.15	Evaluation of Brand of Instant Noodles in the Basis of Quality	53
4.16	Price Preference of the Instant Noodles Given by the Consumers	55
4.17	Factor Influence to leave the Favorite Brand and Switch to Alternative Brand	57
4.18	Changing of favorite brand due to attractive scheme of Competitor brand	59
4.19	Effective Scheme which Influence in the Purchase of Instant Noodles	60
4.20	Judgment, Ability of the Consumer in the Purchase of Instant Noodles	61

4.21	Availability of Different Brand of Instant Noodles	63
4.22	Brand Wise Sales of Instant Noodles	64
4.23	Age Group of Consumers who buy the Instant Noodles in Retails	65
4.24	Effective of Advertisement in the Sales of Instant Noodles	66
4.25	Highly Affected Brand by the Advertisement	67
4.26	Quality wise Classification of Different Brand of Instant Noodles	68
4.27	Reason of Selling Instant Noodles by the Retailers	69
4.28	Classification of Brand of Instant Noodles in the basis of Commission	70
4.29	Reason of the Good Sales of Instant Noodles	71
4.30	Acceptation of the consumer in the Substitution of their Favorite Brand by the Retailers	72
4.31	Classification of the brand in the basis of Good Marketing Strategy	73

LIST OF FIGURES

Figure No.	Title	Page No.
2.1	Maslow's Hierarchy of needs	13
2.2	Consumer Buying Process	16
2.3	Classification of Consumer Goods	18
4.1	(Sex Wise Classification) Instant Noodles Users	40
4.2	(Age Wise Classification) Instant Noodles User	41
4.3	(Profession Wise Classification) Instant Noodles	42
4.4	(Education Wise Classification) Instant Noodles User	43
4.5	(Area Wise Classification) Instant Noodles User	44
4.6	Week Consumption of Instant Noodles	45
4.7	Purpose of taking Instant Noodles	46
4.8	Mostly Taken Place of Instant Noodles	47
4.9	Reason of Taking Noodles	48
4.10	Classification of Preference towards Brand by the Consumers	49
4.11	Classification of Effective Advertisement Media for Introduction Instant Noodles	50
4.12	Brand's Best Advertisement of Instant Noodles	51
4.13	Habit of the Consumers Taking Instant Noodles	52
4.14	Quality Awareness of consumer towards the Instant Noodles while Purchasing	53
4.15	Evaluation of Brand of Instant Noodles in the Basis of Quality	55
4.16	Price Preference of the Instant Noodles Given by the Consumers	56
4.17	Factor Influence to leave the Favorite Brand and Switch to Alternative Brand	58
4.18	Changing of favorite brand due to attractive scheme of Competitor brand	59
4.19	Effective Scheme which Influence in the Purchase of Instant Noodles	61

4.20	Judgment, Ability of the Consumer in the Purchase of Instant Noodles	62
4.21	Availability of Different Brand of Instant Noodles	63
4.22	Brand Wise Sales of Instant Noodles	64
4.23	Age Group of Consumers who buy the Instant Noodles in Retails	65
4.24	Effective of Advertisement in the Sales of Instant Noodles	66
4.25	Highly Affected Brand by the Advertisement	67
4.26	Quality wise Classification of Different Brand of Instant Noodles	68
4.27	Reason of Selling Instant Noodles by the Retailers	69
4.28	Classification of Brand of Instant Noodles in the basis of Commission	71
4.29	Reason of the Good Sales of Instant Noodles	72
4.30	Acceptation of the consumer in the Substitution of their Favorite Brand by the Retailers	73
4.31	Classification of the brand in the basis of Good Marketing Strategy	74

ABBREVIATIONS

%	:	Percentage
Chp.	:	Cheap Exp.
Expensive FY	:	Fiscal Year
i.e.	:	That is
KTV	:	Kantipur Television
LIC	:	Life Insurance Company
No.	:	Number
NTV	:	Nepal Television
Reso.	:	Reasonable
T.V	:	Television

CHAPTER-I

INTRODUCTION

1.1 Background of the Study

This is the age of marketing. Marketing activities are part of everyday life. All types of organizations need marketing. Marketing has gained a great deal of importance in modern organizations to achieve goals. Organizational success depends on marketing ability. To the general public, marketing is selling products. However, selling is only a part of marketing. Marketing satisfies customer needs. It creates value for customers. Marketing is demand management. It stimulates demand for products. It helps to find out customer needs. It decides what products should be offered to satisfy their needs. It matches products with customer needs. Marketing is concerned not only with attracting customers but also with retaining customers. It is carried on long after the customer has bought the products. It aims to develop long term relationships with the customers.

Marketing is most important part of the business. Marketing is very poor in a developing country like ours. To increase the economic state of developing country, marketing plays major role. According to William Stanton, “marketing is a process by which individuals and groups obtain what they need and want by creating and exchanging products and value with other”. According to Philip Kotler marketing is defined as “a human activity directed at satisfying needs and wants through exchange process”. For a managerial definition marketing is describe as “the art of selling”.

There is no argument on the existence of industry’s development without the presence of active market management. Marketing is the directing of the flow of goods and services from the producers to consumers in every process. According to Alexander, “Marketing is the performance of business activities that direct the flow of goods and services from producer to consumer or user”. The production is the prime activity of each and every industry but successful marketing of the product is the ultimate goal.

Consumers are the king in marketing; s/he is the division making to buy or not to buy the products or services. Consumers are people in families and other kind of household who buy and use products and services in order to satisfy. The major task of the marketers is to understand the willingness of the consumer. To find out willingness of the consumer, we must learn about their behavior.

Consumer's behavior indicates the consumer response on any particular brand from makers and services. Consumers behavior can be defined as the process where the individuals decide whether, what, when, where, how and from whom to purchase goods and services. Consumer behavior reflect the totality of consumer's decision with respect to the acquisition of goods, consumptions, and disposition of goods, services, time and ideas by human decision making units. To alert in consumer behavior it is much more important in the underdevelop countries because it helps to boost up the economic growth of them.

1.2 Focus of the Study

This study has been focused on the advertising impact towards Wai Wai Noodles in Kathmandu valley. It focuses also the marketing system of Instant Noodles in Kathmandu valley. Kathmandu is a very important commercial centre of Nepal. As a capital of Nepal, the population of Kathmandu is very high than other parts. The importance of the Instant Noodles is increasing day by day due to save of money and time. Today's world is the world of busy. Saving of time is most important in today's world and the world is also the world of economy, saving money is also important in the world. Both Saving of money and time is in Instant Noodles, so importance of Instant Noodles is increasing day by day.

Saving of time is very important in developing countries like ours. We must care about the time. So in Nepal also the consumption of Instant Noodles is increasing day by day. Nepal is an agricultural country, but due to increase in population there is lack of land for cultivate the production from agriculture is insufficient for the people so they must converted to other fast eating product like Instant Noodles. Instant

Noodles are so popular in Nepal that people are having them as snack, lunch and dinner. It is widely available in different brand names in different size, shape, variety and test. Despite the convenience factor involved only few brands are successful in the market. The reason for this is price, test, quality and other health related factors.

There are two kinds of Instant Noodles which are introduced in Nepal by different companies,

a) White Instant Noodles

This type of Noodles is uncooked it have to cook for two minute to make ready to eat. The first introducing noodles as white noodles in Nepal are RARA by Gandaki Noodles P. Ltd. Before it had imported from third country like India and Thailand. The popularity of white Instant Noodles is increasing day by day. It is very much popular in mountain and hilly area. In the plain area it is not so popular. Few numbers of people use White Instant Noodles in plain area.

b) Brown Instant Noodles

This type of Noodles is pre-cooked. It can either eat directly or by cook. This type of Noodles is very much popular in hilly area. People of plain area also use this type of noodles. In the world there are different flavored noodles ie, Chicken, Tom Yom, vegetable, Pork, Beef, Shrimp, Halal, Motton etc. In Nepal there are few flavor noodles ie, chicken, Tom Yom and Vegetable.

This study has been conducted in order to generate the consumer profile of Instant Noodles, evaluate the marketing system of Instant Noodles in Kathmandu valley and the effect of advertisement in Instant Noodles.

1.3 Statement of the Problem

The world of business is becoming very competitive. In every product there is high competition. There are very much competition in the business of Instant Noodles

in Nepal. Many companies are introduced different brands of Instant Noodles in same taste, price and quality. In this stage every company should understand his/she needs and satisfactions to get success in the market.

Advertisement plays a vital role in the marketing to influence the consumer to buy particular brands. It gives the information about the products and help consumers on their buying decision. Most of Instant Noodles spending more money for the advertisement and sales promotion. Many companies are facing problem of choosing effective media and promotional tools.

Every day the taste of consumer is changing. The problem of price, quality and taste is facing by the manufacturer. At the initial time of producing , the price of wai wai was Rs. 11 and now Rs 15. The foreign exchange rate plays the critical role in the cost of Instant Noodles since the wrapper, seasoning, oil use of the m are imported from other countries. This study is made to find the following questions:

- a. What is the position of Wai Wai in present Insatnt Noodles market?
- b. What is the sales and market share of Wai Wai in the market?
- c. What is inducing the consumers for buying the product Wai Wai?

1.4 Objectives of the Study

The prime objective of this study is to find out “Advertising Impacts towards Wai Wai Noodles in Kathmandu Valley.” However the specific objectives are:

- a. To analyses the market position of Wai Wai Instant Noodles in Kathmandu .
- b. To analyses, the market share of Wai Wai in Kathmandu valley.
- c. To know the factors which induce the consumer for buying the Wai Wai Noodles.

1.5 Importance of the Study

Nepalese market is newly developed, therefore consumer belief, effectiveness and consumers' preference has to be studied rather than spending huge amount to increase in sales. So every marketer must study about the desire of consumers as well as their attitude towards the products.

Instant Noodles is a fast moving consumer item (FMCG). FMCG has a vast and dynamic market. Where innovation takes place continuously, which create stiff competition. Hence, this study helps the company:

- a. To know its products demand.
- b. To cope with the changing market environment to survive with stiff competition.
- c. To find out its weakness and also helps to over come it and approaches the market with full strength.
- d. To understand the various aspects of consumer behavior.

1.6 Limitation of the Study

- a. The study is limited only to the Wai Wai although there are other Instant Noodles.
- b. The study is limited within the Kathmandu valley
- c. Findings have been presented on the basis of the respondents only.
- d. The data analysis is based on simple statistical technique like Percentage, Pie-chart, graphs and tables.

1.7 Organization of the Study

This study has been divided into five chapters. The title of each those chapters are follows:

Chapter- I Introduction

This chapter deals with some concepts of advertising and brand choice. This chapter

gives a brief picture of what is going to be studied, why the study is important and what the study is going to seek.

Chapter- II Review of Literature

The Review of Literature deals with some related matters of the study. This chapter discusses about the theoretical concepts of advertising. In this concept s of advertising the matter presented in the definition of advertising, the historical background, various advertising media available in Nepal and present advertising situation.

Chapter – III Research Methodology

The chapter three is related to research methodology. This Research Methodology, it employed in present study. It describes about how the study being prepared to fulfill the need and objectives of the study.

Chapter – IV Data Presentation and Analysis

The fourth chapter in the Data Presentation and Analysis deals with the issued identified in the introduction. What has been analyzed, how it has been analyzed, and what has been

found are the concerns of this chapter. This chapter deals mainly with the issue in the light of the theoretical perspective. Major Findings are derived from the study, suggestions regarding, the Role of Advertising in Brand choice will also be made in this chapter.

Chapter – V Summary, Conclusion and Recommendations

The fifth, chapter provides, Summary, conclusion and recommendations. In the summary the present study is discussed briefly.

CHAPTER - II

REVIEW OF THE LIETRATURE

The concept of consumer behavior is very important in marketing. Consumers are regarded as the king in marketing. An understanding of the consumer behavior can help make better environment for consumer themselves. It has also led to product and service development design to protect certain segments of consumers.⁵ For example many parents worry that their children are watching too much television and are not doing their homework. A company called Timeslot invented a device that cut-off the electric current on T.V. at a certain time. From this example we learned that company produces the products as need and want of the consumers. So every business organization must care about the consumers. Rejection of consumers need and want is like disable people in business organization.

In this section, consumer behavior models, factors influencing consumer behavior, process structure of total consumers satisfaction service system, advertising effectiveness and available past studies.

2.1 Consumer Behavior Models

Among various models, mainly four have reviewed as below:

2.1.1 Economics Model

Under economic Model, It is assumed that man is a rational being who will evaluate all the alternatives in terms of cost and value received and selects the products/service which gives them maximum satisfaction (utility). Economic model of consumer behavior is one- dimensional. This means that buying decisions of a person are governed by the concept of utility.

The principles of Economic Models are:

- a. Lesser the price of the products more will be the quantity Purchased.
- b. Lesser the price of the substitute products, lesser will be the quantity of the original product bought (Substitution Effect).
- c. More the purchasing power, more will be the quantity purchased (Income Effect)

2.1.2 Psychological Models

In psychological model mainly focuses on motivation. Motivation may be said the driving force for human behavior which in turn, is guided by cognition and learning as well as group and cultural influences.

Motivation is the mental phenomenon. When a person perceives a stimulus, he/she may or may not respond to such a stimulus.

Human beings give first preference to satisfying the basic needs and then seek out ways to satisfy their next higher level needs. Maslow is of the opinion that there is a hierarchy of human needs differing strength,

- a. Physiological needs: These are the basic needs of food, water and shelter.
- b. Safety needs: This is the need felt for being free of physical danger or self-preservation. For example: LIC has got various insurance policies on the fear of death, health, accident, theft, house and loans and real estate etc.
- c. Social needs: Men are social beings, he feels the need to belong and be accepted by various groups in the society. For example: Advertising of Baby Food like Cerelac, Lactogen and chocolate for children convey the feeling of love and affection
- d. Esteem needs: These needs are concerned with self respect, self confidence, a feeling of personal worth.
- e. Self-actualization needs: This refers to the development of intrinsic capabilities which lead People to look out for opportunities to utilize their potential, to become

every thing that one is capable of becoming.

2.1.3 Learning Model

Learning is a very important concept in the study of human behavior. According to Howard C. Warren's "Learning is the process of acquiring to respond adequately to a situation which may or may not have been previously encountered the favorable modification of response tendencies consequent upon previous experience particularly the building of a new series of complexity co-ordinate motor response, the fixation of items in memory so that they can be recalled or organized, the process of acquiring insight in to a situation."

Learning process involves the following,

- a. Drive: Strong stimulus the impels action.
- b. Cue: Any object in the environment perceived by the individuals.
- c. Response: Response is an answer to a given drive and stimulus.
- d. Reinforcement: It is defined as environment event exhibiting the property of increasing the probability of occurrence of response of responses they accompany.

2.1.4 The sociological Model

According to this model the individual buyer is a part of the institution called society. Since he is living a society, he gets influenced by it and in turns also influenced by it and in turns also influences it in its path of development.

Intimate groups comprising of family, friend and close collages exercise a strong on the life style and the buying behavior of an individual member.

Similarly depending on the income, occupation, place of residence etc also influence buying behavior.

2.2 Factor Influencing Consumer Behavior

Consumers do not make any decision blindly. Their buying behaviors are influenced

by cultural, social personal and psychological factors. Most of these factors are out of control and beyond the hands of marketing however, they have to be considered while trying to understand the complex buying behavior.

2.2.1 Cultural Factor

Cultural Factor has the deepest influence on consumer behavior. It consist,

- a. Culture: Culture is the basic fundamental determinant of a person's wants and behavior. Right from the time of his/her birth, a child grows up in a society learning a certain set of values, perceptions, preference, behavior and customs, through a process of a socialization involving the family and the other key institutions.
- b. Leisure time: Most of the couples are working and hence seeking more ways to increase leisure time spends on holidaying and sports. They are interested in the purchase of time saving home appliances and services like washing machines, ovens, vacuum cleaners etc.
- c. Health conscious: People are becoming health conscious and are getting involved in activities such as exercises, jogging, yoga, eating lighter and more natural food.
- d. Informality: People are adapting a more relaxed and informal life style. This can be seen in their choice of clothing, furnishing and entertaining.
- e. Sub-Culture: Each culture will contain smaller groups of subculture that provide more specific identification and socialization for its members. These sub cultural divisions are certain socio cultural and demographic variables like nationality, religion, geographic locality, caste, age, sex, etc.
- f. Social Class: Social class may take the form of caste system where the members of different castes are reared for certain roles and cannot change their caste membership. Social class also influences buying behavior. Higher social class customers may prefer to purchase their clothes at Peanuts at New Road, whereas lower socio class customers may prefer to shop at small retail outlet.

2.2.2 Social Factor

Consumer behavior is also influenced by social factors. It consists,

- a. Reference Group: A person's reference groups are those groups that have a direct (Face to face) or indirect influence on the person's attitudes or behavior. Groups having direct influence on a person could comprise of people with whom the person interacts on a continuous basis such as family, friends, neighbors and colleagues.
- b. Family: Members of the buyer's family can exercise a strong influence on the buyer's behavior. Marketers are interested in the roles and relative influence of the husband, wife, children and parents on the purchase of a large variety of products and services.

The following observations have been made in most of the cases.

- i. Husband Dominant: - Automobile, TV, Computer, etc.
 - ii. Wife dominant: - Washing machine, kitchen appliance, home appliance, etc.
 - iii. Equal participation: - Housing, outside entertainment recreation activities, etc.
-
- c. Role and Status:- A person is a member of many groups-family, clubs, organization, etc, and the person's position in each group can be defined in terms of role and status.

2.2.3 Personal Factor

A consumer's purchase decision is also influenced by personal characteristics.

It consists,

- a. Age and stage of life cycle: - People's choice of goods and services changes over their lifetime. This change can be observed right from childhood to maturity especially in taste and preferences related to clothes, furniture and recreation activities.
- b. Occupation: - A person's occupation has a direct effect on his choice of goods and services. A clerk will purchase products which are economical. Whereas a top

executive will purchase expensive goods services.

c. Economic Circumstances: - A person's economical circumstances consist of his/her spend able income (amount, stability, and time pattern) savings and assets (liquid, movable and immovable) ability to borrow and attitude towards spending versus saving.

d. Life Style:- "A person's life style refers to the person's pattern of living expressed through his/her activities, interests and opinion." Life Style of a person conveys more than the person's social class or personality alone. Knowing a person's social class or personality alone. Knowing a person's social class will help in inferring about what the person's behavior is likely to be. However, if one fails to see him/her as individual, similar personality will indicate certain psychological characteristic about individual but not throw much light on the person's interest, opinion or activities.

e. Personality and self concept: - Each person has got a distinctive personality which will influence his/her buying behavior. Personality may be defined as "the person's distinguishing psychological characteristics that lead to relatively consistent and enduring responses to his/her own environment". Some of the traits used to describe a person's personality are: self confidence, dominance, aggressiveness, defensiveness, achievement, deference etc.

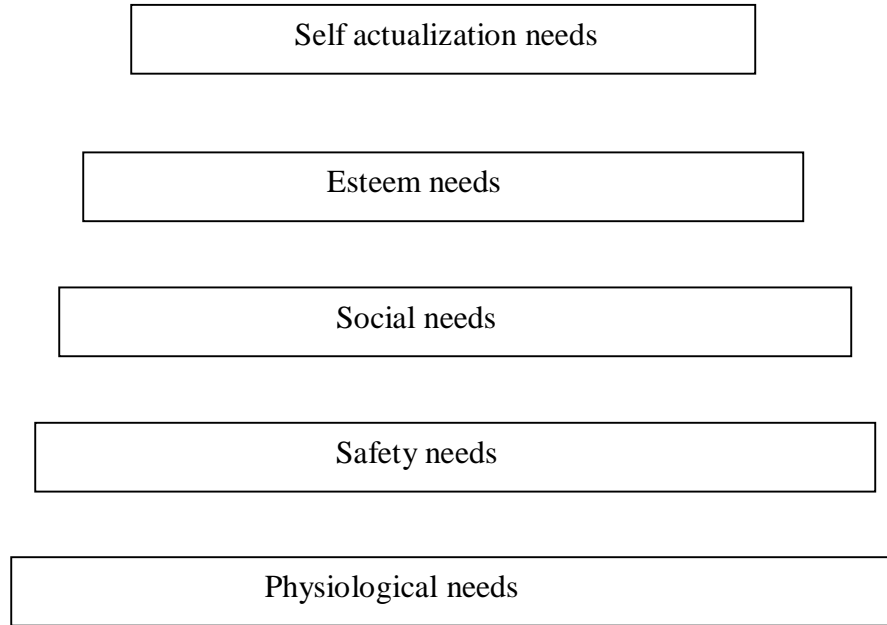
2.2.4 Psychological Factor

It is also a major factor which influencing consumer buying behavior decision directly or indirectly. For the purpose of understanding consumer's buying behavior following factor have been described,

a. Motivation: Motivation can be said to be the inner derive that is sufficiently pressing and directs the person to seek satisfaction of the need. Satisfaction of the need reduces the felt tension. In motivation it derive from Moslow's Hierarchy of Needs, in order of importance given here under:

Figure 2.1

Maslow's Hierarchy of needs



b. Perception: - “Perception is the process of selecting, organizing and interpreting or attaching meaning to events happening in environment”. How a motivated person acts will be dependent on how he/she perceives the situation. Perception depends not only on the character of the physical stimuli but also on the relation of the stimuli to the surrounding field and on the actions, thoughts, feelings etc., within the individual.

c. Perceived Risk: - Any action on the part of the consumer or consumer behavior/purchase will compete with the numerous alternative uses of the same financial resources. He may face the situation where the product may not function properly or consequently the consumer may face a lot of criticism for his foolish decision of purchasing the product or the consumer may be uncertain as to which purchase of either products, brand, model, etc., will be best suitable to match and satisfy acceptance level of buying goals.

d. Attribution process: - There is also tendency of individuals to perceive

causality or attribute and interrelationship when events occur in a chain. It consists,

- Distinctiveness/unique quality (prominently noticed both if present or when absent)
- Consistency over time (the individual's reaction should be the same, each time the thing is present)
- Consistency over modality (even if mode of interaction with the thing varies, the individual's reaction must be consistent.)
- Consensus: (same experience is voiced by all)

Thus, marketers have to consider all the aspects related to perception while sending out message about their products/services to their target customers.

2.3 Consumer Buying Process

To be a success marketer every business organization must learn about the buying process of consumer. Now the world is a changing world it means every thing is changing day by day. So the nature of consumer also changing day by day and the process of buying also depend on nature of consumer so buying process of consumer also changing. Flowing steps shows the buying process of consumer i.e.

2.3.1 Need Recognition

Need recognition means awareness of a want, a desire or a consumption problem without the satisfaction of which the consumer normally build up tension. The wants may be initiated either by self or by some other initiator, or other communicative

media's. For example during the summer season, Consumer generally desire to purchase this clothes like T-shirt, Shirt, Half Pant, etc and in winter season they desire to purchase warm clothes like woolen sweater, jacket, or coat etc.

2.3.2 Products Awareness or Information Search

After the need recognition, the consumer is exposed to the existence of a product that may satisfy a need this awareness may be an account of the search carried out by the consumer themselves or because a firm's appeal or persuasion through various media's.

When the consumer is directly aware of a product and subsequently recognizes a need, then the products awareness is active and immediately converted in to interest. When the no need is currently recognized by a consumer, the awareness is considered as neutral. It happens due to following sources, person Sources: Family, friends, neighbor etc.

- a. Commercial Sources: Advertisement, sales representative, dealers, wholesalers, retailers, display, packing etc.
- b. Public sources: Mass media, rating organization etc.
- c. Experiential sources: Handling, examining, uses the products etc.

2.3.3 Interest

Consumer interest is indicated in the consumer's willingness to seek further information about the products. In the stage, the consumer is actively involved in the buying process and pays attention to the products.

2.3.4 Evaluating and Intention

Once interest in a product is aroused, a consumer enters the subsequent stage of evaluation and intention. The evaluation stage represents the stage of mental trial of the product. During this stage consumer assigns relative value weights to different products brand on the basis of accumulated stock of product information and draws conclusions about their relative satisfaction giving potential. After evaluation, the product/brand. For example the in the use of following product/service generally consumer/customer evaluate below things,

- a. Camera: Picture, Sharpness, camera speed, camera size, price etc.

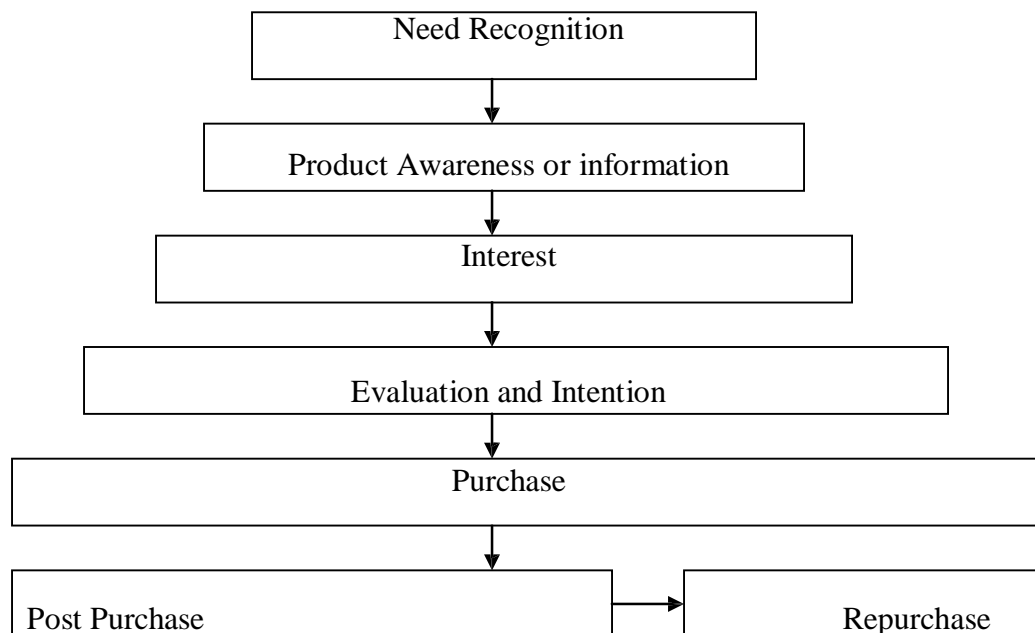
b. Hotels: Location, Cleanliness, atmosphere, price etc

2.3.5 Purchase

If the evaluation and intention is positive, the consumer will purchase the products. Here, purchase is a consumer commitment for a product. It is terminal stage in the buying decision process that complete the transaction. If a buyer is buying for the first time, the from the behavioral viewpoint it may be regarded as trial. If this experience is positive in terms of satisfaction derivation and then repeat purchase may occur.

Figure 2.2

Consumer Buying Process



2.4 Consumer Goods

Consumer goods are products intended for use by ultimate household consumers for non- business purpose. Consumer goods are divided into four groups i.e. Convenience goods, shopping goods, specialty goods and unsought goods.

2.4.1 Convenience Goods

Convenience goods are those goods that the consumers usually purchase frequently, immediately, and within a minimum of effort. For example it includes tobacco products, groceries, soaps, toothpaste, newspaper, drugs, sundries, staple hardware etc.

Convenience consumer can be divided into as below i.e.

- a. Staple goods: Staple goods are those goods, consumers purchase on a regular basis for example peposodent toothpaste, Maggi tomato ketchup, Wai wai noodles, Rumpum noodles, teatime biscuit etc.
- b. Impulse goods: Impulse goods are purchased without any planning or search effort.

Candy bar and magazine are placed next to checkout or cash counters because shoppers may not have thought of buying them until they spot them.

- c. Emergency goods: It is purchased when a need is urgent. For example umbrella will purchase in the raining season as like rain coat too. In the winter season must of people buy woolen clothes.

2.4.2 Shopping Goods

Shopping goods are products for which consumers usually wish to compare suitability, quality, price and style in several stores before purchasing. For example it includes furniture, clothing, used cars and major appliances. Shopping goods can be divided into,

- a. Homogeneous shopping goods: Homogeneous shopping goods are similar in quality but different enough in price to justify shopping comparisons.
- b. Heterogeneous shopping goods: Heterogeneous shopping goods differ in product features and services that may be more important the price. The seller of heterogeneous shopping goods carries a wide assortment to satisfy individual tastes and must have will-trained salesperson to inform and advise consumers.

2.4.3 Specialty Goods

This goods are goods with unique characteristics or brand identification for which a sufficient number of buyers is willing to make a special purchasing effort. For example cars, stereo component, photographic equipment and men's suits.

Specialty goods do not involve making comparisons; buyers invest time only to reach dealers carrying the wanted products. Dealers do not need convenient locations; however, they must let prospective buyers know their locations.

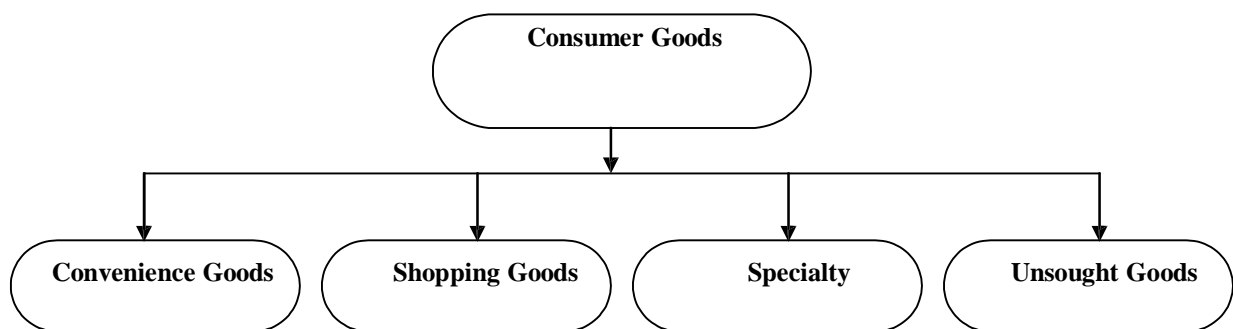
2.4.4 Unsought Goods

Unsought goods are goods the consumer does not know about or does not normally think of buying. Smoke detectors are unsought goods until the consumer is made aware of them through advertisement. Unsought goods required advertisement and personal- selling support. For example life insurance, cemetery plots, gravestones, and encyclopedias. There are two type of unsought goods i.e,

- a. New products that the consumer isn't yet aware of. For example it include disc, camera, computer that speak, telephoto, telephones or methanol as fuel for autos.
- b. Product that is right now the consumers don't want. For example it includes prepaid burial insurance, gravestones, and auto seat belt.

Figure 2.3

Classification of Consumer Goods



2.5 Process Structure of Total Consumer Satisfaction Services System Consumer Satisfaction

First of all we have to know the meaning of consumer satisfaction. So consumer satisfaction is defined as it is a function of performance relative to the consumer's expectations. When a lot has been promised and more is being delivered, this will always create satisfaction consumers. For sales people this mean that they only should promise what they know you are able to deliver. For people on the inside, this means delivering everything that has been promised.

Consumer Satisfaction can also defined as it is a person's feeling of pleasure or disappointment resulting from comparing a product's perceived performance (or Outcome) in relation to his or her expectation. As this meaning makes clear, Satisfaction is a function of perceived performance and expectations. If the performance falls short of expectations, the consumer is dissatisfied. If the performance matches the expectations, the consumer is satisfied. When the performance exceeds the expectations, the consumer is highly satisfied. May marketers are aiming for high satisfactions because consumers who are just satisfied still find it easy to divert when a better offer comes along. These who are highly satisfied are much less ready to divert. High satisfaction or delight creates an emotional bond with brand, not just a rational performance. For example the smoker of Shikher Filter Kings Cigarette never divert in any other brands of cigarette. The result is high consumer loyalty.

A company either uses this process structure as a checking list for consumer service quality or use it a blue print to rebuild the consumer services system. The seven key elements as are as follows.

2.5.1 Develop Consumer Service Satisfaction Concept and Policy

This is because of the exercise of a long- standing tradition of treating consumer service expenses as reducible operating costs rather than marketing investments like sales. Promotion and advertising. One of the most important jobs as top manager is to have a philosophical commitment to consumer services. The mark of total

consumer satisfaction systems management's readiness to commit resource as well as moral support to consumer service for a practical reason: to create competitive advantage. It is extremely important that policies are highly specific and that they are practical and double in terms of the resources available to all service related activities.

2.5.2 Market Research and Consumer Needs Analysis

The management should understand that the market is more than just the consumer. In the broadest sense, the market environment includes the company's supply chain and merchant partners as well as intermediary consumer and end users. It is therefore necessary to survey one's consumers frequently, systematically, directly, personally. Consumers should be segmented so that demands can be met more directly and profitably.

2.5.3 Customization Research and Consumer Needs Analysis

Consumer should be surveyed for their options, Ideas, feelings, likes and dislikes about products or services before new concepts and plans for products are being developed. Consumers should be explained how they can influence managers by making understand their needs, products and services should be created that meet those demands. Products and services should be refined and customized and their effectiveness tested.

2.5.4 Marketing and Selling of Products and Services

All the links of the value chain should be made sure and channels of distribution should be secured. Competitive pricing, advertising and promotion strategies should be established. Employed should be trained and developed as an integrated system for processing ordered tailored to consumer's needs. Consumers that fit one's business should be explored at, and the ways to choose them should be developed.

2.5.5 Delivery Customization

Delivery option should be offered broad to become the “supplier of choice”. Delivery systems to fit the need of core consumers should be customized, in particular by creating channels of communication and service offerings to meet their demands. Consumers delivery requirements should be identified through a complete understanding of a impact that previous distribution had on a consumer’s business.

2.5.6 Provide Consumer Service Satisfaction

A primary “point of contact” between employees and consumers should be established, instilling in consumers the feeling that their needs are being met personally and promptly. Cross-functional cooperation by training employees to understand and enhance the entire consumer experience should be built, holding them responsible for consumer satisfaction. It should be made sure that each employee has at hand all information needed to process a consumer’s request promptly and efficiently.

2.5.7 Collection and Analysis of Consumer Satisfaction Information

Consumer profiles should be designed and built using a common database to track consumer information. Service information should be established by studying how consumers use products and services. Consumer preference and satisfaction should be measured through both internal measures such as sales growth and revenues, and external ones such as industry analysis and consumer satisfaction surveys. These measures will allow a company to:

- a. Know how well the service process is working.
- b. Know where to make change to create improvements, if changes are needed.
- c. Determine if the changes led to improvements.

2.6 Management of Total Consumer Satisfaction Service System

The world is dynamic so every day in every field changes has been happening so every

management must take care about this. So every management must care consumer satisfaction because consumers are also changing day by day. Management of total consumer satisfaction service system is consumer focused and uses plan, do, and check and action cycles as tactic tools. Its operational strategies include team work operations on integrated processes and process reengineering and management wheel of total consumer satisfaction service system and its contents is described as follows:

2.6.1 System Core: Consumer Focused

The consumer is core of tall service processes, therefore one should look at business as a consumer focused process. Every operation should have an understanding of the consumer's desire, involve the consumer, and customize design etc.

2.6.2 Managerial Tactic: PDCA Cycle

All consumer service operations should be continuously flowing to the same direction and same goal. Therefore, the process management tactic should adapt a plan, execute, check, and put in action a management cycle to improve the consumer satisfaction continuous improvement is the key concept for the process management organization of the service system.

2.6.3 Operational Strategy One: Teamwork Operations on Integrated Processes

Because the services are cross-functions, teamwork becomes one of the most important operation strategies for services-process management. A consumer focused company needs to develop a positive consensus and culture for teamwork operations.

2.6.4 Operational Strategy Two: Process Reengineering and Management by Information Technology

Information technology has been proved to be the most effective strategy weapon for management of service quality and process reengineering. The acquiring, analyzing, and implementing of real time information by consumer service information

system has become the generator of quality improvement.

2.6.5 System Goals: Quality, Speed, and High Level of Consumer Service

Providing quality by consistent and reliable products, speed by fast response and problem solving, high levels of consumer satisfaction by value-added service are goals of the consumer service system. Therefore, quality, speed, and high level of consumer satisfaction could be used as performance indicators to compare with a world-class benchmarking service system.

2.7 Consumer's Perception of Instant Noodles Advertising

2.7.1 Advertising

First we have to learn about the concept of advertising, advertisement arise from tow Latin word i.e. "ad" means "toward" and "veto" means "turn". So meaning of advertisement in to turn people's attention to the specific things. It is an important element in modern marketing process.

Advertising is a form of mass communication where "The source is in direct contact with the receiver and the receiver is always a group or more precisely and aggregation rather that another individual."

The advertisement is defined as "a form of mass communication whereas such message is distributed by marketers through different sources by soughing and acquired by the consumers". It is any promotion of ideal, goods or services by and identified sponsor.

2.7.2 Consumer Advertising

Most advertising are for consumer. They are sponsored by the manufacturer of the products or the dealer who sells the products, they are usually directed at the ultimate consumer of the product or at the person who will buy product for someone else use.

For example a magazine advertisement of Instant Noodles Wai Wai may be aimed at both the purchaser and consumer. A commercial for the baby food like Cerelac on TV is aimed at the purchaser not the consumer of the products.

Advertising include not only business firms buy also museums, charitable organization and government agencies that direct message to target publics. Advertising are a cost effective way to disseminate messages, whether to build brand preference for Wai Wai or to educate to avoid hard drugs.

We can say that advertising is heart of marketing to be brand leader in market. The role of advertising in FMCG (Fast moving consumer goods) products is very important. It takes vital role in the promotion of FMCG products. Instant Noodles are also a FMCG. So consumer's perception of Instant Noodles advertising is very high. By advertising only organization must accept this, that advertising take vital role to make consumer for their brand.

In Katmandu Valley FM and Nepal Television is more reliable than Radio Nepal. And paper advertisement also very popular in Nepal. Most of business organization using FM as a important media for advertising. So FM studio is increasing day by day. Most of people pass their time by hearing FM. So FM is very important advertising media for every business organization to promote their products. FM is cheap media for advertising. Every business organization if they are small also can afford for advertisement of their products.

Another important media is TV. It is also very important media for advertising. But small organization can't afford TV for advertising. But small organization can't afford TV for advertising. In Katmandu valley only in the interior side people used to Nepali Channels. Most of people in Katmandu valley who are in city area used to see Indian Channel like Zee TV, Star TV, Sony TV etc. Only in the prime time people of the city used to see Nepal TV like Tito Satya, Jire Kursani, Kantipur Channel and news channel only big company or business organization can afford for advertising in this

time. Most of huge company using this prime time. In Instant Noodles Wai-Wai, Rum Pum etc are giving their advertising in this time.

Paper advertising also very popular in Katmandu Valley. So many papers are base in Katmandu. Kantipur Daily and The Kathmandu Post are more popular than Gorkha Pattra, Samachar Pattra, Rising Nepal, Himalayan Times etc most of business firms prefer Kantipur Daily and Kathmandu Post for paper advertising. Most of people read Kantipur Daily for news, after this business Gorkha Patra. Most of government agencies are using Instant Noodles like wai-wai, Rum-Pum, Mayos etc use Kantipur Daily for paper advertising.

And other important media now a day is Internet. International business firms are using Internet for wave advertising. In Nepal also Internet is very popular for all information. Only few marketers in Nepal insert their web page in Internet. Day by day the important of Internet is increasing in Nepal. We can see only the company profile in the Internet of Nepali Companies who are using Web Page in Internet.

We can't see the product web design in Internet of Nepali Companies. Most of international companies deal through internet. They are selling their products through internet.

2.8 Origin, History and Popularity of Instant Noodles

Every day important of Instant Noodles is increasing. Instant Noodles are found all over the world in different variety, shape and size. Billion of people in the world eats Instant Noodles in different flavor and manufactured in various countries. Mainly Instant Noodles are very popular in North-East Asia like Korea, China, Singapore, Thailand, Japan etc. Korean used to take highly spiced, Chinese used to take Szechwan flavor, Singaporean used to take spices with seafood flavor, Tai used to take hotly in Tom Yom flavor, and Japanese used to take mild in seafood flavor instant noodles, American prefers to eat meat, mushroom or oriental flavor instant noodles.

Originally Instant Noodles came from China. Chinese people were known to have eaten noodles as before the HAN dynasty those five thousand years ago. In the late 13th century Marco Polo traveled China and brought noodles back to Italy in the form of pasta and macaroni. In Chinese language noodles are called “lo mein” which means boiled noodles. The Chinese style noodles are popular in Japan. The process for turning the traditional noodles into the new familiar instant packaged noodles, was pioneered by Momofuku Ando began the company in 1948 with families, producing a Ramen noodles. The first time maker of Instant Noodles in huge quantity is Japan in 1958 and spread throughout the world after 1972 when Nissin Food Company brought to the USA. After 1972 Mr. Ando’s new food concept were accepted because of fast convenient in preparation and good taste.

The world is the world of busy. Everybody in the world is busy that they couldn’t get enough time to eat well. Due to constraints, people are attracted to taking well-processed foods, which is easy to cook and consume. In this time in the world introduce new concept foods i.e. instant noodles.

So the popularity of the Instant Noodles is increasing day by day due to saving of time because Instant Noodles can be ready in no time. Instant Noodles gaining more popularity in the world that it cannot be replaced by any other fast foods. Everybody in the cities or in any rural area.

2.9 Instant Noodles Industries and Marketing in Nepal

In Nepal’s context the concept of noodles is developed just two decades old. First noodles are introduced by Tibetan refugees in Nepal. They open different restaurant and menu on noodles in the name of chawmin in menu. They teach Nepali to eat noodles.

As a marketing way the concept of noodles in Nepalese market is introduced by Indian company i.e. Nestle India Ltd. They launched Maggi as white Instant Noodles giving concept of “2 minute noodles” They increase the market and done monopoly

business for few years. After some year due to heavy demand of noodles in Nepal, Gandaki Noodles Ltd. Established noodles industries in 1980. They produce noodles in the name of RARA with Japanese technology, Gandaki Noodles Ltd. Is establish as the first company introduce Instant Noodles in Nepal and done a good business and became brand leader in market. After grand success of Gandaki Noodles Ltd. In instant noodles, In 1984 Chaudhary Group entered in Instant Noodles market and introduces WAI-WAI as pre-cooked Instant Noodles (Brown Noodles) that can be eaten directly from the packet. In few time WAI-WAI become a brand leader in the market of instant noodles. After this in the few year many companies introduce different products i.e. YUM-YUM , MIN-MIN, HITS, RAMBA, RUM-PUM, Big MiMi, MAYOS, SATHI, GOL-MOL, U-KEY, etc and fighting to be a brand leader in Nepal market. WAI-WAI, MAYOSA, RUMPUM are doing export to India also. WAI-WAI have high share of market both in Nepal and India in the compare of other noodles.

The total size for noodles is expected to be above Rs. 1400 million in Nepal. Total sales of Instant Noodles in Nepal in quantity are expected about 4.18 million cases. Every Year the market of Instant Noodles growing by 10% to 15%. Every Company is searching new market for the Instant Noodles. It means they are growing the consumer of Instant Noodles day by day. Instant Noodles can be divided into two groups, they are as follows:

a. White Instant Noodles

This type of Noodles is uncooked it has to cook for two minute to make ready to eat. The first introducing noodles as white noodles in Nepal are RARA by Gandaki Noodles Pvt. Ltd. Before it, had imported from third country like India and Thailand. The popularity of white Instant Noodles is increasing day by day. It is very much popular in hilly and mountain area. In the plain area it is not so popular. Few numbers of people use White Instant Noodles in plain area. It captures about 18% of market area of Instant Noodles. That means about 0.70 million cases per annum.

b. Brown Instant Noodles

This type of Noodles is pre-cooked. It can either eat directly or by cook. This type of noodles is very much popular in hilly area. People of plain area also use this type of Noodles. Least number of people uses Brown Instant Noodles in mountain area. WAI-WAI is the first brown Instant Noodles Introduce in Nepal by Chaudhary Group. It covered about 85% of the Instant Noodles market. Later many companies introduce different type of brown Instant Noodles in Nepal. Now WAI-WAI is the brand leader. It captures about 51% share of the market.

2.10 Advertising and Brand Choice

The word advertising is derived from the two Latin words "ad" means" towards" and "verto" means "turn". So the meaning of advertising is to turn people's attention to the specific thing. Mother words advertising are to draw attention of people to certain goods or services. Most advertising is to stimulate People to buy a particular branded produced offered for sale by a particular seller. Despite some widely held misconceptions, advertising along works no miracles. It is an important element in modern marketing process, but it can produce consistently profitable results only when the entire structure is soundco-ordination."Advertising is the from of communication intended to promote the role of a product or service to influence a particular cause to gain political support to advance a particular cause or to elicit some other response desired by the advertiser" (New Encyclopedia, 1979:104).

Most of the advertising campaigns are designed to influence consumer to buy a particular brand. "A name, term, sign, symbol or design or a combination of them, which is intended to identify the goods or services to one seller or group of sellers and to differentiate them from those of competitors." In the past, the goods were produced and then consumers were to select from the available stock or range of products. It happens in many underdeveloped countries even today. The marketer's concentration to the target groups needs want and preference to deliver the desired satisfaction, beyond this the main task of the company is to generate consumer

satisfaction and long-run consumers and societal well being. The consumers' likes preference; attitude, opinions etc. have been respected in the production programmes of producers. Every producer has to take in the account these individual requirements of consumers, while producing the goods and services and advertising the same for successful selling. It's wrong to say advertising as the end of selling. Advertising never sells itself however; advertising has the super power to create positive response and can sell any thing. The audiences, predispositions, their attitudes, beliefs, motives, and value are largely determined by the media the consumers select the advertisement they see the messages that they accept and the product they buy. In stead of forcing a response. The modern marketing accepts consumers as the king because he has the purchasing power and no force on the earth would camped him to buy a particular product or service. There are dozens and more than dozens of brands of a specific product class. He has full freedom to spend on the products or services according to his choice. Every consumer wishes and tries to preserve his sovereignty. A producer or a marketer succeeds when he wins the favor of the consumers by providing what they want. This consumer's sovereignty has two significant implications.

1. Once, he decides to spend on a particular product or services he has again full freedom to choose from the available products or services in the market. Buying a product is one thing and buying the best is another. Buying the best depends on his ability to select the best among the wide range of varieties to get maximum satisfaction from reasonable price. Advertising does the job of enhancing consumers' ability by providing varieties of required information.

2. He has the fundamental freedom to spend or not to spend his disposable income on goods and services these are available in the market place. No one can force the individual in the society to spend now or postpone the purchase to future date. Advertising provides detailed and up to date information, regarding the various products available in the market so that the consumer would decide to buy wisely and intelligently. Advertising as a mass media help the consumer in preserving and promoting their sovereignty in the following forms. In the first place it "informs". It

informs the consumer about all product and services available for sale as to when they are available under what condition? at what price ? And soon. Secondly, it "explains." It explains the feature relative merits of each product or service so that he can have comparative account for making wise selection. Thirdly, it "educates". It provides good deal of information regarding products or services whether a person is interested to buy or not. This useful knowledge enlightens him as to what a product is? How it differs from others in the line? What is does for him? At what cost? It speaks not only the existing products but also the products when will be produced in near future. It makes him well- informed member of a society. This knowledge is available without payment. He plays, of course if he buys the product or service. For instance, while introducing for the first time, say a instant noodles, soft drink, the purpose's simply to educate. Fourthly it acts as a "guide" of consumer today. The consumers are really at sea because the present markets are flooded with too many verities of products. There are many products with wide range which are trying to meet the variable needs of consumers. It is pertinent to note that consumers needs differ in terms of quality, quantity, price and time factors. It is the advertising which solves his problem of coming to the conclusion. It is so because; advertising makes him more needs conscious and directs him to the point of most accurate decision of selection in best way optimally. To sum up, advertising is a very powerful and successful mass media of communication that makes possible for the consumers brand choice through rational selection. The knowledge rendered through advertising is useful in selection of the best brand at reasonable price. Through advertising the consumer find himself as rational and intelligent purchaser.

2.11 Brand Loyalty on Consumer Products

If consumers think a brand is good in comparison with others available brands in terms of fulfillment needs, wants, and other prejudices, then they develop positive attitudes toward a brand and purchase them. If this action is repeatedly happened with a specific brand that is known brand loyalty. To find out the brand loyalty frequently purchasing action of a product class must be required brand loyalty is a great asset of a

company which is not expressed in numerical form of the balance sheet (Kumar, 2001: 33).

Brand Loyalty should be made on continuous basis. Most of consumer showing brand loyalty indicate toward hidden assets of the manufacturers or sellers. They should have knowledge of these valuable assets. It will give them effective guideline for developing successful marketing strategy (Panta, 1998:124).

This study is conducted and mainly focused to find out whether or not brand loyalty exists in the Nepalese consumer market while purchasing low involvement consumer products. Despite of this the objectives of the study are to analyze and over look what is brand? What are correlates of a brand loyalty and how far those correlates are decisive to make a consumer brand loyal in Nepalese market? What are the strategies further to be taken for making consumer brand loyal?

From the analysis of the collected data it is found that the brand awareness of a consumer is high and most of them are found brand loyal. Similarly, it is also found that the factors such as sex, age, marital status, income, family size, store loyalty, special deals, favorable brand of the others members of a family influence brand loyalty but the degree and direction of relationship varies across products.

The Nepalese consumer market is rapidly growing competition in being tough and together with his growth. Understand about brand loyalty is very important for the achievement of competitive strength.

Major recommendations of the study are branding is necessary for a product benefits, qualities such as action or color easy to pronounce, recognize and remember as well as distinctive. Brand loyalty is absolutely a great asset of company. For the achievement of the great asset the marketing strategy of the company into product price, place and promotion should be sound and well fitted. This study work has done by Yogesh Pant, "The study on brand loyalty" and based on Direct Filed Survey 2012.

2.12 Review of Related Studies

This study is not the first study about advertising some similarly studies about advertising had been conducted. The major important studies are:

Rajendra Krishna Shrestha (2001), conducted a research entitled "*The Role of Advertising in Brand Choice and Product Positioning.*" (With special reference to soft drink and Instant noodles" with the following objectives:

- i. To analyze the effectiveness of advertising on brand of consumer product.
- ii. To evaluate the role of advertising in brand choice and product positioning from the consumer perspective
- iii. Do consumers give more importance to advertisement making selection decision?

Major Findings of the Study

- i. Advertising has been established as an important promotional tool both in high involvement and low involvement goods.
- ii. Advertising importance to consumers' goods is comparatively weightier than industrial goods.
- iii. Consumers get knowledge about products through different media of advertising. Advertising is considered as the primary source of information.
- iv. The Instant Noodles and soft drink advertisements are found mostly, appealing to the consumers about financial persuasion.
- v. Advertising believability is found satisfactory.
- vi. The role of advertising in course of changing brand is important, but not ultimate.
- vii. Television is the mostly favorite medium for advertisement and radio stands in second position. At the same time FM broadcasting is also becoming popular in the Kathmandu valley among young generation.

Binay Kumar Thakur (2002), conducted a research entitled "*The Role of advertising in brand loyalty*" (with special reference to soft drink) with the following objectives:

- i. To analyze the effectiveness of advertising on brand loyalty of consumer

- product.
- ii. To evaluate the role of advertising for brand loyalty in Nepalese market.
 - iii. Do consumers give more importance to advertising rather than any other promotional tools while making selection decision ?

Major Findings of the Study

- i. Both Coca-cola and Pepsi-cola realize the essence of advertising in the present situation.
- ii. Advertising is the main source of information about particular brand as well as most sensitive subject in the country in the course of promotion.
- iii. Advertising plays an important role in changing brand of soft drink.
- iv. Soft drink holds the second position in consumption after tea among the drinks in Nepalese market.
- v. Brand awareness of the Nepalese consumers is found to be high.
- vi. Majority of Nepalese consumers are found brand loyal.

Sunita Sharma (2003) conducted a research entitled "*Impact of Nepal Television Advertising on Audience*" with the following Objectives:

- i. To identify the existing advertising problem lunched by NTV.
- ii. To identify different sorts of advertisements preferred by audience.
- iii. To find out the different problems of advertisement faced by NTV.
- iv. To ascertain different advertisers groups willing to telecast their advertisement on NTV.
- v. To prove suitable suggestions.

Major Findings of the Study

- i. Majority of children, young and old age audience prefer musical advertisements where as other prefers good wording one.
- ii. Considering the educational level of the audience, mostly below SLC. and SLC and uneducated people prefer musical advertisements where as educated audience prefers good wording advertisements.
- iii. Considering the gender, most of the female dience prefers musical advertisement rather than good wording and vice versa.
- iv. Most of the audience prefers television advertisement rather than other media.
 - v. Most of the audience likes NTV advertisement
 - vi. Repetitions of advertisement attract the most of the audience.
 - vii. Few advertisements of NTV are good and other few are boring.
 - viii. Because of some advertisement produced in India, language dubbing is incorrect and miss pronounced.

Prakash Bhandary (2004), conducted a research entitled *A study on "The Impact of Advertising on Consumers'Attitude" (with specially reference to Wai Wai noodle at Lalitpur sub-metropolitan city)* with the following objectives:

- i. To evaluate other role of advertising in changing the consumer's attitude towards Wai Wai noodle.
- ii. To calculate the consumer market of Wai Wai noodle in the
- iii. Lalitpur Sub-metropolitan city.
- iv. To obtain the consumer's attitude of Wai Wai noodle with others.
- v. To up lift the consumer's positive attitude towards Wai Wai instant noodle

Major Findings of the Study

- i. The advertisement is an important of getting knowledge about the noodles. Advertising is considered as the first source of information.
- ii. The Wai Wai noodle is preferred most of consumers due to its quality, packaging and other aspects.

- iii. Most of consumers used three packets of noodles in a day in family group; it means people are fascinated with quick made noodles.
- iv. Frequency Modulation (FM) is the best information coverage to the consumers about the noodles.
- v. Advertising of Wai Wai noodle is found better satisfied than others noodles.
- vi. Advertising believably is found satisfactory of various brands of noodles.
- vii. Most of noodles price is high.
- viii. Packaging save products, so, it must be better and packaging of Wai Wai noodle is comparatively good than other.
- ix. The quality (taste, performance) of Wai Wai is very good than other noodles.
- x. The most of consumers preferred the gift sand coupons of promotional techniques.
- xi. The satisfaction of Wai Wai noodle is very good.

Laxmi Prasad Baral (2005), conducted a research entitled "*Comparative study on the communication effects of advertising and brand preference.*" (A case study on instant noodles: *The Yum Yum and the RARA*) with the following objectives:

- i. To examine the effectiveness of advertising
- ii. To understand advertising and brand preference.
- iii. Which is the popular media for advertising?
- iv. What are their strengths and weakness while advertising of instant noodles?

Major Findings of the Study

- i. Instant Noodles are in different product life cycle and they require different media and techniques of advertising in different stage.
- ii. There is high degree of association between brand preference and advertisement qualities.
- iii. The advertisements are still traditional and ordinary in nature and style.
- iv. It is necessary that advertising should be more attractive informative and enjoyable both readers as well as listeners.

So, none of the above studies has done research before in the topic "Advertising impact towards wai wai noodles in Kathmandu valley". So, this research could be helpful for further study in future.

CHAPTER - III

RESEARCH METHODOLOGY

3.1 Introduction

Research methodology is a way to systematically solve the research problem. The main theme of this study is to generate the consumer preference towards instant noodles. The study has also aimed to identifying the consumer perception on quality, price, taste, scheme and other relevant aspects. The data have been collected from the sample of the consumer's arid retailers. The source of information for this study is both primary and secondary data. Direct Filed Survey 2012 was collected from direct interviewing from consumers and retailers. And secondary data was collected from. Chaudhary Group, Khetan Group, local news paper, daily news paper, television, radio etc. The study is mainly based on primary sources of information. Consumers are the main sources of primary information in this study. To achieve the objective of this study, the study follows a research methodology which is briefly described as below:

3.2 Research Design

The main aim of this study is to reveal the buying behavior of consumers in different type of Instant Noodles. The present study is exploratory in nature. Therefore [researcher survey research design is used in this study. The collected data and information from the survey are tabulated and analyzed according to the need of the study to obtain the objectives.

3.3 Nature and Sources of Data

The data used in this study are mainly primary in nature. Secondary source are also used. The consumers and retailers of Kathmandu are the main sources of Direct Filed Survey 2012. The primary data have collected by field survey with the help of questionnaires and personally interviews. Thus, all the data required for the study are

collected directly from the buyers of the products.

Different noodles companies, local news papers, magazines, publications, various books published and unpublished reports, bulletins, journals, etc. are the secondary data.

3.4 Population and Sampling

Consumers of Instant Noodles of Kathmandu Valley are considering as the population of this study. It consists of all the consumers in Kathmandu valley. The respondents represent the resident of Kathmandu Valley. From the population a sample of only 140 consumers are taken for this study. To collect the Direct Filed Survey 2012, 140 buyers, and 60 retailers have been surveyed for this study. Retailers are also taken as a consumer in this study. Among them 100 are male and 40 are female including students and children

3.5 Data Collection Procedure

The data have been collected through the field survey of Kathmandu..The respondents were identified and served with a set of questionnaire. The questionnaire contained both objective and subjective questions. The respondent are from different academic background which is from literate to graduate. The respondents from the different sectors have been selected on personal contact. A set of questionnaire served to them. The respondent are selected from the place of Kathmandu . A few additional questions were asked for snooping. Besides this, the researcher has personally observed the buying activities of the people in some public and shopping place of Kathmandu.

3.6 Data Processing, Tabulation and Analysis

The data are collected thoroughly checked, compiled and presented in appropriate table to facilitate analysis and interpretation. The tabulated data have been analyzed and interpreted using simple linear regression model, percentage, index figure and also preserved in graph. Different tool like graphs, bar diagrams and pie

chart have been used to make the information easy and understandable. And other relevant data are collected from the different Instant Noodles companies, news paper, magazine, other published and unpublished materials etc.

CHAPTER - IV

DATA PRESENTATION AND ANALYSIS

In this chapter the data and information derived from the consumers and retailers are presented and analyzed according to objective of the study. The survey has included 200 individuals. Among them 140 are consumers and 60 are retailers.

4.1 Consumer Level Survey

Consumer Profiler:- In this chapter 140 consumer are taken as a respondent

4.1.1 (Sex Wise Classification) Instant Noodles Users

The researcher has studied use of Instant Noodles by both male and female. The result of responses has been shown in table 4.1. The interpretation and analysis with inference have been mentioned below table,

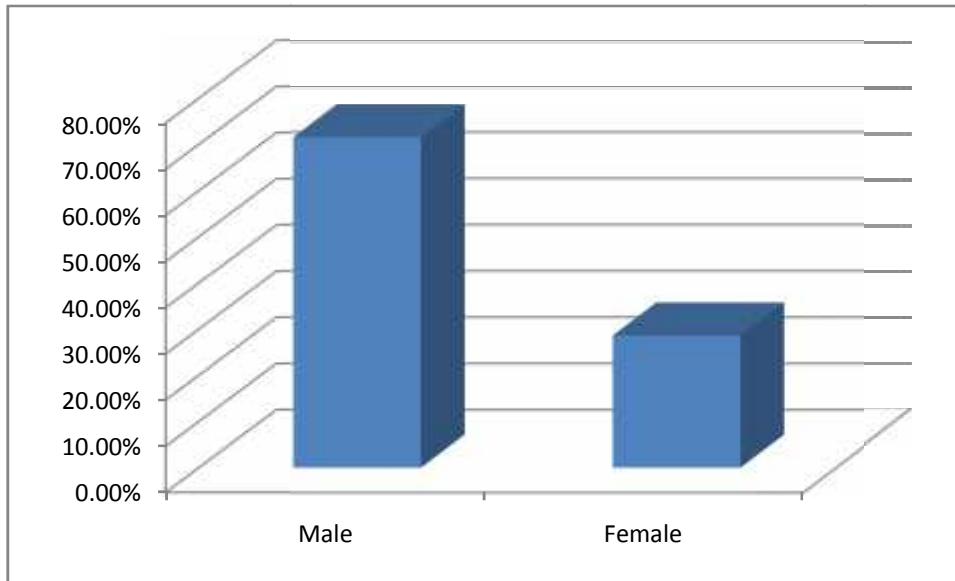
Table 4.1 (Sex Wise Classification) Instant Noodles Users

Sex	No of Respondents	Percentage
Male	100	71.43%
Female	40	28.57%
Total	140	100%

Source: Direct Filed Survey 2012

In the table no 4.1.1, Out of 100% respondents 71.43% are male consumers and 28.57% consumers are female who use Instant Noodles in Kathmandu valley. Here we conclude that most of the consumers are male. The same data can also be presented in graphic form as under

Figure 4.1 (Sex Wise Classification) Instant Noodles Users



4.1.2 (Age Wise Classification) Instant Noodles User

The researcher has studied use of Instant Noodles from different age group. The result of responses has been shown in table 4.2. The interpretation and analysis with inference have been mentioned below table,

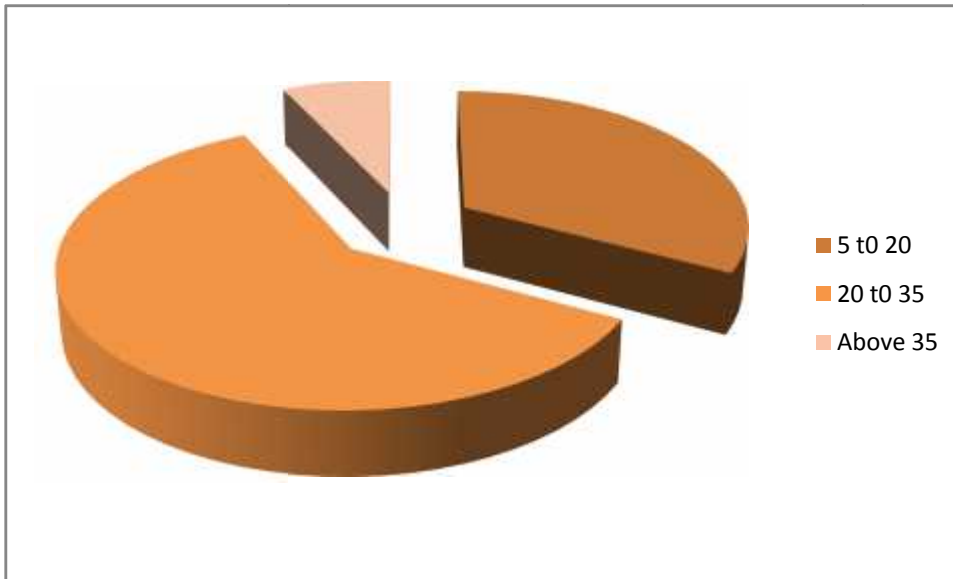
Table 4.2 (Age Wise Classification) Instant Noodles User

Age	No of Respondents	Percentage
5 to 20	45	33.15%
20 to 35	85	60.72%
Above 35	10	7.13%
Total	140	100%

Source: Direct Filed Survey 2012

From the table no.4. 2, it can be analyzed the age of different age group. Here the age group of 5-20 are 33.15%, 20-35 are 60.72 % and 35 above are 7.13 %. Here we conclude that most of the consumers are children and adult teenager, then after between age of 20 to 35 and 35 above. The same data can also be presented in figure form as below:

Figure 4.2 (Age Wise Classification) Instant Noodles User



4.1.3 (Profession Wise Classification) Instant Noodles User

The researcher has studied use of Instant Noodles from consumer having different profession. The result of responses has been shown in table 4.3. The interpretation and analysis with inference have been mentioned below table.

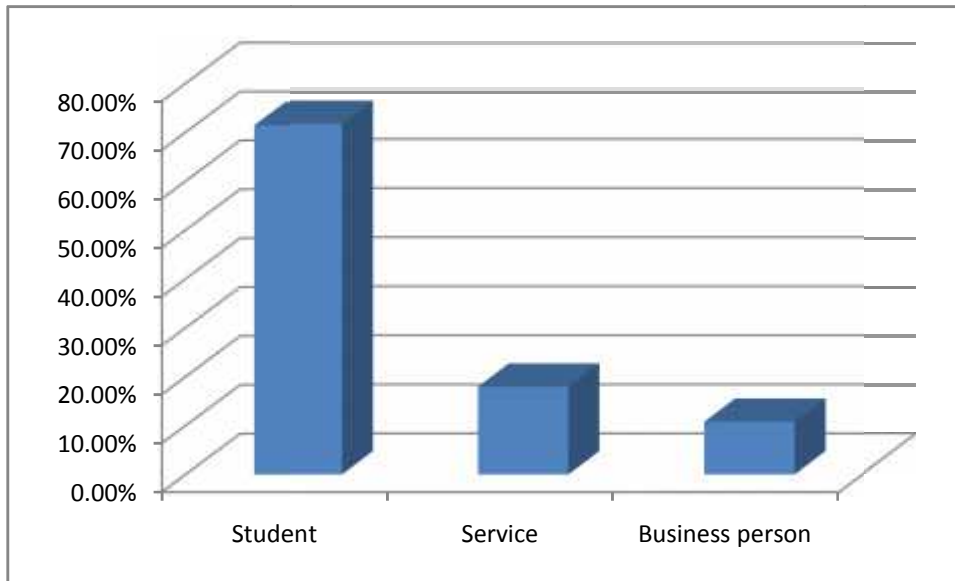
Table 4.3 (Profession Wise Classification) Instant Noodles User

Profession	No. of Respondent	Percentage
Student	100	71.43%
Service	25	17.86%
Business person	15	10.71 %
Total	140	100 %

Source: Direct Filed Survey 2012

From the table no 4.3, it can be analyzed that 71.43% of the consumers of Instant Noodles included in the survey are students, 17.86% are Service holders, 10.71% are Business persons. Here we conclude that most of the consumers of Instant Noodles are student, then after service holders and business persons. The same data have been presented in graphic form as under:

Figure 4.3 (Profession Wise Classification) Instant Noodles User



4.1.4 (Education Wise Classification) Instant Noodles User

The researcher has studied use of Instant Noodles from consumers having different level of education. The result of responses has been shown in table 4.4. The interpretation and analysis with inference have been mentioned below table.

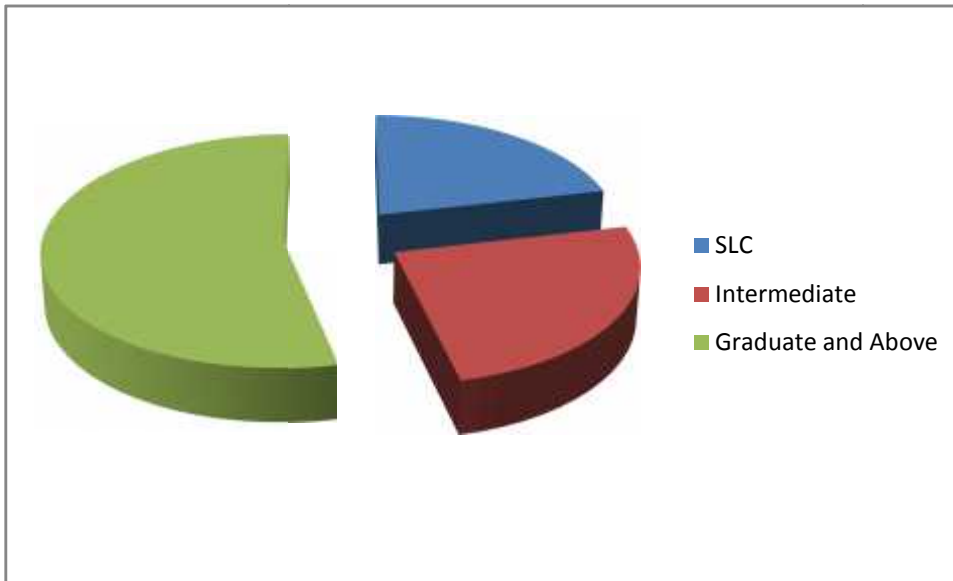
Table 4.4 (Education Wise Classification) Instant Noodles User

Education	No. of Respondents	Percentage
SLC	30	21.43%
Intermediate	35	25%
Graduate and above	75	53.57 %
Total	140	100 %

Source: Direct Filed Survey 2012

From the table no. 4.4 it can be analyzed that among the consumers surveyed, according to education background 21.43% are SLC students 25% are Intermediate students and 53.57% consumers are Graduate and above. Here we conclude that most of the consumers of the Instant Noodles are student of SLC, Intermediate, Graduate & above. The same data can also be presented in figure form as under

Figure 4.4 (Education Wise Classification) Instant Noodles User



4.1.5 (Area Wise Classification) Instant Noodles Users

The researcher has studied use of Instant Noodles by Kathmandu valley. The result of responses has been shown in table 4.5 The interpretation and analysis with inference have been mentioned below table.

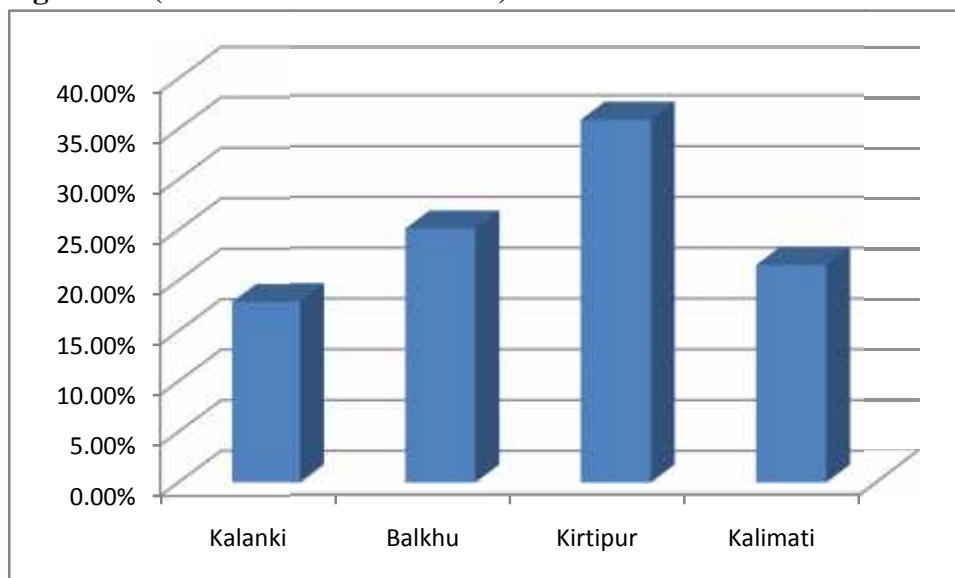
Table 4.5 (Area Wise Classification) Instant Noodles Users

Area	No of Respondents	Percentage
Kalanki	25	17.86%
Balkhu	35	25%
Kirtipur	50	35.72%
Kalimati	30	21.42% %

Source: Direct Filed Survey 2012

From the table no. 4.5 it can be analyzed that 17.86% consumers are from Kalanki, 25% consumers are from Balkhu and 35.72% are from Kirtipur. 21.42% consumers are from Kalimati. Here we conclude that most of the consumers of Instant Noodles are from the Kirtipur, then after from Balkhu, Kalimati and Kalanki. The data from above table can also be presented in graphic form as below:

Figure 4.5 (Area Wise Classification) Instant Noodles Users



4.1.6 Week Consumption of Instant Noodles

The researcher has studied use of Instant Noodles by volume of daily consumption. The result of responses has been shown in table 4.6. The interpretation and analysis with inference have been mentioned below table.

Table 4.6 Week Consumption of Instant Noodles

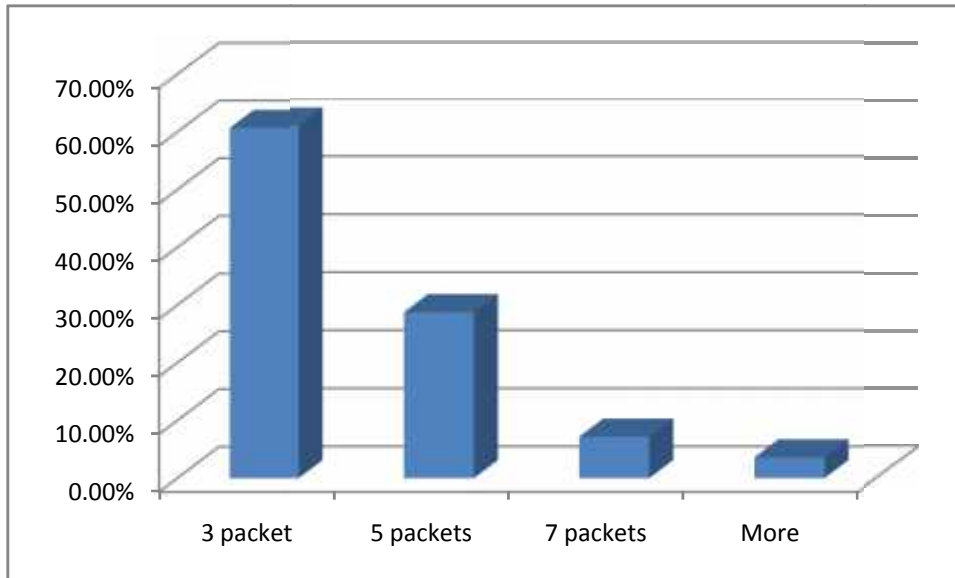
Consumptions Volume No	No. of Respondents	Percentage
3 packet	85	60.72%
5 packets	40	28.58%
7 packets	10	7.13%
More	5	3.57%
Total	150	100%

Source: Direct Filed Survey 2012

From table no. 4.6, it can be analyzed that 60.72% consumers are used 3 packet Instant Noodles per week, 28.58% are used 5 packets, 7.13% are used 7 packets and 3.57% are used more than 7 packets per week. Here we conclude that most of consumers are used 3 packet Instant Noodles per week than after more than 5 packets, 7 packets and least no. of consumers are used 3 packet Instant Noodles per week. The same data can also be presented in graphic form as under:

Figure 4.6

Week Consumption of Instant Noodles



4.1.7 Purpose of taking Instant Noodles

The researcher has studied use of Instant Noodles by the purpose of taking Instant Noodles. The result of responses has been shown in table 4.7. The interpretation and analysis with inference have been mentioned below table.

Table 4.7 Purpose of Taking Instant Noodles

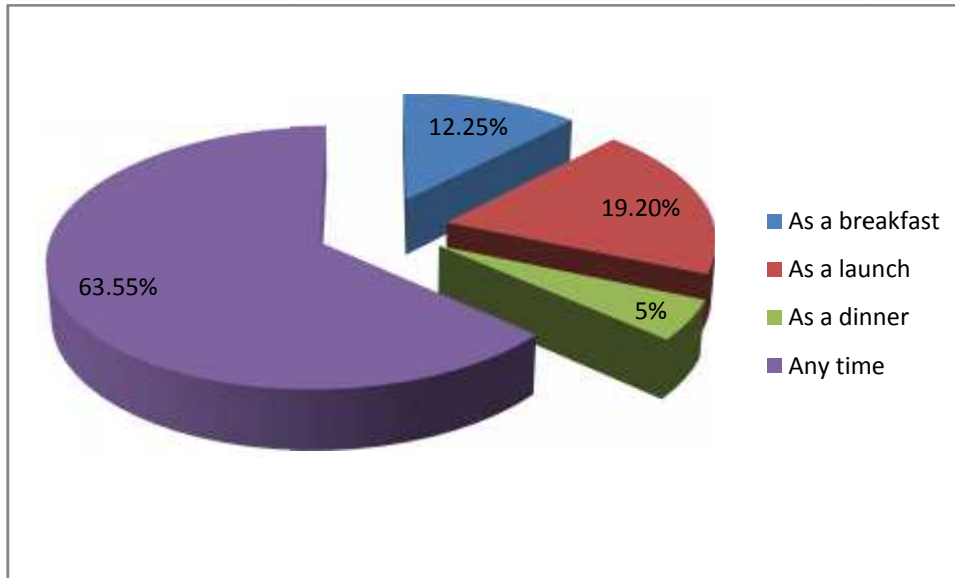
Option	No. of Respondents	Percentage
As a breakfast	17	12.25%
As a launch	27	19.20%
As a dinner	7	5%
Any time	89	63.55%
Total	140	100%

Source: Direct Filed Survey 2012

From the table no. 4.7, it can be analyzed that 5% consumers like to have Instant Noodles as a dinner, 19.20% consumers like to have Instant Noodles as a lunch and 63.55% consumers like to have any time. Here we conclude that most of the consumers like to have any time, then after as a lunch and least no. of consumers like to have Instant Noodles as a dinner. The same data from the table no 4.7, can be presented in chart form as under

Figure 4.7

Purpose of Taking Instant Noodles



4.1.8 Mostly Taken Place of Instant Noodles

The researcher has studied the mostly taken place of Instant Noodles. The result of responses has been shown in table 4.8. The interpretation and analysis with inference have been mentioned below table.

Table 4.8 Mostly Taken Place of Instant Noodles

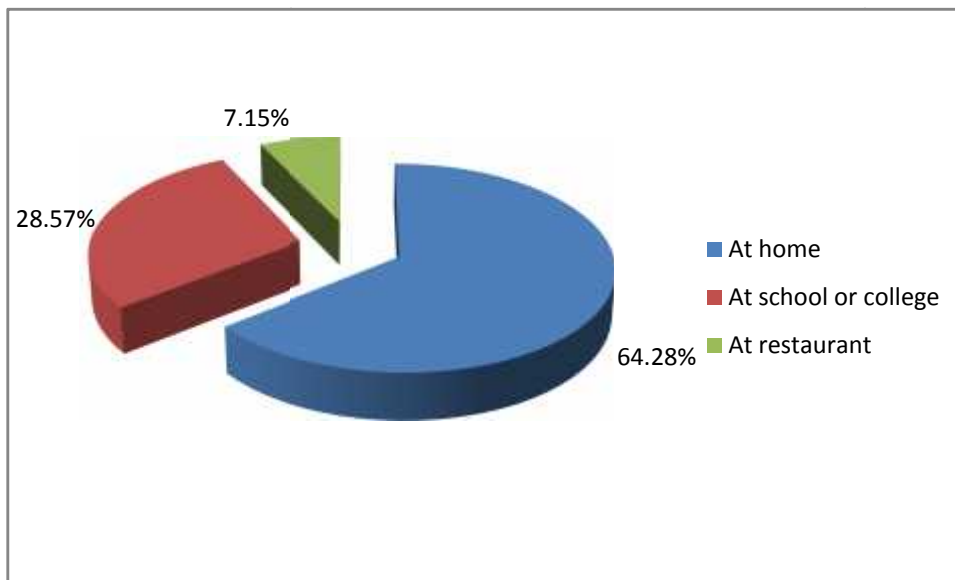
Place	No. of Respondents	Percentage
At home	90	64.28%
At school or college	40	28.57%
At restaurant	10	7.15%
Total	140	100%

Source: Direct Filed Survey 2012

From the table no. 4.8, it can be analyzed that 64.28% of the consumers consumed Instant Noodles at home, 28.57% consumers consumed at school or college, and 7.15% consumers consumed at restaurant. Here we conclude that most of the consumers consumed Instant Noodles at home, then after at school or college and restaurant. Least no. of consumers consumed Instant Noodles at other place like traveling, gathering etc. The same data can be presented in graphic form as below,

Figure 4.8

Mostly Taken Place of Instant Noodles



4.1.9 Reason of Taking Noodles

The researcher has studied the reason of taking Instant Noodles. The result of responses has been shown in table 4.9. The interpretation analysis with inference have been mentioned below table.

Table 4.9 Reason of Taking Noodles

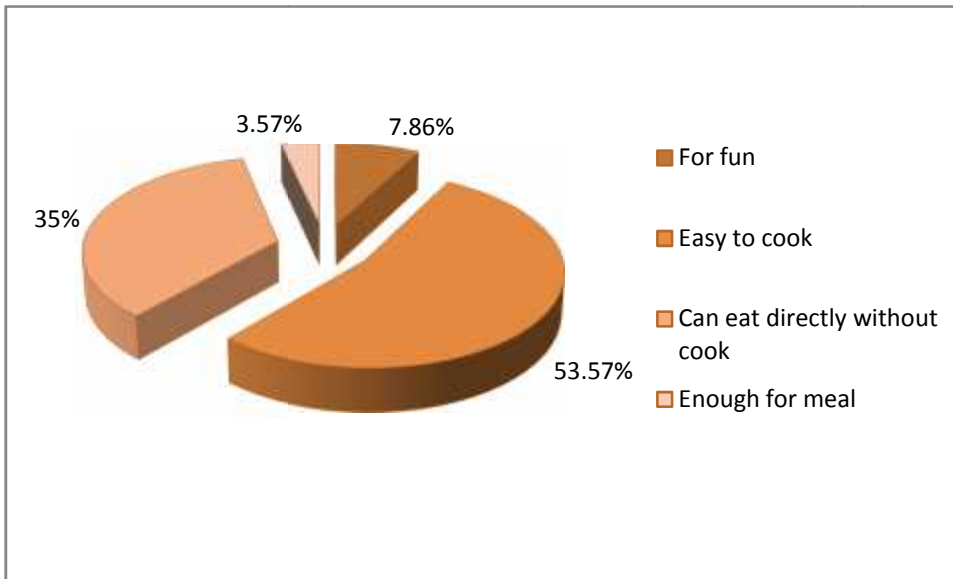
Reason	No of Respondent	Percentage
For fun	11	7.86%
Easy to cook	75	53.57%
Can eat directly without cook	49	35%
Enough for meal	5	3.57%
Total	140	100%

Source: Direct Filed Survey 2012

From the table no. 4.9 it can be analyzed that 7.86% consumers eat Noodles for fun, 53.57% consumers eat due to easy to cook, 35% consumers eat due to directly eat without cook and 3.57% consumers eat Instant Noodles for enough meal. Here we conclude that most of consumers eat Instant Noodles due to easy to cook, then after due to can eat directly without cook, for fun and least no. of consumers eat for enough mail. It means only for the few consumers eat as meal. The data from the table no 4.9, can also be presented in chart form as under:

Figure 4.9

Reason of Taking Noodles



4.1.10 Classification of Preference Toward Brand by the Consumers

The researcher has studied the preference toward brand by the consumers. The result of responses has been shown in table 4.10. The interpretation and analysis with inference have been mentioned below table,

Table 4.10 Classification of Preference toward Brand by the Consumers

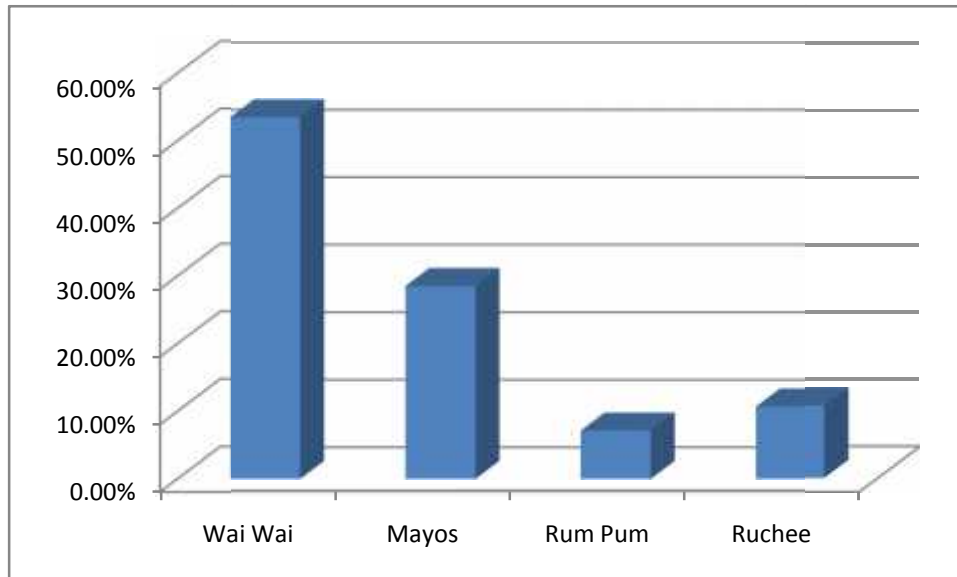
Brand	No. of Respondents	Percentage
Wai Wai	75	53.57%
Mayos	40	28.57%
Rum Pum	10	7.15%
Ruchee	15	10.71%
Totals	140	100%

Source: : Direct Filed Survey 2012

From the table no.4.10, it can be analyzed that among the surveyed of 140 consumers in Kathmandu valley, 53.33% consumers prefer Wai Wai 28.57% prefer Mayos, 7.15% prefer Rumpum, and 10.71% consumer prefer Ruchee. Here we conclude that most of the consumers prefer to have Wai Wai. It proves that Wai Wai is the brand leader in Instant Noodles. Then after Mayos, Rumpum, Ruchee, other brands. The data from the table no .can also be presented in graphic form as under:

Figure 4.10

Classification of Preference Toward Brand by the Consumers



4.1.11 Classification of Effective Advertisement Media for Introducing Instant Noodles

The researcher has studied the effective advertisement media for introducing Instant Noodles to the consumers. The result of responses has been shown in table 4.11. The interpretation and analysis with inference have been mentioned below table,

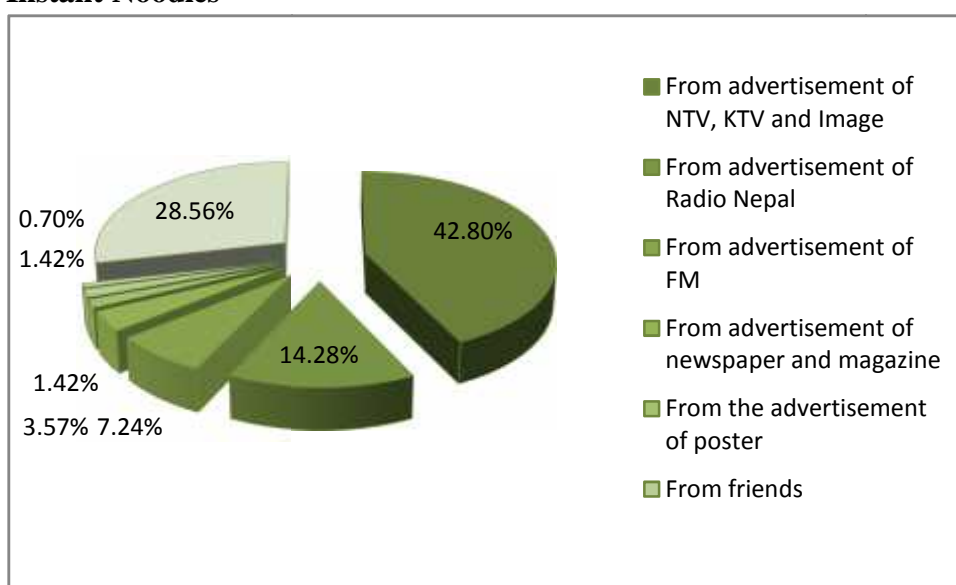
Table 4.11 Classification of Effective Advertisement Media for Introducing Instant Noodles

Advertisement media	No. of respondents	Percentage
From advertisement of NTV, KTV and Image	60	42.80%
From advertisement of Radio Nepal	20	14.28%
From advertisement of FM	10	7.24%
From advertisement of newspaper and magazine	5	3.57%
From the advertisement of poster	2	1.42%
From friends	2	1.42%
From hoarding board	1	.70%
All of the above	40	28.56%
Total	140	100%

Source: Direct Filed Survey 2012

From the table no.4.12 it can be analyzed that 42.80% effective media of Instant Noodles is NTV, 14.28% is Radio Nepal, 7.24% effective media of Instant Noodles is FM, 3.57% is News Paper and magazine, 1.42% is Poster, 1.42% is friends, .70% is hoarding board, and 28.56% effective media of instant is all. Here we conclude that most effective advertisement media of Instant Noodles is NTV, KTV and Image channel. Then after FM, News paper and magazine, all media, Radio Nepal, Friends, Posters and Hoarding board and effective advertisement media of Instant Noodles. The same data can also be presented in the form of chart as under:

Figure 4.11 Classifications of Effective Advertisement Media for Introducing Instant Noodles



4.1.12 Brand's Best Advertisement of Instant Noodles

The researcher has studied the brands best advertisement of Instant Noodles. The result of responses has been shown in table 4.12. The interpretation and analysis with inference have been mentioned below table:

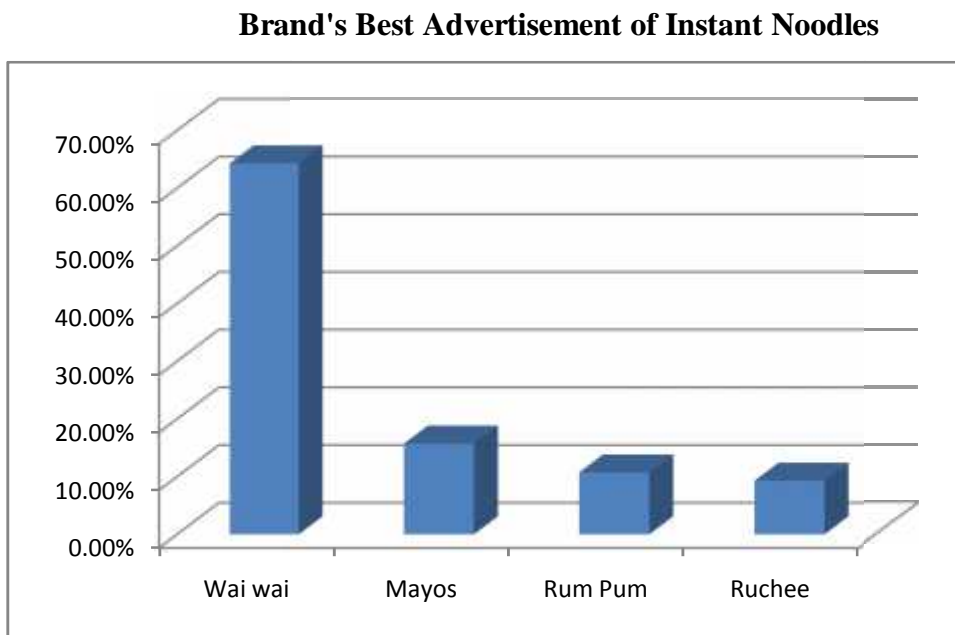
Table 4.12 Brand's Best Advertisement of Instant Noodles

Brand	No. of Respondent	Percentage
Wai wai	90	64.28%
Mayos	22	15.72%
Rum Pum	15	10.72%
Ruchee	13	9.28%
Total	140	100%

Source: Direct Filed Survey 2012

From the table no. 4.12 it can be analyzed that 64.28% consumers like the advertisement of Wai Wai, 15.72% consumers like the advertisement of Mayos, 10.72% like the advertisement of Rum Pum, 9.28% like the advertisement of Ruchee. Here we conclude that most of the consumers like the advertisement of Wai Wai, then after the consumers like the advertisement of Mayos, Rumpum and Ruchee. The data from the table no .4.12 can also be presented in graphic form as under,

Figure 4.12



4.1.13 Habit of the Consumers Taking Instant Noodles

The researcher has studied habit of use of Instant Noodles by the consumer. The result of responses has been shown in table 4.13. The interpretation and analysis with inference have been mentioned below table.

Table 4.13 Habit of the Consumers Taking Instant Noodles

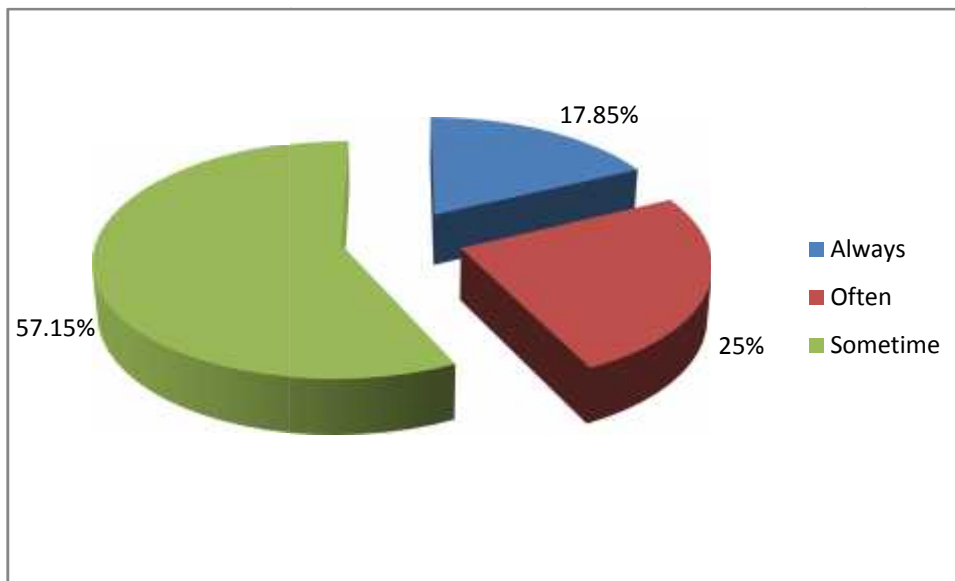
Habit	No. of Respondents	Percentage
Always	25	17.85%
Often	35	25%
Sometime	80	57.15%
Total	140	100%

Source: Direct Filed Survey 2012

From the table no. 4.13 it can be analyzed that 17.85% consumers take always the instant noodles, 25% consumers take often the Instant Noodles and 57.15% consumers take sometimes the Instant Noodles. Here we conclude that most of the consumers take Instant Noodles sometimes then after consumers take Instant Noodles often and always. The data from the table no .4.15 can also be presented in the form of chart as under,

Figure 4.13

Habit of the Consumers Taking Instant Noodles



4.1.14 Quality Awareness of Consumer Towards the Instant Noodles while purchasing

The researcher has studied the quality awareness of consumers towards the Instant Noodles while purchasing. The result of responses has been shown in table 4.14. The interpretation and analysis with inference have been mentioned below table:

Table 4.14 Quality Awareness of Consumer towards the Instant Noodles while Purchasing

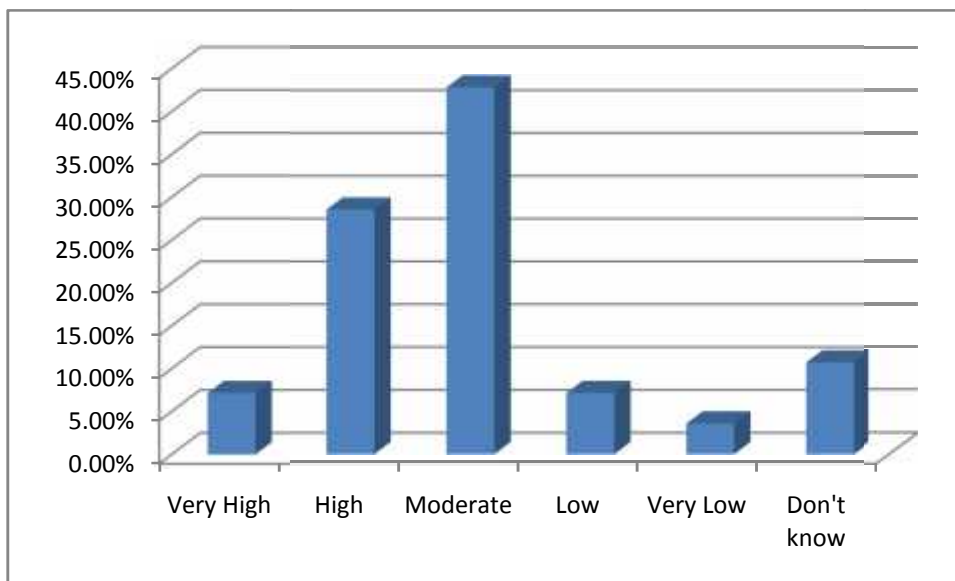
Quality	No. of Respondents	Percentage
Very High	10	7.14%
High	40	28.57%
Moderate	60	42.85%
Low	10	7.14%
Very Low	5	3.58%
Don't know	15	10.72%
Total	140	100%

Source: Direct Filed Survey 2012

From the table no 4.14, it can be analyzed that 7.14% consumers are very highly aware in quality, 28.57% are highly aware, 42.85% are moderately aware, 7.14% are lowly aware, 3.58% are very lowly aware, 10.72% consumers are unknown about the quality of Wai Wai Noodles. Here we conclude that most consumers are moderately aware about the quality of the Instant Noodles. Then after highly, don't know, very highly lowly and very lowly aware about the quality of the Wai Wai Noodles. The same data can also be presented in graphic form as under:

Figure 4.14

Quality Awareness of Consumer Towards the Wai Wai Noodles while Purchasing



4.1.15 Evaluation of Brand of Instant Noodles in the Basis of Quality

The researcher has studied the evaluation of brand of Instant Noodles in the basis of quality. The result of responses has been shown in table 4.15. The interpretation and analysis with inference have been mentioned below table

Table 4.15 Evaluation of Brand of Instant Noodles in the Basis of Quality

Brand	Good	%	Very Good	%	Bad	%	Very Bad	%	Don't Know	%
Wai Wai	100	71.43	30	21.42	0	0	0	0	10	7.15
Mayos	95	67.80	20	14.28	0	0	0	0	25	17.82
Rumpum	84	60	17	12	24	15	0	0	18	13
Ruchee	80	57.14	20	14.28	0	0	0	0	40	28.58

Source: Direct Filed Survey 2012

Wai Wai:

From the table no.4.15, it can be analyzed that 71.43% consumers said that the quality of Wai Wai is good, 21.42% said very good, 7.15% consumers are unknown about the quality of Wai Wai.

Mayos:

From the table no. 4.15, it can be analyzed that 67.80% of the consumers said that the quality of the Mayos is good, 14.28% said very good, 14.28% are unknown about the quality of Mayos.

Rumpum:

60% consumers said that the quality of Rum Pum is good, 12 % said very good, 15% said bad and 13% are unknown about the quality of Rumpum.

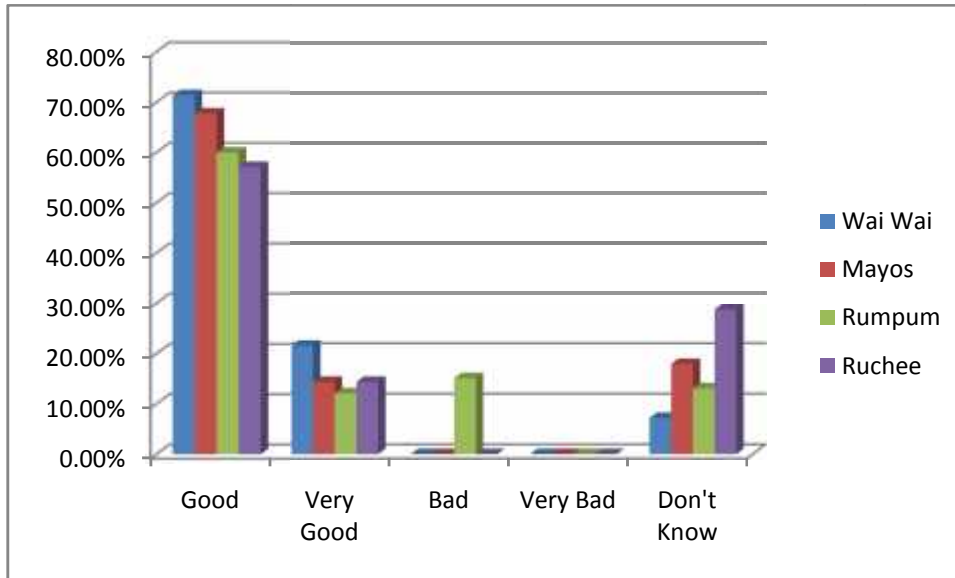
Ruchee:

57.14% consumers said that the quality of Ruchee is good, 14,28% Said very well and 28.58% are unknown about the quality of Ruchee. Here we conclude that most of the consumers liked the quality of Wai Wai, Mayos,and Rumpum very much. Most of the consumers are unknown about the quality of Ruchee. The same data can also

be presented in graphic form as below:

Figure 4.15

Evaluation of Brand of Instant Noodles in the Basis of Quality



4.1.16 Price Preference of the Instant Noodles given by the Consumers

The researcher has studied the price preference of the Instant Noodles given by the consumers. The result of responses has been shown in table 4.16. The interpretation and analysis with inference have been mentioned below table,

Table 4.16 Price Preference of the Instant Noodles given by the Consumers

Option	No. of Respondents	Percentage
Very High	5	3.57%
High	15	10.71%
Moderate	90	64.28%
Low	10	7.14%
Very Low	5	3.57%
Don't Know	15	10.71%
Total	140	100%

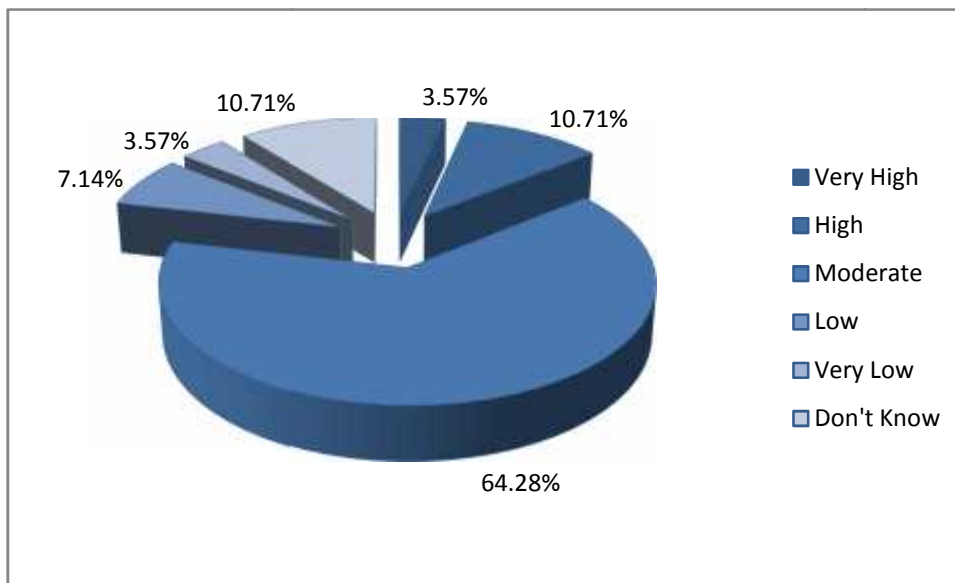
Source: Direct Filed Survey 2012

From the table no. 4.16, it can be analyzed that 3.57% consumers give the price preference of the Instant Noodles very highly, 10.71% consumers give the price preference highly, 64.28% consumers give the price preference moderately, 7.14% consumers give the price preference lowly, 3.57% consumers give the price preference very lowly, 10.71% consumers are not care about the price of instant

noodles. Here we conclude that most of the consumers give the price preference of the Instant Noodles moderately. It means consumers didn't give the price preference while buying the instant noodles. Even some consumers don't care about the price of instant noodles, only least number of consumers is very conscious about the price of the instant noodles. The data from the table no .4.16 can also be presented in the form of chart as under,

Figure 4.16

Price Preference of the Instant Noodles given by the Consumers



4.1.17 Factor Influence to leave the Favorite Brand and Switch to Alternative Brand

The researcher has studied the influencing factor which made the consumer leave his/her favorite brand and switch to alternative brand. The result of responses has been shown in table 4.17. The interpretation and analysis with inference have been mentioned below table,

Table 4.17 Factor Influence to leave the Favorite Brand and Switch to Alternative Brand

Brand	Price Active	%	Adv. Camp.	%	Test New Brand	%	Non Of above	%
Wai Wai	5	3.57	50	35.71	80	57.14	5	3.57
Mayos	10	7.14	45	32.14	70	50	15	10.71
Rum Pum	10	7.14	40	28.57	80	57.14	20	14.28
Ruchee	20	14.28	40	28.57	60	42.85	20	14.28

Source: Direct Filed Survey 2012

Note: Active: Activity, Adv: Advertisement, Camp: Campaign

Wai Wai:

From the table n o .4.17, it can be analyzed that 3.57% consumers changed their favorite brand Wai Wai due to price activity, 35.71% consumers changed their favorite brand Wai Wai due to advertisement campaign by the competitor brand. 57.14% Consumers changed their favorite brand Wai Wai due to desire to test new brand and 3.57% consumers had no reason to change their favorite brand Wai Wai.

Mayos:

From the table n o .4.17, it can be analyzed that 7.14% consumers changed their favorite brand Mayos due to price activity, 32.14% consumers changed their favorite brand Mayos due to advertisement campaign by the competitor brand, 50 %, consumers changed their favorite brand Mayos due to. Desire to test new brand and 10.71% consumers had no reason to change their favorite brand Mayos.

RumPum:

From the table n o .4.17, it can be analyzed that 7.14% consumers changed their favorite brand RumPum due to price activity, 28.57% consumers changed their favorite brand RumPum due to advertisement campaign by the competitor brand, 57.14% consumers changed their favorite brand Rum Pum due to desire

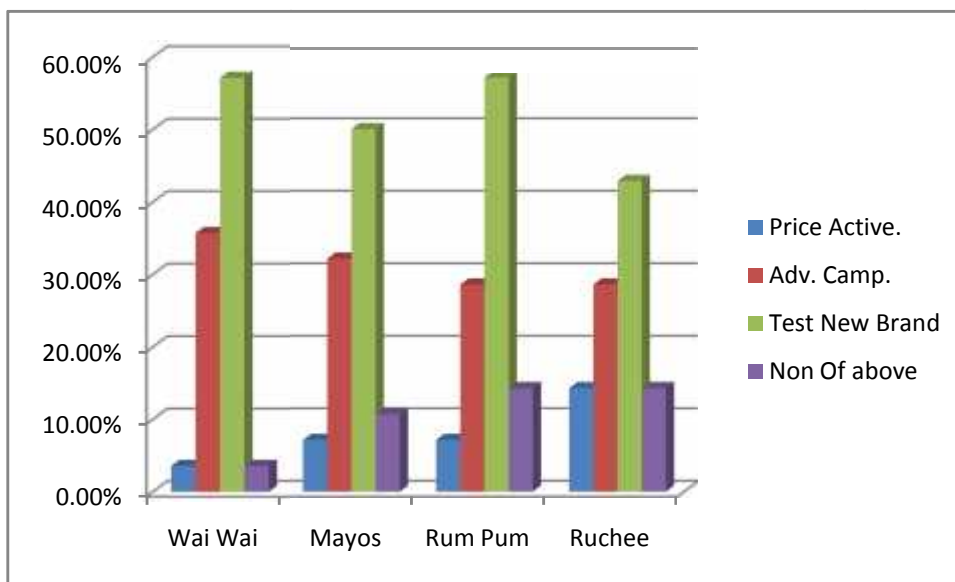
to test new brand and 14.28% consumers had no reason to change their favorite brand RumPum.

Ruchee:

From the table no. 4.17, it can be analyzed that 14.28% consumers changed their favorite brand Ruchee due to price activity, 28.57% consumers changed their favorite brand Ruchee due to advertisement campaign by the competitor brand, 42.85% consumers changed their favorite brand Ruchee due to desire to test new brand and 14.28% consumers had no reason to change their favorites brand Ruchee. Here we conclude that Most of the consumers changed their favorite brand due to desire to test new brand. And secondly consumers changed their favorite brand due to attractive advertisement campaign by the competitor brand. Least number of consumers tinged their brand due to price. The same data can also be presented in graphic form as under:

Figure 4.17

Factor Influence to leave the Favorite Brand and Switch to Alternative Brand



4.1.18 Changing of Favorite Brand Due to Attractive Scheme of Competitor Brand

The researcher has studied. (lie changing of favorite brand due to attractive scheme

of competitor brand. The result of responses has been shown in table 4.18. The interpretation and analysis with inference have been mentioned below table:

Table 4.18 Changing of Favorite Brand Due to Attractive Scheme of Competitor Brand

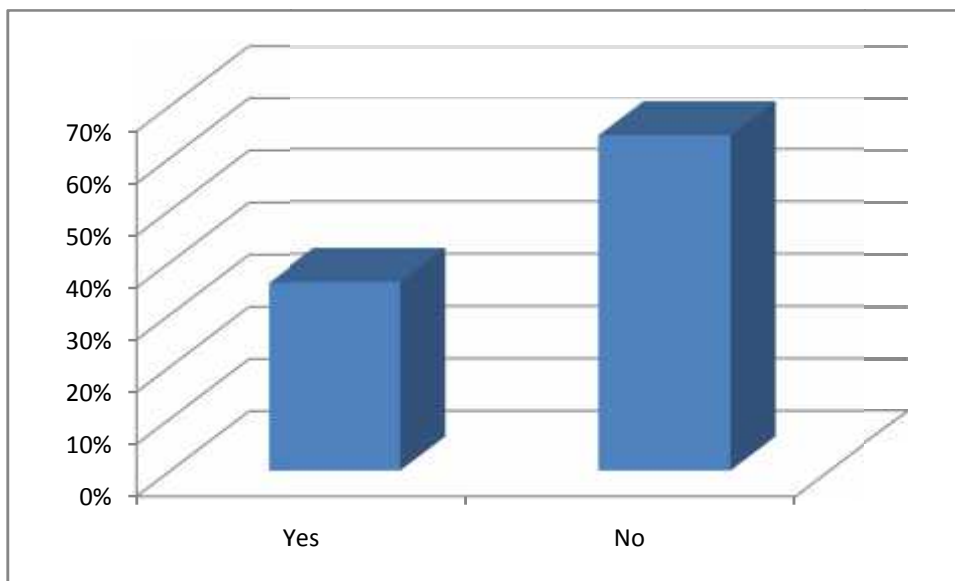
Option	No. of Respondents	Percentage
Yes	50	36
No	90	64
Total	140	100

Source: Direct Filed Survey 2012

From the table no .4.18, it can be analyzed that 36% consumers changed their favorite brand if any competitor brand give them the attractive. Scheme 64% consumers did not change their favorite brand if the competitor brand gives them attractive scheme. Here we conclude that most of the consumers did not want to change their favorite brand. It means any attractive scheme would not affect the consumers to leave their favorite brand. Only least no of consumers changed their favorite brand due to attractive scheme from competitor brand, The same data can also be presented in graphic form as under,

Figure 4.18

Changing of Favorite Brand Due to Attractive Scheme of Competitor Brand



4.1.19 Effective Scheme Which Influence in the Purchase of Instant Noodles

The researcher has studied the scheme influencing in the purchase of Instant Noodles. The result of responses has been shown in table 4.19. The interpretation and analysis with inference have been mentioned below table:

Table 4.19 Effective Scheme Which Influence in the Purchase of Instant Noodles

Option	No. of Respondents	Percentage
Cash Prize Inside	40	28.57%
Chocolate Inside	10	7.14%
Sticker Inside	10	7.14%
Empty packet scheme	60	42.85%
Others	20	14.28%
Total	140	100%

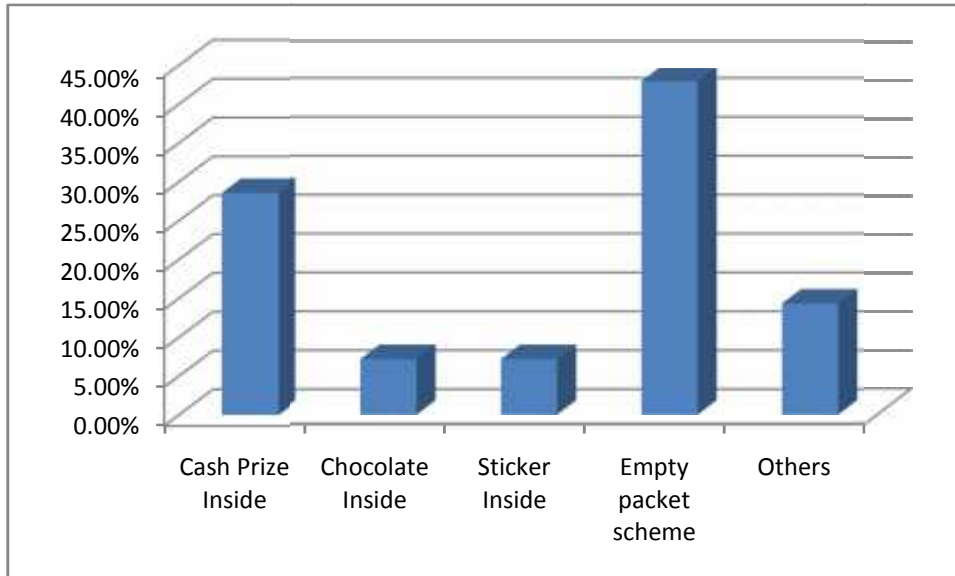
Source: Direct Filed Survey 2012

From the table no 4.19, it can be analyzed that 10% consumers bought the Instant Noodles due to cash prize inside, 36.66% consumers bought due to chocolate inside, 6.67% consumers bought due to Sticker inside, 6.67% consumers bought due to empty packet scheme and 40% of the consumers bought Instant Noodles due to other scheme like motor, TV, Motor Bike, Video game, Computer etc.

Most of the consumers bought Instant Noodles due to other scheme like motor, TV, Motor Bike, Video game, Computer etc. Then after due to chocolate inside, cash prize inside, sticker inside and empty packet scheme. The same data from the table no .4.19 can also be presented in the form of graph as below,

Figure 4.19

Effective Scheme Which Influence in the Purchase of Instant Noodles



4.1.20 Judgment, Ability of the Consumer in the Purchase of Instant Noodles

The researcher has studied the judgment of the consumer in the buying of Instant Noodles. The result of responses has been shown in table 4.20. The interpretation and analysis with inference have been mentioned below table:

Table 4.20 Judgment, Ability of the Consumer in the Purchase of Instant Noodles

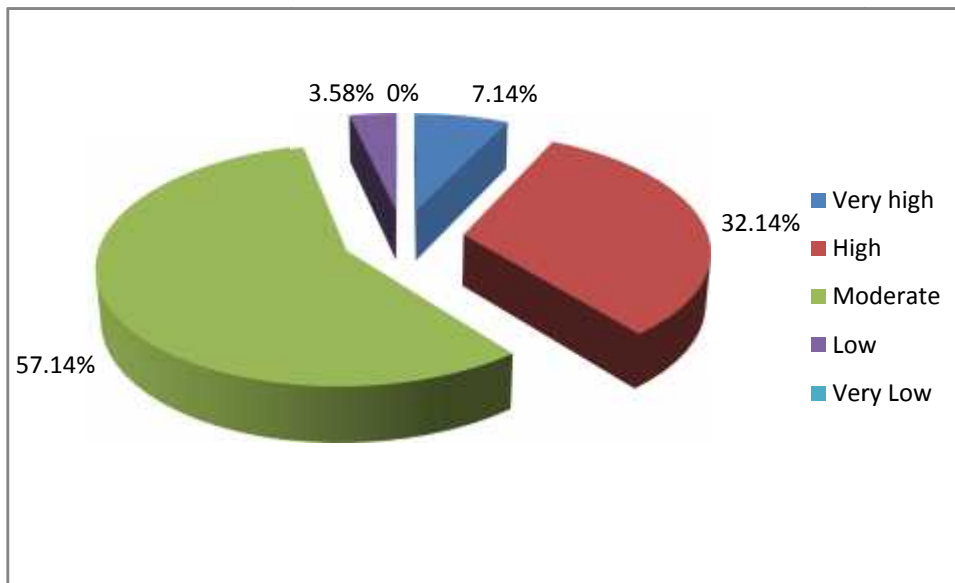
Option	No. of Respondents	Percentage
Very high	10	7.14%
High	45	32.14%
Moderate	80	57.14%
Low	5	3.58%
Very Low	0	0%
Total	140	100%

Source: Direct Filed Survey 2012

From the table no. 4.20, it can be analyzed that 7.14% consumers have very high judgment ability, 32.14% have high judgment ability, 57.14% have moderate judgment ability, and 3.58% have low judgment ability.

Here we conclude that consumers have neither high nor low judgment ability. It means most of the consumers have middle judgment ability. Then after high and low judgment ability. The same data can also be presented in chart form as under:

Figure 4.20
Judgment, Ability of the Consumer in the Purchase of Instant Noodles



4.2 Retail Level Survey

Retail's Profile: In this chapter 25 retailer are taken.

4.2.1 Availability of Different Brand of Instant Noodles

The researcher has studied the availability of different brand of Instant Noodles in the market. The result of responses has been shown in table 4.21. The interpretation and analysis with inference have been mentioned below table,

Table 4.21 Availability of Different Brand of Instant Noodles

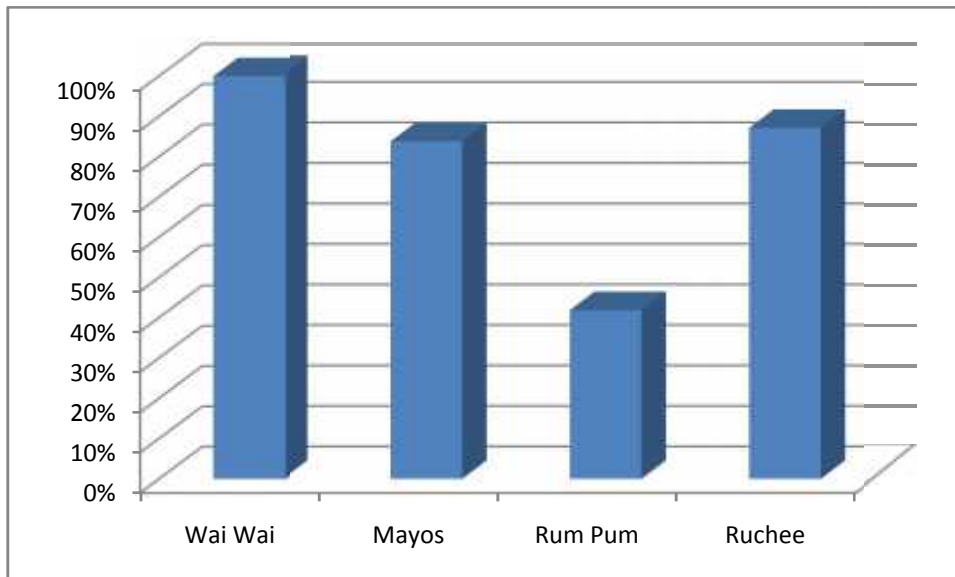
Brand	No. of Retailers	Percentage
Wai Wai	60	100%
Mayos	50	83.33%
Rum Pum	25	41.66%
Ruchee	52	86.66%

Source: Direct Filed Survey 2012

From the table no.4.21, it can be analyzed that Wai Wai is available in 100% shop, Mayos is available in 83.33% shop, Rum Pum in 41.66% and Ruchee in 86.66%. Here we conclude that the availability of Wai Wai is very good. In all shop Wai Wai can get easily. After that Ruchee, Mayos and Rumpum. The same data from the table no .4.21 can also be presented in graphic form as under

Figure 4.21

Availability of Different Brand of Instant Noodles



4.2.2 Brand Wise Sales of Instant Noodles

The researcher has studied the brand wise sales of Instant Noodles. The result of responses has been shown in table 4.22. The interpretation and analysis with inference have been mentioned below table:

Table 4.22 Brand Wise Sales of Instant Noodles

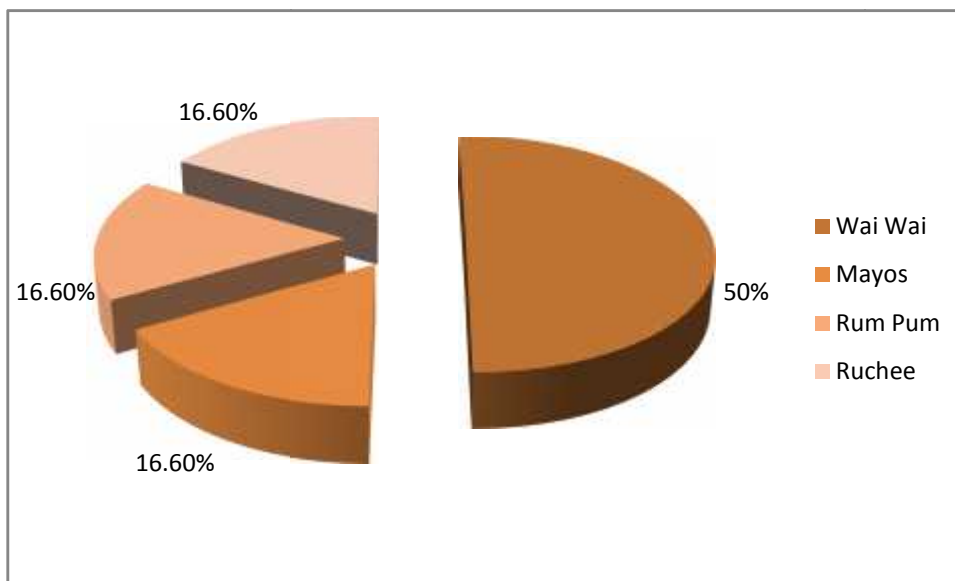
Brand	No. of Retailers	Percentage
Wai Wai	30	50%
Mayos	10	16.6%
Rum Pum	10	16.6%
Ruchee	10	16.6%
Total	60	100%

Source: Direct Filed Survey 2012

From the table no.4.22, it can be analyzed that 50% retailers sales the brand Wai Wai more, 16.6% retailers sales the brand Mayos more, 16.6% retailers sales the brand Rum Pum more. 16.6% retailers sales the brand Ruchee, of the retailer's sales the brand Wai Wai more. Then after Mayos, Rum Pum and Ruchee. The same data can also be presented in chart form as under:

Figure 4.22

Brand Wise Sales of Instant Noodles



4.2.3 Age Group of Consumers who buy the Instant Noodles in Retail

The researcher has studied the age group of consumer who buy the Instant Noodles in retail. The result of responses has been shown in table 4.23. The interpretation and analysis with inference have been mentioned below table,

Table 4.23 Age Group of Consumers who buy the Instant Noodles

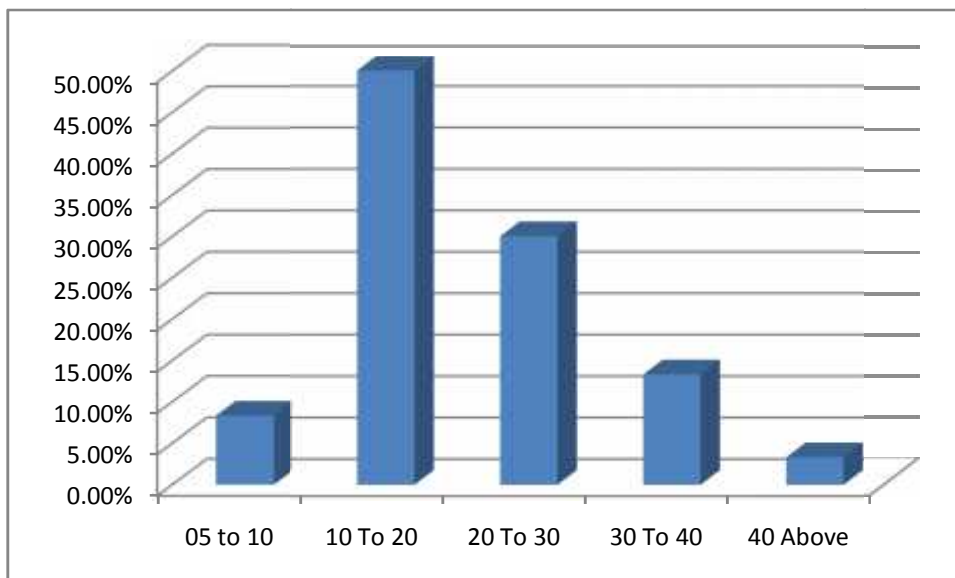
Age group	No. of Retailer	Percentage
05 To 10	5	8.33%
10 To 20	30	50%
20 To 30	18	30%
30 To 40	8	13.33%
40 Above	2	3.33%
Total	60	100%

Source: Direct Filed Survey 2012

From the table no .4.23, it can be analyzed that the buyers of Instant Noodles in retails, 8.33% of the consumers are in the age of between 5-10, 50% in the age of between 10-20, 30% in the age of between 20-30, 13.33% in the age of between 30-40 and 3.33% are in the age of above 40. Here we conclude that most of the consumers who buy the Instant Noodles fall in the age 10-20. Second large group of consumers who buy the Instant Noodles fail in the age 20-30. So it shows that Instant Noodles are popular among children, teenager and young people. The data from the table no .4.29 can also be presented in graphic form as under,

Figure 4.23

Age Group of Consumers who buy the Instant Noodles



4.2.4 Effect of Advertisement in the Sales of Instant Noodles

The researcher has studied the effect of advertisement in the sales of Instant Noodles. The result of responses has been shown in table 4.24. The interpretation and analysis with inference have been mentioned below table:

Table 4.24 Effect of Advertisement in the Sales of Instant Noodles

Option	No. of Retailers	Percentage
Yes	40	66.66%
No	20	33.34%
Total	60	100%

Source: Direct Filed Survey 2012

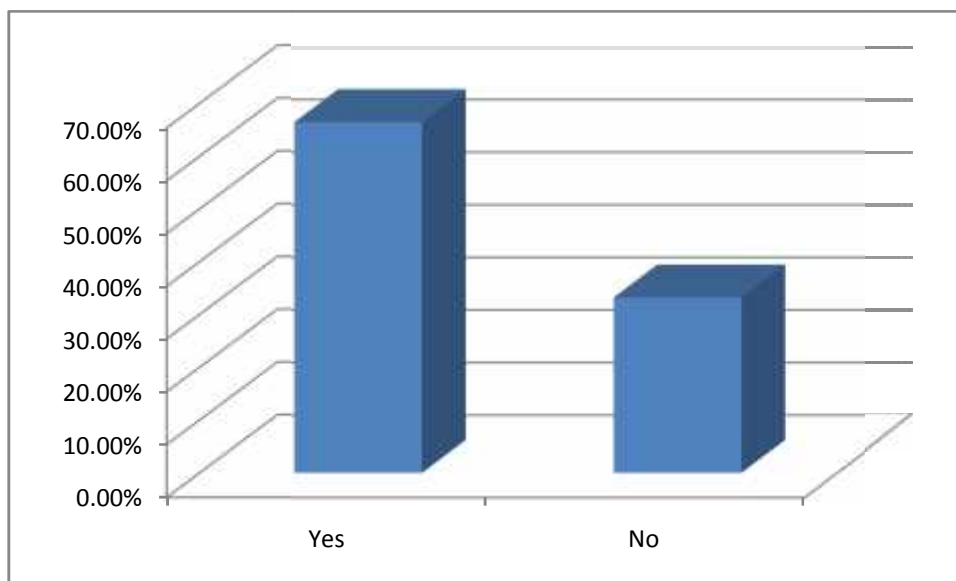
From the table no. 4.24, 66.66% retailers said that advertisement affects the sales of Instant Noodles and only 33.34% retailers do not agree with this.

From the Above analysis, it can be inferred that most of the retailers think that advertisement affects the sales of instant noodles. Only the least number of retailers think that advertisement does not affect the sales of Instant Noodles.

The same data can also be presented in graphic form as under.

Figure 4.24

Effect of Advertisement in the Sales of Instant Noodles



4.2.5 Highly Affected Brand by the Advertisement

The researcher has studied the highly affected brand by the advertisement. The result of responses has been shown in table 4.25. The interpretation and analysis with inference have been mentioned below table:

Table 4.25 Highly Affected Brand by the Advertisement

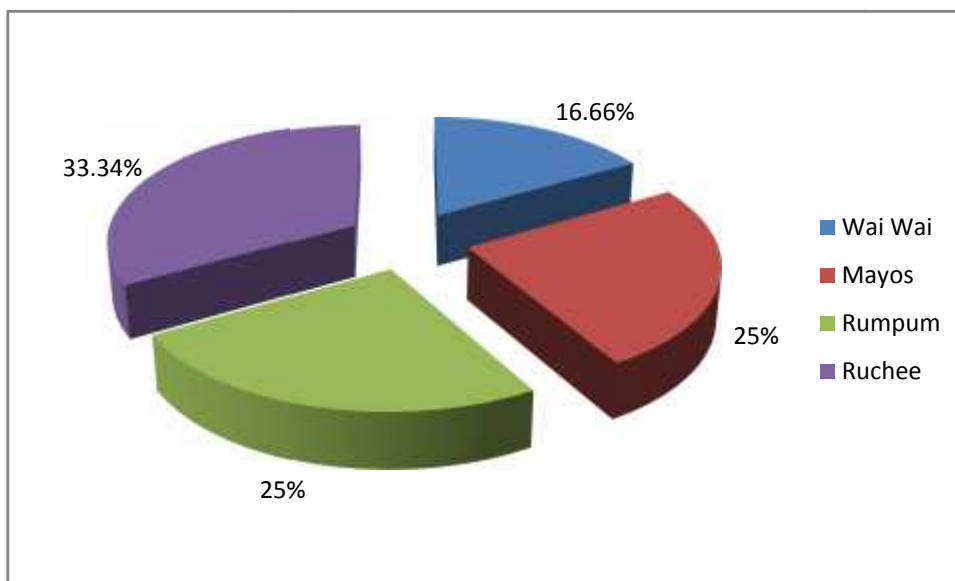
Brand	No. of Retailers	Percentage
Wai Wai	10	16.66%
Mayos	15	25%
Rumpum	15	25%
Ruchee	20	33.34%
total	60	100%

Source: Direct Filed Survey 2012

From the table no. 4.25, it can be analyzed that 16.66% of the retailers think that the sales of Wai Wai is affected by the advertisement, 25% of the retailers think that the sales of Mayos is affected by the advertisement, 25% of Rum Pum, 33.34% of Ruchee. Here we conclude that most of the retailers think that the sales of Ruchee is highly affected by the advertisement. Second Rum Pum is affected by the advertisement. The same data can also be presented in chart form as under,

Figure 4.25

Highly Affected Brand by the Advertisement



4.2.6 Quality wise Classification of Different Brand of Instant Noodles

The researcher has studied the quality wise classification of different brand of Instant Noodles. The result of responses has been shown in table 4.26. The interpretation and analysis with inference have been mentioned below table;

Table 4.26 Quality wise Classification of Different Brand of Instant Noodles

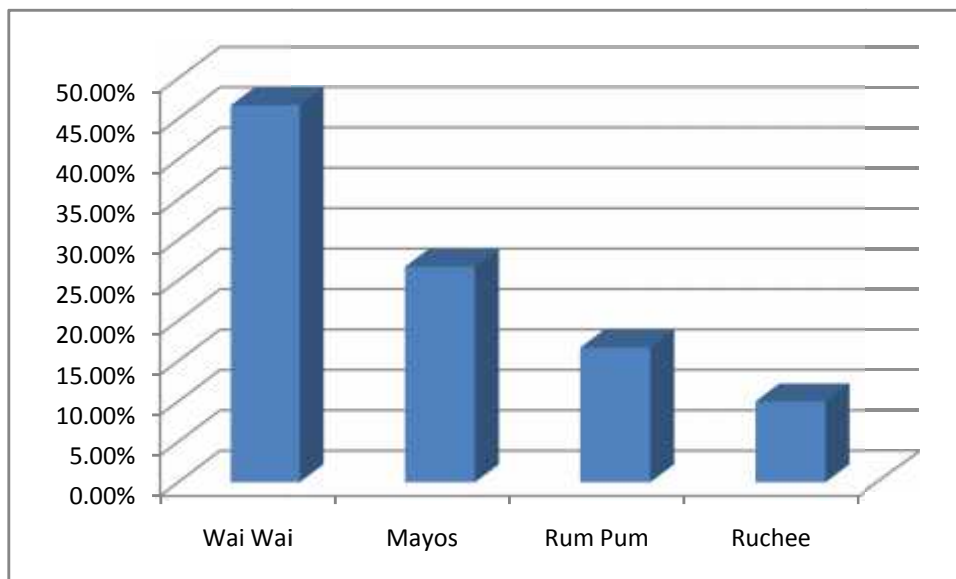
Brand	No. of Retailers	Percentage
Wai Wai	28	46.66%
Mayos	16	26.66%
Rum Pum	10	16.66%
Ruchee	06	10%
Total	60	100%

Source: Direct Filed Survey 2012

From the table no.4.26, it can be analyzed that 46.66% retailers said that the quality of Wai Wai is good, 26.66% retailers said that the quality of Mayos is good, 16.66% said that quality of Rum Pum is good, 10% retailers said that the quality of Ruchee is good. Here we conclude that most of the retailers said that the quality of the Wai Wai is better than other brand. The quality of Mayos and Rum Pum also accepted as a good quality from the retailers. The same data from the table no .4.26 can also be presented in graphic form as under,

Figure 4.26

Quality wise Classification of Different Brand of Instant Noodles



4.2.7 Reason of Selling Instant Noodles by the Retailers

The researcher has studied the reason of selling Instant Noodles by the retailers. The result of responses has been shown in table 4.27. The interpretation and analysis with inference have been mentioned below table,

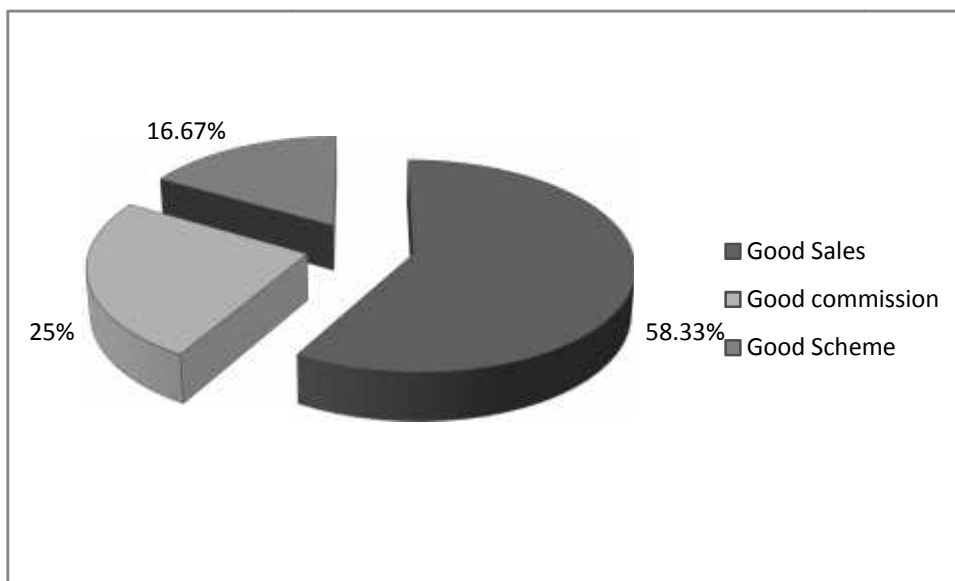
Table 4.27 Reason of Selling Instant Noodles by the Retailers

Reason	No. of Retailers	Percentage
Good Sales	35	58.33%
Good commission	15	25%
Good Scheme	10	16.67%
Total	60	100%

Source: Direct Filed Survey 2012

From the table no .4.27, it can be analyzed that 58.33% of the retailers' sales the Instant Noodles due to good sales, 25% sales the Instant Noodles due to good commission and 12% retailers' sales the Instant Noodles due to good scheme. Here we conclude that most of the retailer's sales the Instant Noodles due to good sales. Retailers give the second preference to the good commission. And give third preference to the good scheme, the data from the table no .4.33, can also be presented in the form of chart as below,

Figure 4.27 Reason of Selling Instant Noodles by the Retailers



4.2.8 Classification of Brand of Instant Noodles in the basis of Commission

The researcher has studied the classification of Instant Noodles in the basis of commission. The result of responses has been shown in table 4.28. The interpretation and analysis with inference have been mentioned below table;

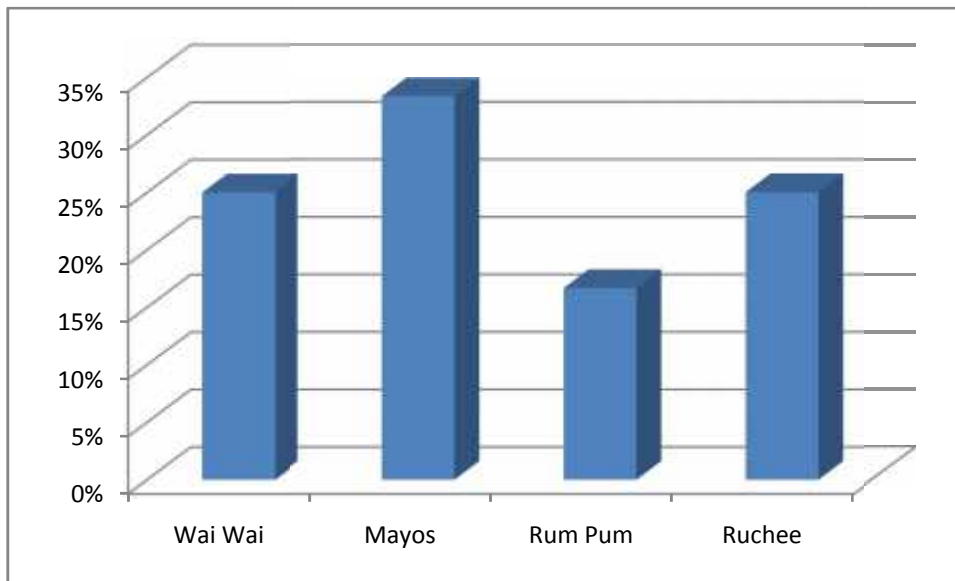
Table 4.28 Classification of Brand of Instant Noodles in the basis of Commission

Brand	No. of Retailers	Percentage
Wai Wai	15	25%
Mayos	20	33.34%
Rum Pum	10	16.67%
Ruchee	15	25%
total	60	100%

Source: Direct Filed Survey 2012

From the table no 4.28, it can be analyzed that 25% of the retailers getting good commission in the brand Wai Wai, 33.34% retailers are getting good commission from Mayos, 16.67% retailers are getting good commission from the brand Rum Pum, 25% retailers are getting good commission from the brand Ruchee. Here we conclude that most of the retailers are getting good commission in the instant noodles Mayos. Secondly, retailers are getting good commission in the instant needles Ruchee. The same data can also be presented in graphic form as below,

Figure 4.28 Classification of Brand of Instant Noodles in the basis of Commission



4.2.9 Reason of the Good Sales of Instant Noodles

The researcher has studied the reason of the good sales of Instant Noodles. The result of responses has been shown in table 4.29. The interpretation and analysis with inference have been mentioned below table,

Table 4.29 Reason of the Good Sales of Instant Noodles

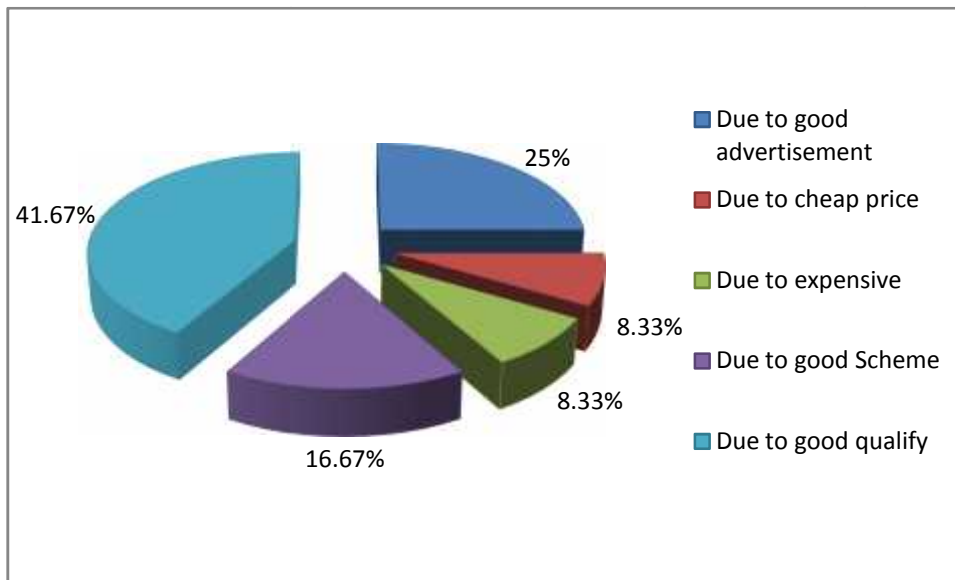
Reason	No. of Retailers	Percentage
Due to good advertisement	15	25%
Due to cheap price	5	8.33%
Due to expensive	5	8.33
Due to good Scheme	10	16.67%
Due to good qualify	25	41.67%
Total	60	100%

Source: Direct Filed Survey 2012

From the table no .4.29, it can analyzed that 41.67% of the retailers think that the good sales of the Instant Noodles is due to good advertisement, 8.33% of the retailers think that the good sales of the Instant Noodles is due to cheap price, 8.33% of the retailers think that the good sales of the Instant Noodles is due to expensive,

16.67% of the retailers think that the good sales of the Instant Noodles is due to good scheme and 25% of the retailers think that the good sales of the Instant Noodles is due to quality. Here we conclude that most of the retailers think that the good sales of Instant Noodles is due to good quality. It means quality play the vital role in the sales of instant noodles. Then after advertisement also make good sales of the instant noodle. The same data can also be presented in chart form as under;

Figure 4.29 Reasons of the Good Sales of Instant Noodles



4.2.10 Acceptation of the consumers in the Substitution of their Favorite Brand by the Retailers

The researcher has studied the acceptance of the consumers in the substitution of their favorite brand by the retailers. The result of responses has been shown in table 4. 30. The interpretation and analysis with inference have been mentioned below table,

Table 4.30 Acceptation of the consumers in the Substitution of their Favorite

Brand by the Retailers

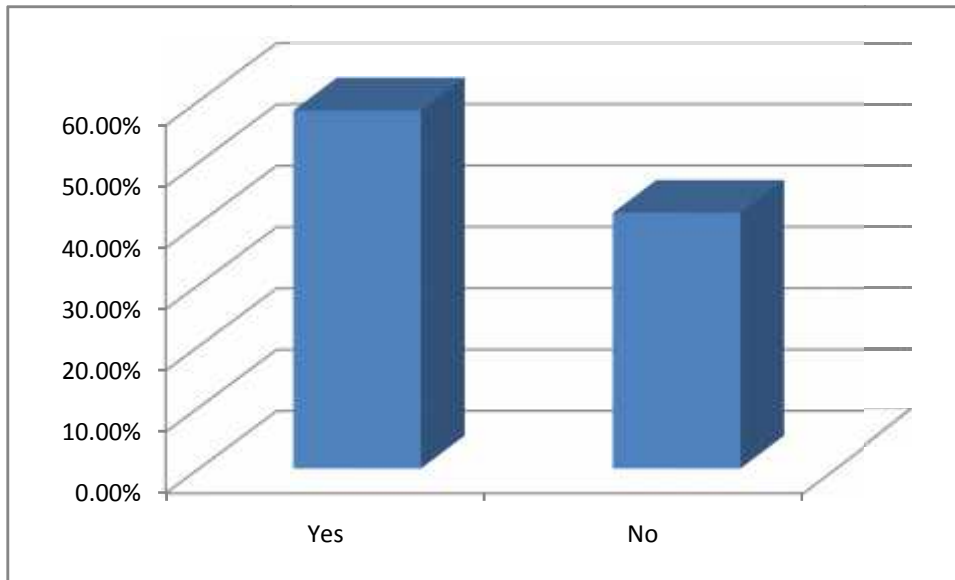
Option	No of Retailers	Percentage
Yes	35	58.34%
No	25	41.66%
Total	60	100%

Source: Direct Filed Survey 2012

From the table no .4.30, it can be analyzed that 58.34% of the retailers said that the consumers take the alternative or substitution brand if there is not available their favorite brand and only 41.66% wait for their favorite brand. Here we conclude that most of the retailers said that the consumers take the alternative or substitution brand if their favorite brand is not available. Only few retailers said that the consumers wait for their favorite brand. The same data from the table no .4.36 can also be presented in graphic form as under,

Figure 4.30 Acceptation of the consumers in the Substitution of their Favorite

Brand by the Retailers



4.2.11 Classification of the brand in the basis of Good Marketing Strategy

The researcher has studied the classification of the brand in the basis of good marketing strategy. The result of responses has been shown in table 4.31. The interpretation and analysis with inference have been mentioned below table,

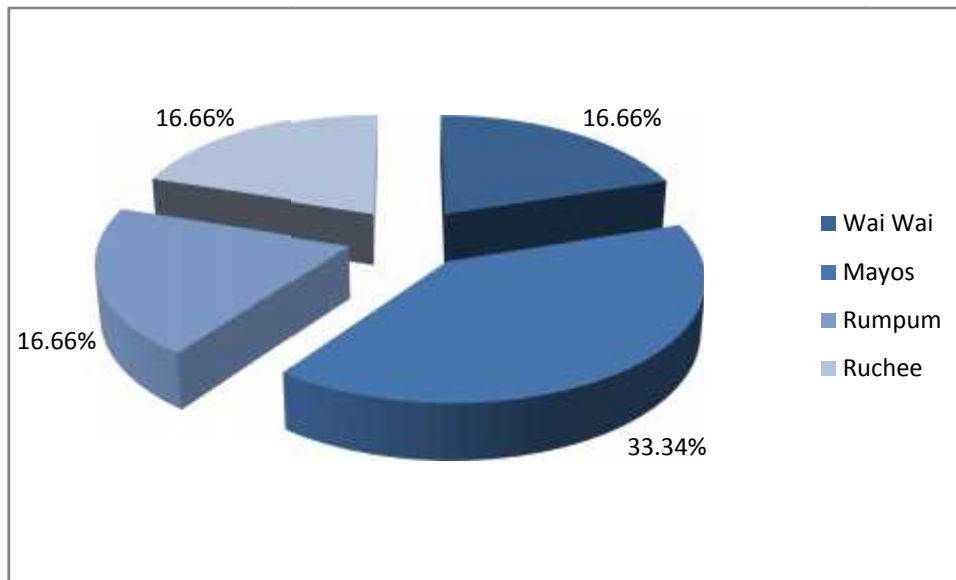
Table 4.31 Classification of the brand in the basis of Good Marketing Strategy

Brand	No. of Retailers	Percentage
Wai Wai	10	16.66%
Mayos	20	33.34%
Rum Pum	10	16.66%
Ruchee	10	16.66%
Total	60	100%

Source: Direct Filed Survey 2012

From the table no .4.31, it can be analyzed that 16.66% retailers liked the marketing strategy of Wai Wai, 33.34% retailers liked the marketing strategy of Mayos, 16.67% retailers liked the marketing strategy of Rum Pum and 16.67% retailers liked the marketing strategy of Ruchee. Here we conclude that most of the retailers liked the marketing strategy of the Mayos. It means the marketing strategy of the Mayos is better than other Instant Noodles. Secondly, Wai Wai has also good marketing strategy as well as Rum Pum and Ruchee. The data from above table 4.31 can also be presented in chart form as under,

Figure 4.31 Classification of the brand in the basis of Good Marketing Strategy



4.3 Major Finding of the Study

1. The consumers of the Instant Noodles are 71.43% male and 28.57% female. It indicated that most of the consumers of the Instant Noodles are male. Only half part of the male are the female consumers of instant noodles.
2. 60.72% consumers having age group between 20-35 of the Instant Noodles. It indicated that the large numbers of consumers of Instant Noodles are teenager. Second and third the age group of 5-20 and 35 above.
3. 71.43% of the consumers of Instant Noodles include in the survey are students, 17.86% are Service holders' 10.71% are Business persons, It indicates that most of the consumers of the Instant Noodles are students and Followed by the service man.
4. 5% consumers like to have Instant Noodles as a dinner, 19.20% consumers like to have Instant Noodles as lunch, and 12.25% consumers like to have breakfast. 65.55% consumers like to have Instant Noodles any time. It indicated that huge number of consumers used to take Instant Noodles any time.
5. About 64.28% of the consumers consumed Instant Noodles at home, 7.15% consumers consumed at restaurant and 28.57% consumers consumed Instant Noodles at school. It indicated large number of consumers use to take noodles at home. Second most of the consumers use to take noodles at school.
6. 53.57% consumers eat Instant Noodles due to directly easy to cook and 35% consumers can eat without cook. It indicated that most of the consumers are attracted toward Instant Noodles due to easy to cook as well as can eat without cook.
7. About 53.57% consumers prefer Wai Wai, 28.57% prefer Mayos, 7.15% prefer Rumpum, 10.71% prefer Ruchee. It indicates that more consumers prefer to have Wai Wai. Mayos and Rumpum also accepted by consumer in the market.
8. 42.80% effective media of Instant Noodles is NTV, 14.28% is Radio Nepal, 7.14% effective media of Instant Noodles are FM. It cleared that the most popular and effective media for Instant Noodles is TV. Newspaper and FM is the second popular and effective advertisement media for instant noodles.

9. About 17.85% consumers take always the instant noodles, 25% consumers take often the Instant Noodles, and 57.15% consumers take sometime the instant noodles. It indicated that most of the consumers take Instant Noodles sometimes the instant noodles.
10. About 6.67% consumers are very highly aware in quality, 26.67% are highly, 40% are moderately aware, 6.67% are lowly aware, 3.33% are very lowly aware, 16.66% are unknown about the quality of the instant noodles. Quality like vital role in the sales of Instant Noodles.
11. Most of the consumers told that the quality of Wai Wai is very good. Mayos, Rumpum and Ruchee also have good quality.
12. 3.57% consumers give the price preference of the Instant Noodles very highly, 10.71% consumers give the price preference of the Instant Noodles highly, 64.28% consumers give the price preference moderately, 7.14% consumers give the price preference lowly, and 3.57% consumers are not care about the price of instant noodles. It indicated that Most of the consumers think that price of the Instant Noodles is not so important factor. Most of the consumers told that the price of Ruchee is cheap and the rest of the brands have reasonable.
13. Most of the consumers changed their favorite brand due to desire to test new brand. Secondly changed their favorite brand due to attractive advertisement campaign by the competitor brand. Least number of consumers changed their favorite brand due to price.
14. About 28.57% % consumer bought Instant Noodles due to cash prize inside, 7.14% consumers bought due to chocolate inside, 7.14% bought due to sticker inside , 42.85% bought due to scratch and 14.28% bought due to other scheme like motor bike, TV, cycle etc. It indicated that most of the consumers bought due to attractive and effective scheme for the instant noodles.
15. Wai Wai has good availability ie 100% in the market, Mayos has 83.33%, Rumpum has 41.66%, Ruchee has 86.66%.
16. Calculation in brand wise sales of Instant Noodles about 50% retailers' sales the brand Wai Wai more. 16.6% retailers sales the brand Mayos , Rumpum, and Ruchee, . It indicated that most of the retailers sales the brand Wai Wai.
17. 66.67% retailers said that advertisement affects the sales of Instant Noodles and only 33.34% retailers do not agree with this. It indicated that most of the

retailers think that advertisement affects the sales of the Instant Noodles. So advertisement play key role in the selling of Instant Noodles.

18. About 16.67% of the retailers think that the sales of Wai Wai is affected by the advertisement, 25% of the retailers think that the sales of Mayos affected by the advertisement, 25% of Rumpum.33.34% of Ruchee . It indicated that most of the retailers think that the sales of Ruchee is highly affected by the advertisement. So nobody can reject the advertisement. Every company should be followed it.
19. 46.67% retailers said that the quality of Wai Wai is good, 26.66% retailers said that the quality of Mayos is good,16.66% said quality of Rumpum is good. It indicates that the most of the retailers liked the quality of wai wai is better than other brand.
20. 58.33% of the retailers' sales the Instant Noodles due to good sales, 25% sales the Instant Noodles due to good commission and 16.67% of the retailers' sales the Instant Noodles due to good scheme. It indicated that most of the retailers' sales the Instant Noodles due to good sales.
21. About 58.34% of the retailers said that the consumers take the alternative or substitution brand if there is not available their favorite brand and only 41.66% wait for their favorite brand. It indicated that most of the retailers said that consumers take the alternative or substitution brand if their favorite brand is not available. It means consumers of the Instant Noodles can easily substitute to other brands.
22. 16.67% retailers liked the marketing strategy of Wai Wai, 33.34% retailers liked the marketing strategy of Mayos, 16.66% retailers liked the marketing strategy of Rum Pum and 16.67% retailers liked the marketing strategy of Ruchee. It indicated that most of the retailers liked the marketing strategy of the Mayos. It means the marketing strategy of the Mayos is better than other brand of Instant Noodles.

CHAPTER–V

SUMMARY, CONCLUSION AND RECOMMENDATIONS

5.1 Summary

Consumers are regarded as a king in business. Every organization should care about their consumers. An understanding of consumer behavior can help make better environment for consumer themselves. The success and failure of business of any business firm entirely depends on consumer's reaction to its offering. It is, therefore, essential for marketers or manufacturer of the products and services to understand the consumers buying behavior has become more complex and complicated day by day, it requires continuous efforts of investigation and exploration of consumers. Therefore, this type of investigation and exploration on consumer behaviors are too rear or entirely absents in Nepalese business perspectives. Rejection of consumers need and want is like disable people in business organization.

In such a circumstance, an attempt has been made in this work to study the buying behavior of consumers of Katmandu valley. The objective of the present study is to generate consumer's profile, to obtain consumer's opinion on the quality, taste, and the other relevant aspects, to obtain the sales and market share and to evaluate the marketing system of Instant Noodles in Katmandu valley. The study has been conducted over the consumers, retailers of wai wai noodles in the major city of Katmandu. To serve these objectives, 140 questionnaires were filled up by the consumers, and 60 questionnaires were filled up by the retailers.

The collected data were completely analyzed and inferred on objective wise and the major finding is given.

5.2 Conclusion

On the basis of major findings the study has to the following conclusions.

1. Most of the consumers of Instant Noodles are male. It's about 50% more than female. The Instant Noodles is popular in children and teenagers. About 33.15% of the consumers of Instant Noodles is lies on 5-20 age groups. . Most of the college students about 60.72% take the instant noodles.
2. Most of the consumers about 63.55% like to have Instant Noodles as any time then after like to have as lunch and dinner. The main reason for having Instant Noodles found to be “directly can eat without cook” then after having Instant Noodles due to easy cook, for fun and enough for meal.
3. 53.57% consumers prefer to have Wai Wai. So most of the consumers want to have Wai Wai. Wai Wai is the brand leader in Instant Noodles. After that most of about 28.57% consumers prefer to have Mayos. mayos is the second brand leader in Instant Noodles followed by Ruchee and Rumpum.
4. The effective media for advertisement for all brands of Instant Noodles is TV media. Besides TV other popular as well as effective media are news paper, FM radio, magazine, friends circle, poster hording boards etc.
5. The best advertisement of Instant Noodles is Wai Wai. About 64.28% consumers liked the advertisement of Wai,Wai, followed by Mayos and Rumpum. So Wai Wai have qualitative advertisement.
6. Most of the consumers take Instant Noodles sometime then after consumers take Instant Noodles often and always.
7. There is not so aware in quality of the instant noodles. About 42.85% consumers are moderately aware about the quality of the instant noodles. Most of the consumers are moderately aware about the quality followed by highly, very highly, lowly and very lowly. This study found that most of the consumers liked the quality of Wai Wai followed by Mayos, Rumpum, and Ruchee. Wai Wai has the best quality than other instant noodles. Huge number of consumers accepted that the quality of Wai Wai is good as well as very good.

8. Price factor did not play any role in the purchase of Instant Noodles by the consumers. All the consumers accepted that the price of Instant Noodles is ok. They never care in price while buying the instant noodles. All brands of Instant Noodles have best price. Means the price of Instant Noodles is neither high or low.
9. From this study it is found that most of the consumers changed their favorite brand due to desire of tasting new brand. The world is the changing day by day peoples want new thing in every step of their life. Consumers are also from the same world so they have also changing habit, due to this habit they switched to any new brand easily. Advertisement campaign and attractive packing and prizes also make the consumers to change their favorite brand.
10. Most of the consumers of Instant Noodles are children and teenagers so they liked the scheme of scratch and cash price very much. After this scheme most of the consumers liked the cash prize, and scratch .
11. The availability of the Wai Wai is very high then other brands. It means Wai Wai have good availability in the market followed by Mayos, Rumpum and others. Most of retailers sales Wai Wai because of good sale in the market.
12. According to retailers Wai Wai have the best quality then other brands. Mayos, Rumpum, also good in quality. Retailers sell the Instant Noodles due to good sales. They give the second preference to commission. Most of the retailers are getting good commission in Mayos, Rumpum and Ruchee. Retailers perceive that mayos has best marketing strategy followed by Wai Wai, Rumpum and Ruchee.
13. NTV is the best advertising media for advertisement of Instant Noodles to promote Instant Noodles business is very high.
14. The role of advertisement in switching brand habit is found effective. Most of the consumers like entertaining advertisement than other types of advertisements.

5.3 Recommendations

On the basis of conclusion following recommendations have been made:

1. Consumers feel bore to have same kind of flavor and test of Instant Noodles. Here in the market we have only few flavor so if we introduce other flavor like shrimp, halal, mutton, buff etc they can easily capture the market. In Katmandu valley about 70 % population from Newari samaj so if in this time any companies introduce buff flavor Instant Noodles they can take market in short period of time.
2. To preserve their existing consumers every company should research the market regularly. To make new consumers they should bring different kind of activity like attractive advertisement campaign, attractive scheme, good prizes, quality awareness etc.
3. The company should give attention in packing. Packing should be attractive, comfortable, and compact. In the packing there should be manufacturing date expiring date and price as well. The content of the Instant Noodles should be according to the weight mentioned in the packet.
4. The companies should not use any harmful ingredients like artificial color, flavor etc, which make bad effect in the health of users. Using more monosodium glutamate can harm the health of people so minimum quantity of the monosodium glutamate should be used.
5. Every company should be very careful in quality of the instant noodles. It takes vital role in the sales of instant noodles. The companies should not compromise in the quality. To grab the market, the manufacturer of Instant Noodles should maintain their quality.
6. From the study it is found that TV is the most effective media for advertisement of Instant Noodles then local news also important part of advertisement. So the manufacture of Instant Noodles should be telecast there advertisement in the TV and published in the News paper. This study is emphasis on Wai Wai. Therefore, some recommendation to the Wai Wai Company is as followed:

- a. 8, 10 years ago Wai Wai had monopoly market in the instant noodles. Within this 8, 10 years many companies introduced different types of instant noodles. Wai Wai got fall in their sales and the process of falling in sales is happening today also. So to stop this falling Chaudhary group should improve their management First. Company should bring aggressive marketing strategy like company of Mayos and Rumpum.
- b. Wai Wai have very poor Scheme. Scheme directly affects the sales. So Wai Wai should introduce new attractive scheme as like in Mayos and Rumpum.
- c. Wai Wai have the good quality than other instant noodles. So Wai Wai should maintain their quality in the future also. The test of Wai Wai is very good then other noodles. In test, also they have to maintain.
- d. The advertisement also affects the sales. Wai Wai has very poor advertisement.

So company should increase the advertisement of Wai Wai.

BIBLIOGRAPHY

Books:

- Engel, J.F. & Blackwell, R.D. (1982). *Consumer Behavior*. New York: Holt Sanddress International.
- Howard, John A. and Shet, J.N. (1999). *The Theory of Buying Behavior*. New York Wilky Hall.
- Koirala, K.D (1995). *Marketing Decisions*, Kathmandu: M.K. Publishers and Distributors.
- Kotler, Phillip (1999). *Principle of Marketing*. New Delhi: Prentice Hall of India Pvt. Ltd.
- Kotler, Phillip (2001). *The Millennium Edition*. New Delhi: Prentice Hall of India Pvt. Ltd.
- Nair, S.R. & Nijalingappa, S. (2001). *Consumer Behavior Test And Cases*. New Delhi: Delhi Himalayan Publishing House.
- Nicosia, Francece M. (1996). *Consumer Decision Process*. Englewood Cliffs: Nj Prentice Hall.
- Schiffman, Leon G. and Kanuk, Leslie L. (1993). *Consumer Behavior*. New Delhi: Prentice Hall of India Pvt. Ltd.
- Shrestha, Shyam K. (1992). *Marketing Strategy and Management*. Katmandu: Padma Educaion Traders.
- Stanton, W.J. and Futrell, C. (1988). *Fundamental of Marketing*. New York: McGraw Hill.
- Wayne, D.H. & Deborah, J.M. (1999). *Consumer Behavior*. Chennai: All India Publisher and Distributers Regd.
- Webster, W. & Wind, Y. (1972). *Organization Buying Behavior*. New Delhi: Prentice Hall of India Pvt. Ltd.

Journals, Reports, Articles And Government Publications

- American Marketing Association (AMA) (1995).
- Chaudhary Group, (2067), *Annual Export report of Wai Wai Noodle*, Sanepa,
- Pradhan, Dhana (2059). *Nepal ma Bigyapan Byabasaya*. AAAN
- Smarica. Report on Noodles Ministry of Commerce (1967).

Thesis

Baral, Laxmi Prasad (2005). *Comparative Study on the Communication Effects of Advertising and Brand Preference (A Case Study on Instant Noodles: The Yum Yum and the RARA)*. An Unpublished Master Degree Thesis, Tribhuvan University.

Bhandary, Prakash (2004). *The Impact of Advertising on Consumers' Attitude" (with Specially Reference to Wai Wai Noodle at Lalitpur Sub-Metropolitan City)*. An Unpublished Master Degree Thesis, Tribhuvan University.

Sharma, Sunita (2003) *Impact of Nepal Television Advertising on Audience*. An Unpublished Master Degree Thesis, Tribhuvan University.

Shrestha, Rajendra Krishna (2001). *The Role of Advertising in Brand Choice and Product Positioning (With Special Reference to Soft Drink and Instant Noodles)*. An Unpublished Master Degree Thesis, Tribhuvan University.

Thakur, Binay Kumar (2002). *The Role of Advertising in Brand Loyalty" (With Special Reference to Soft Drink)*. An Unpublished Master Degree Thesis, Tribhuvan University.

Appendix – I

Questionnaire

Date:.....

Survey of Buyer's Instant Noodles

I am Umesh Raj Pandey, student of M.B.S. 2nd year, central department of management T.U. Kirtipur. Now I am doing research on Advertising impact towards Wai Wai noodles in Kathmandu. So please fill these questionnaires. The taken data is only for study purpose.

Name:.....Male..... Female.....

Address:.....

Education:.....

Age:.....

1. Have you taken Instant Noodles?

(A) Yes (B) No

2. How many packets have you taken per week?

(A) 3 Pkt. (B) 5Pkt (c) 7 Pkt (D) More

3. In what way you use to take Instant Noodles?

(A) As a breakfast (B) As a Lunch (C) As a Dinner

(D) Any time

4. In what place you use to take Noodles?

(A) In House (B) In the school or college (C)In the restaurant

5. Why you use to take Noodles?

(A) for Fun (B) Easy to cook (C) Can eat Directly without Cooked (D) Enough for meal

6. Which brand you prefer?

(A) Wai Wai (B) Mayos (C) Rumpum (D) Ruchee

7. Which us your favorite brand?

(A) Wai Wai (B) Mayos (C) Rumpum (D) Ruchee

8. Above mention Instant Noodles which you had said, how did you know about them?

(A) from the advertisement of NTV

(B) From the advertisement of Radio

(C) From the advertisement of FM

(D) From the advertisement of News paper, books and magazine

(E) From friends

(F) From poster

(G) From hoarding board

(H) All above

9. Which brand's advertisement you like ?

(A) Wai Wai (B) Mayos (C) Rumpum (D) Ruchee

10. Habitually how much you used take Instant Noodle?

(A) Always (B) Often (C) Sometime

11. What makes you to take your brand?

(A) from the advertisement of TV

(B) From the advertisement of Radio

(C) From the advertisement of FM

(D) From the advertisement of News paper, books and magazine

(E) From friends

(F) From poster

(G) From hoarding board

(H) All above

12. In the purchase of Instant Noodles Did You Aware in Quality?

(A) Very High (B) High (C) Moderate (D) Low

(E) Very low (F) Don't know

13. IN the basis of quality how you evaluate the Instant Noodles?

	Good	Very good	Bad	very Bad	Don't Know
(A) Wai Wai	<input type="checkbox"/>	<input type="checkbox"/>	<input type="checkbox"/>	<input type="checkbox"/>	<input type="checkbox"/>
(B) Mayos	<input type="checkbox"/>	<input type="checkbox"/>	<input type="checkbox"/>	<input type="checkbox"/>	<input type="checkbox"/>
(C) Rumpum	<input type="checkbox"/>	<input type="checkbox"/>	<input type="checkbox"/>	<input type="checkbox"/>	<input type="checkbox"/>
(D) Ruchee	<input type="checkbox"/>	<input type="checkbox"/>	<input type="checkbox"/>	<input type="checkbox"/>	<input type="checkbox"/>
(E) Others	<input type="checkbox"/>	<input type="checkbox"/>	<input type="checkbox"/>	<input type="checkbox"/>	<input type="checkbox"/>

14. Did you give price preference while purchasing Instant Noodles?

(A) Very High (B) High (C) Moderate (D) Low

(E) Very low (F) Don't know

15. Which one of the following make you leave your favourite brand and switch alternative?

(A) Wai Wai: (a) Price activity (b) Advertisement camping

(c) A desire to test new brand (d) Non of the above

(B) Mayos: (a) Price activity (b) Advertisement camping

(c) A desire to test new brand (d) Non of the above

(C) Rumpum: (a) Price activity (b) Advertisement camping

(c) A desire to test new brand (d) Non of the above

- (D) Ruchee: (a) Price activity (b) Advertisement camping
(c) A desire to test new brand (d) Non of the above
- (E) Others: (a) Price activity (b) Advertisement camping
(c) A desire to test new brand (d) Non of the above

16. If any other brand gives you the alternative scheme do you change your brand?

- (A) Yes (B) No

17. Did You type of scheme make you buy the brand?

- (A) Cash prize (B) Chocolate inside (C) Sticker Inside
(D) Scratch and win (E) Others

18. Who will take the decision to buy the Instant Noodle in your family?

- (A) Father (B) Mother (C) Yourself (D) Any other member

19. How much confidence do you have in your ability to judge brand?

- (A) Very High (B) High (C) Moderate (d) Low
(E) Very Low

Appendix II

Questionnaire

Date:.....

For Retailer

I am Umesh Raj Pandey, student of M.B.S. 2nd year, central department of management T.U. Kirtipur. Now I am doing research on Advertising impact towards Wai Wai noodles in Kathmandu. So please fill these questionnaires. The taken data is only for study purpose.

Name:.....Male..... Female.....

Address:.....

Education:.....

Age:.....

1. What are the brand of instant Noodles do you have in your shope?
(A) Wai Wai (B) Mayos (C) Rumpum (D) Ruchee
2. Which brand you sell more?
(A) Wai Wai (B) Mayos (C) Rumpum (D) Ruchee
3. What age of the people comes to your shop too buy instant noodle?
(A) 5-10 (B) 10-20 (C) 20-30 (D) 40-more
4. Generally which brand and how many packets do you sale per day?
(A) Wai Wai (B) Mayos (C) Rumpum (D) Ruchee
5. Did advertisement make you to sale particular brand?
(A) Yes (B) No
6. If yes from the question number 5, which brand made you that?
(A) Wai Wai (B) Mayos (C) Rumpum (D) Ruchee
7. In your opinion which brand is good in quality?
(A) Wai Wai (B) Mayos (C) Rumpum (D) Ruchee
8. Why you are selling the instant Noodles?

(A) Good sale (B) Mayos (C) Good Scheme

9. In which brand you are getting good commission ?

(A) Wai Wai (B) Mayos (C) Rumpum (D) Ruchee

10. In your thinking why the brand what you are selling more have good sale?

(A) Due to good advertisement (B) Due to cheap price (C) Due to expensive (D) Due to good quality (F) Others

11. If you substitute the brand against consumer's want would they accept

(A) Yes (B) No

12. Which brand has good marketing strategy?

(A) Wai Wai (B) Mayos (C) Rumpum (D) Ruchee

13. In which brand you give stress for selling

(A) Wai Wai (B) Mayos (C) Rumpum (D) Ruchee

And why ?

.....
.....