

**A Comparative Study of Credit Management of Bank of Kathmandu  
and Nepal Investment Bank Limited**

Submitted By:

**Bijan Kumar Bajracharya**

Tribhuvan Multiple Campus, Tansen, Palpa.

Tribhuvan Multiple Campus

T.U. Regd. No: 46111-95

Submitted to:

Office of the Dean

Faculty of Management

Tribhuvan University

In the partial fulfillment of the requirements for the degree of

Master's in Business Studies (M.B.S)

Tansen, Palpa.

## RECOMMENDATION

This is to certify that **Mr. Bijan Kumar Bajracharya** has prepared the thesis entitled **A Comparative Study of Credit Management of Bank of Kathmandu and Nepal Investment Bank Limited** under my supervision and guidance. It embodies his original and independent work. I m satisfied with the work in terms of its research methodology, presentation and description of data.

This thesis has been prepared in the format prescribed by the faculty of Management, Tribhuvan University, for the partial fulfillment of the degree of Master of Business Studies (MBS).

It is forwarded for examination. I recommend this thesis for approval and acceptance.

Date : ...../...../.....

.....  
Rajeshwor Prasad Udaya  
Thesis Supervisor, Lecturer,  
Tribhuvan Multiple Campus

# **APPROVAL**

**This is to certify that the Thesis**

**Submitted by:**

**Bijan Kumar Bajracharya**

**Entitled:**

**A Comparative Study of Credit Management of Bank of Kathmandu and  
Nepal Investment Bank Limited**

Has been prepared on approved by this department in the prescribed format of the faculty of Management. This thesis is forwarded for examination.

.....  
.....  
Rajeshwor Prasad Udaya  
Sharma  
Thesis Supervisor

.....  
.....  
Head of the Research  
Department

.....  
.....  
Keshav Raj  
Campus Chief

# VIVA-VOCE SHEET

We have conducted the viva-voce examination of the thesis presented

*By:*

**Bijan Kumar Bajracharya**

*Entitled:*

**A Comparative Study of Credit Management of Bank of Kathmandu and  
Nepal Investment Bank Limited**

And the found the thesis to be original work of the student and written according to the prescribed format. We recommend this thesis to be accepted as partial fulfillment of the requirement for the Degree of **Master of Business Studies (MBS)**.

**Viva – Voce Committee:**

Head of the Research Department .....

Member (Thesis Supervisor) .....

Member (External Expert) .....

Date:...../...../.....

Date: .....

## **DECLARATION**

I hereby declare that the work reported in this entitled "A COMPARATIVE STUDY OF CREDIT MANAGEMENT OF BANK OF KATHMANDU AND NEPAL INVESTMENT BANK LIMITED" submitted to Tribhuvan Multiple Campus, Tansen, Palpa, Faculty of Management, Tribhuvan University, is my original work done in the form of partial fulfillment of the requirement for the Master of Business Studies (M.B.S.) under the supervision of Mr. Rajeshwor Prasad Udaya, Lecturer of Tribhuvan Multiple Campus, Tansen, Palpa.

.....  
Bijan Bajracharya  
Tribhuvan Multiple Campus  
T.U. Regd. No: 46111-95

## ACKNOWLEDGEMENT

First of all, I would like to thank Tribhuvan University, Faculty of Management and Tribhuvan Multiple Campus, Tansen, Palpa for providing me an opportunity to prepare the thesis. This thesis entitled "A COMPARATIVE STUDY OF CREDIT MANAGEMENT OF BANK OF KATHMANDU AND NEPAL INVESTMENT BANK LIMITED" has been prepared for partial fulfillment of the requirement of the degree of **Master in Business Studies (M.B.S)**

I would like to express my bottomless gratitude to my thesis supervisor **Mr. Rajeshwor Prasad Udaya, Lecturer**, Tribhuvan Multiple Campus for his regular encouragement with constructive suggestion, techniques and procedure of research and valuable guidance, supervision and suggestions in every steps that catered me the necessary energy and confidence to make this thesis possible.

I wish to express my sincere gratitude to **Campus Chief Mr. Keshav Raj Sharma, Head of Research Department, Mr. Santosh Lal Shrestha, Lecturer, Dr. Puran Prasad Shrestha, Lecturer** and all my respected Lecturers for their valuable advice, suggestion, motivation and co-operation to carry out this thesis work.

I also heartily thanks to all the library members who help me by providing required books and thesis for preparing my thesis. I would also like to thanks all the administrative staff of Tribhuvan Multiple Campus, Tansen, Palpa.

I am very much thankful to the Managers and Personnel's of "Bank of Kathmandu Ltd. and Nepal Investment Bank Ltd." for their co-operation in providing the required information, while conducting the research work.

I would like to offer my profound gratitude to all my family members, my elder sister Rabita Bajracharya, brother in law Mr. Binaya Raj Bajracharya for their continuous support and help to complete this study

Finally, I would thankful to my friends Mr. Binod Shakya, Mr. Ramu Aryal and Mr. Bhawani Gyawali for their valuable co-operation and my friend Mr. Binayak Maharjan for his timely support in computer typing and formatting. I would like to thank all of the friends and individuals who help me to prepare this thesis.

**Bijan Kumar Bajracharya**  
Tribhuvan Multiple Campus  
T.U. Regd. No: 46111-95

# TABLE OF CONTENTS

<b>Contents</b>	<b>Page No.</b>
RECOMMENDATION	I
APPROVAL SHEET	II
VIVA VOCE SHEET	III
DECLARATION	IV
ACKNOWLEDGEMENT	V
TABLE OF CONTENT	VII
LIST OF TABLE	VIII
LIST OF FIGURE	IX
LIST OF ABBREVIATION	X
<b>CHAPTER - I: INTRODUCTION</b>	<b>1 - 12</b>
1.1 Background of the Study	1
1.2 Introduction of Bank of Kathmandu and Nepal Investment Bank Ltd.	4
1.3 Focus of the Study	8
1.4 Statement of the problem	9
1.5 Objective of the Study	10
1.6 Significance of the Study	10
1.7 Limitation of the Study	11
1.8 Organization of the Study	12
<b>CHAPTER- II: LITERATURE REVIEW</b>	<b>13 - 50</b>
2.1 Conceptual Review	13
2.1.1 Concept of Commercial Bank	14
2.1.2 Functions of Commercial Banks	17
2.1.3 Concept of Credit	18
2.1.4 Types of Credit	19
2.1.5 Objectives of the Sound Credit Policy	23

2.1.6 Lending Criteria	23
2.1.7 Principles of Sound Lending Policy	24
2.1.8 Some Important Banking Terms	28
2.1.9 Project Appraisal	33
2.1.10 Provision of NRB for Extending Advances & Investment in Productive, Priority and Deprived Sector	33
2.1.11 Pass	36
2.2 Review of Related Studies	42
2.3 Research Gap	49
<b>CHAPTER- III: RESEARCH METHODOLOGY</b>	<b>51-55</b>
3.1 Introduction	51
3.2 Research Design	51
3.3 Population and Sample	52
3.4 Sources of Data	52
3.5 Method of Data Analysis	52
3.5.1 Financial Tools	52
3.5.2 Statistical Tools	54
<b>CHAPTER- IV: PRESENTATION AND ANALYSIS OF DATA</b>	<b>56 - 82</b>
4.1 Financial Condition of Selected Nepalese Commercial Banks	56
4.2 Credit Practices in Bank of Kathmandu and Nepal Investment Bank	57
4.2.1 Total Loans to Deposit Ratio	57
4.2.2 Interest Income to Loans & Advances	58
4.2.3 Non-Performing Loans to Total Loan and Advances Ratio	59
4.2.4 Loans and Advances to Total Assets Ratio	60
4.2.5 Loan and Advances to Current Assets Ratio	62
4.2.6 Loans Loss Provision to Total Loan and Advances Ratio	63
4.3 Credit Efficiency in Bank of Kathmandu and Nepal Investment Bank Limited.	64
4.3.1 Interest Expenses to Total Deposit Ratio	65
4.3.2 Interest and Expenses to Total Expense ratio	66

4.3.3 Non-interest Bearing Deposits to Total Deposit Ratio	67
4.3.4 Interest Income to Total Income Ratio	69
4.3.5 Interest Suspense to Interest from Loans & Advances Ratio	70
4.4 Relationship of Loans and Net Profit	71
4.5 Relationship of Loans and Non-Performing Loans	73
4.6 Impact of Loan and Advances on Net Profit	75
4.7 Trend Analysis Least Square Method	77
4.8 Major Findings	79

## **CHAPTER-V: SUMMARY, CONCLUSION AND RECOMMENDATIONS**

**83 - 86**

5.1 Summary and Conclusion	83
5.2 Recommendation	85

## **Bibliography**

## **Appendices**

## LIST OF TABLES

	<b>Page No.</b>
Table No. - 1: Capital Structure of Nepal Investment Bank Ltd.	8
Table No. - 2: Total Loans of Deposit Ratio	57
Table No. - 3: Interest Income to Loan & Advances	58
Table No. - 4: Non-performing Loan to Total Loan and Advances	59
Table No. - 5: Loan & Advances to Current Assets Ratio	61
Table No. - 6: Loans & Advances to Total Assets Ratio	62
Table No. - 7: Loan Loss Provision to Total Loan & Advances	63
Table No. - 8: Interest Expenses to Total Deposit Ratio	65
Table No. - 9: Interest Expenses to Total Expenses Ratio	66
Table No. - 10: Non-Interest Bearing Deposits to Total Deposit Ratio	68
Table No. - 11: Interest Income to Total Income Ratio	69
Table No. - 12: Interest Suspense to Interest Income from Loans & Advances Ratio	70
Table No. - 13: Relationship between Loan and Advance and Net Profit in BOK Correlation Matrix	72
Table No. - 14: Relationship of Loans and Net Profit in NBIL Correlation Matrix	72
Table No. - 15: Relationship between Loan and Non-Performing Loans in BOK:- Correlation Matrix	73
Table No. - 16: Relationship between Loan and Non-Performing Loans in NIBL:- Correlation Matrix	74
Table No. - 17: Regression Analysis on Loan and Advance and Net Profit in NBIL	75
Table No. - 18: Regression Analysis on Loan and Advance and Net Profit in BOK	76
Table No. - 19: Nepal Investment Bank Limited	77
Table No. - 20: Bank of Kathmandu Limited	79

## LIST OF FIGURE

	<b>Page No.</b>
Figure No. 1: Total Loans of Deposit Ratio	58
Figure No. 2: Interest Income to Loan and Advances	59
Figure No. 3: Non-performing Loan to Total Loan and Advances	60
Figure No. 4: Loan and Advances to Total Assets Ratio	61
Figure No. 5: Loan and Advances to Current Assets Ratio	63
Figure No. 6: Loan Loss Provision to Total Loan and Advances	64
Figure No. 7: Interest Expenses to Total Deposit Ratio	66
Figure No. 8: Interest Expenses to Total Expenses Ratio	67
Figure No. 9: Non-Interest Bearing Deposits to Total Deposit Ratio	68
Figure No. 10: Interest Income to Total Income Ratio	70
Figure No. 11: Interest Suspense to Interest Income from Loans and Advances Ratio	71
Figure No. 12: Loans and Advances Trend Line of Nepal Investment Bank Limited	78
Figure No. 13: Loans and Advance Trend Line of Bank of Kathmandu Limited	79

## **LIST OF ABBREVIATION**

NRB	:	Nepal Rastra Bank
S.D	:	Standard Deviation
C V	:	Coefficient of Variation
Inv.	:	Investment
Govt.	:	Government
P.E	:	Probable Error
Pvt.	:	Private
Ltd.	:	Limited
IMTC	:	Instant Money Transfer Companies
JVB	:	Joint Venture Bank
Sect.	:	Securities
F.Y .	:	Fiscal Year
CD Ratio	:	Credit Deposit Ratio
CRR	:	Cash Reserve Ratio
CV	:	Coefficient of Variation
EPS	:	Earning Per Share
For Ex	:	Foreign Exchange
MIS	:	Management Information System
NBL	:	Nepal Bank Limited
BOK	:	Bank of Kathmandu
NIBL	:	Nepal Investment Bank Limited
NRs.	:	Nepalese Rupees
S.D.	:	Standard Deviation
T. U.	:	Tribhuvan University
ABBS	:	Any Branch Banking System
RDB	:	Rural Development Bank
HBL	:	Himalayan Bank Limited

# **CHAPTER - I**

## **INTRODUCTION**

### **1.1. Background of the Study**

Nepal is a land locked underdeveloped country situated in between the two giant countries, India and China, and survives with her own natural beauty in Asia. Its half- century of experiments and efforts to raise the quality of life of its populace is defeated. Almost half of its population lies under absolute poverty line, especially living in the rural areas are deprived of even basic needs and facilitates like enough calories pure drinking water sanitation facilities, electricity, road facility etc. Some of the basic human indicators like life expectancy, literacy, nutrition level etc. also show that Nepal occupies among the nation to eliminate the massive poverty persisting in the country through gradual development of the total nation and by providing and availing basic needs to poor people. Actually slow pace of developing of Nepal is due to nothing but landlocked position, poor resources mobilization and its utilization, weak infrastructure development and more over unstable eco-political environment.

Banking plays significant role in the economic development of a country. Bank is a resource for the economic development which maintains the self- confidence of various segments of society and extends credit to the people. So, commercial banks are those financial institutions mainly dealing with activities of the trade, commerce, industry and agriculture that seek regular financial and other helps from them for growing and flourishing, the objectives of commercial banks is to mobilized idle resources into the most profitable sector after collecting them from scattered sources commercial bank contributes significantly n the formation and mobilization of internal capital and development effort. The concept of the banking has been developed from the ancient history with the effort of ancient goldsmiths who developed the practice of storing people's gold and valuables under such arrangement the depositors would leave their gold for safekeeping would get back their gold and valuable after paying a small amount as fee for safekeeping and serving. The role of money in an economy is very important. Proper and well-planned management of money directs, determines and enhances the health and productivity of total financial sector and the performance of financial sector affect the growth of economy. Hence, Money is the topic to manage and banks are the manager. The existence of a bank is for the change in every aspect of human being and its presence is for the uplifting of people. Banks are the back bone of the

economy. They act as intermediaries to channel funds to productive business companies and projects.

The financial institutions are:

- Commercial Banks
- Development Banks
- Finance companies
- Savings and Credit Associations
- Mutual Saving Banks
- Credit Unions
- Insurance Companies
- Pension Funds
- Investment Companies
- Investment Bankers
- Securities Brokers and Dealers

Banks grants loan and advances to industries, people and companies that result in the increase in the productivity of nation. For example: The loan against to agricultural sector enhances the agricultural product on. The loan amount can be used by the farmers as per their need to produce their product that will promote the agriculture product on. Similarly the loan and advances to different people and corporate bodies help to increase their income and profits. They can use the amount as per their need at right place at the right time. Bank is a business organization where monetary transaction occurs. It creates fund from its clients saving and lends the same to needy person or business companies in term loans, advances and investment. So proper financial decision making is more important in banking transactions for its efficiency and profitability. Most of the financial decision making loan management it plays the vital role in the business succession, so efficient management of lending policy is needed. The source of finance is the most essential element for the establishment and operation of any profit and non-profit institutions. Profit oriented institutions usually obtain these sources through ownership capital, public capital through the issues of shares and through financial institutions such as banks, in the form of credits, overdrafts etc Commercial banks, others banking institutions (OBIs), Non Bank Financial Institutions occupy important role in mobilizing financial resources. There are about 17 insurance companies including deposit insurance and Credit Guarantee Corporation, one Employee Provident Fund and one Citizen Investment Trust belong to this type of financial institutions. Apart from this,

securities such as corporate shares debentures and bonds. Banking plays a significant role in the economic development of a country. Nepal Bank Limited (NBL) is the first commercial bank of the country. Commercial banks are the heart of the financial institutions. They hold the deposits of many persons, government establishments and business units. They made funds available through their lending and investing activities to borrowers, individuals, business firms and government establishments. In doing so, they assist both the flow of goods and services from the producers to consumers and financial activities of the government, they provide a large proportion of the medium of exchange they are the media through which monetary policy is affected. These facts show that the commercial banking system of the nation is important to the functioning of the economy. Bank is a resource for the economic development, which maintains the self-confidence of various segments of society and extends credit to the people. The more developed financial systems of the world characteristically fall into three parts. The Central Bank, The Commercial Banks and other financial institutions. They are known as financial intermediaries. The banking business has its genesis from its function of lending. Lending is the most fundamental function of a bank. The importance of Lending in banking business is undoubtedly unchanged and remains vital as it was early days of this business. Lending has its different forms. It can be divided into fund based and non-fund based Lending. The fund based Lending can be further divided into cash credit, Overdrafts, demand and term credits, bills purchased and discounted and export packing credit, project loan, etc. Similarly, non-fund based credit can be classified into documentary credit, guarantees and bill co- acceptance facility.

## 1.2. Introduction of Bank of Kathmandu and Nepal Investment Bank Ltd.

### 1.2.1. Bank of Kathmandu Ltd.

Bank of Kathmandu Ltd. was incorporated in 1993 and came into operation in March 1995 as a joint venture bank with Siam Commercial Bank of Thailand. The head office of the bank is situated at Kamalpokhari, Kathmandu, Nepal. This bank was managed by Siam Commercial Bank of Thailand and later on Siam Commercial Bank divests their share holding and now it is fully owned and managed by Nepali professional. The majority of the shares are owned by general public which is 57.73%. (Annual Report, BOK, 2004: 13) Bank of Kathmandu, since its inception, has been using information technology for its mainstream banking activities. All

its branches including rural areas are interconnected to the bank's intranet system providing online real time Any Branch Banking System (ABBS) to its valued customers. Continuous updates, upgrades and replacements of its equipments and software have become one of the major focuses of the bank to stand up to the challenges posed by the fast changing environment. Bank of Kathmandu has well-developed correspondent relationships with over 150 banks globally to help its customers to carry out their business worldwide promptly and conveniently. Bank of Kathmandu have maintained accounts in major currencies in the internationally renowned banks as well tied up with various Instant Money Transfer Companies (IMTC) like X-press Money Service Ltd., Money Gram, International Money Express Pvt. Ltd. etc for efficient execution of international banking business and also enables inflow of foreign exchange earnings to the country with high security. This bank came into operation with a objectives of catering new business yet not identified and offering new banking products and services with a modern look by adopting modern banking technology.

Bank of Kathmandu has entered into the Seventeenth year of successful operation. During its sixteenth year of operation, it became one of the leaders in the banking sector and was able to establish a good banking image in the banking history of Nepal. It has gain lot of popularity among its customer, due to its pioneer service provided to its customer.

### **1.2.2. Nepal Investment Bank Ltd.**

Nepal Investment Bank Ltd. (NIBL), previously known as Nepal Indosuez Bank (Ltd.) was established in 1986 as a joint venture between Nepalese and French partners. The French partner (holding 50% of the capital of NIB) was credit Agricola Indosuez, a subsidiary of one largest banking group in the world.

With the decision of credit Agricola Indosuez to divest, a group of companies comprising of bankers, professionals, industrialist and businessmen has acquired in April 2002 the 50% shareholdings of credit Agricola Indosuez in Nepal Indosuez Bank Ltd. The name of the bank has been changed to Nepal Investment Bank Ltd. upon approval of bank's Annual General Meeting. Nepal Rastra Bank and company Register's office with the following shareholding structure. Rastriya Banijya Bank holds 15%, Rastriya Beema Sansthan holds 15%, General public holds 20% and Nepalese promoters hold 50%.

We believe that NB, which is managed by a team of experience bankers and professionals having proven track record, can offer you what you're looking for. Besides commercial banking services, the bank also offers industrial and merchant banking services. The bank has forty one branches till to date. These are as below;

<b>1. <u>KATHMANDU HEAD OFFICE</u></b> Durbar Marg, P.O. Box 3412 Tel: 4228229, 4242530 (DISA), Fax: 977-1-4226349, 4228927, Swift: NIBLNPKT	
<b>2. <u>SEEPADOLE BRANCH</u></b> Suryabinayak, Bhaktapur Tel: 6615617, 6612832 Fax: 6616617	<b>3. <u>BIRGUNJ BRANCH</u></b> Adarshanagar, P.O. Box 101 Tel (051) 523327, 525277 Fax: (051) 525297, 534271
<b>4. <u>PULCHOWK BRANCH</u></b> Pulchowk, Lalitpur Tel: 5010188, 5010042 Fax: 5010142	<b>5. <u>BANEPA BRANCH</u></b> Banepa, Kavre Tel: (011) 664315,662401 Fax: (011) 662402
<b>6. <u>JEETPUR BRANCH</u></b> Jeetpur, Bara Tel: (053) 520297 Fax: (053) 520877	<b>7. <u>NEWROAD BRANCH</u></b> Newroad, Kathmandu Tel: 4242858, 4230374 Fax: 4227050
<b>8. <u>BIRATNAGAR BRANCH</u></b> Golcha Chowk, Biratnagar Tel: (021) 534523, 534524, 534525 Fax: (021) 534526	<b>9. <u>BUTWAL BRANCH</u></b> Traffic Chowk, Butwal Tel: (071) 549991, 549992, 549993 Fax: (071) 549888
<b>10. <u>BHAIRAHAWA BRANCH</u></b> Maitri Road, Bhairahawa Tel: (071) 526991, 526992 Fax: (071) 526990	<b>11. <u>POKHARA BRANCH</u></b> Chiple Dunga, Pokhara Tel: (061) 538919, 539276 Fax: (061) 538920
<b>12. <u>PUTALISADAK BRANCH</u></b> Putalisadak, Kathmandu Tel: 4445302, 4445303 Fax: 4445304	<b>13. <u>NARAYANGARH BRANCH</u></b> Pulchowk, Narayangarh Tel: (056) 571921,571922, 571923, 571924 Fax: (056) 571925
<b>14. <u>JANAKPUR BRANCH</u></b> Mills Area, Janakpur Tel: (041) 527331 Fax: (041) 527332	<b>15. <u>NEPALGUNJ BRANCH</u></b> Dhamboji, Nepalgunj Tel: (081) 525978,525682 Fax: (081) 521664
<b>16. <u>THAMEL BRANCH</u></b> Chaksibari, Thamel Tel: 4218431,4218434, 4218485,4218486 Fax: 4218434	<b>17. <u>KALIMATI BRANCH</u></b> Kalimati Chowk, Kalimati Tel: 4672493,4672494 4672495,4672548

	Fax: 4272612
<b>18. <u>BIRTAMOD BRANCH</u></b> Traffic Chowk, Birtamod Tel:(023) 543810,543811 Fax: (023)543815	<b>19. <u>BATTISPUTALI BRANCH</u></b> Battisputali, Kathmandu Tel: 4471690,4471790 Fax: 4470202
<b>20. <u>DHANGADI BRANCH</u></b> Main Road, Dhangadi Tel:(091) 523620,523706 Fax: (091) 524090	<b>21. <u>GONGABU BRANCH</u></b> Gongabu Chowk, Kathmandu Tel: 4365318,4365077 Fax: 4365302
<b>22. <u>SURKHET BRANCH</u></b> Neta Chowk, Surkhet Tel: (083) 524330, 524331 Fax: 524332	<b>23. <u>JUMLA BRANCH</u></b> Khalang Bazaar, Jumla Tel: (087) 520132 Fax: 520304
<b>24. <u>BOUDHA BRANCH</u></b> Boudha, Kathmandu Tel: 4915121,4915722 Fax: 4915123	<b>25. <u>HETAUDA BRANCH</u></b> Bank Road, Hetauda Tel: (057) 526001, 525946 Fax: (057) 526005
<b>26. <u>PALPA BRANCH</u></b> Tansen, Palpa Tel: (075) 520832,520833 Fax:(075)-520891	<b>27. <u>LUKLA BRANCH</u></b> Chaurikharka, Lukla Tel:(038) 550120 Fax: (038) 550220
<b>28. <u>NAYA BANESHWOR BRANCH</u></b> Naya Baneshwor, Kathmandu Tel:4785529,4782289,4782520 Fax: 4785537	<b>29. <u>DHUMBARAHI BRANCH</u></b> Pipalbot Chowk, Kathmandu Tel: 4009006, 4009007 Fax: 4009009
<b>30. <u>BHOTAHITI BRANCH</u></b> Bhotahiti, Kathmandu Tel: 4230797, 4230788 Fax: 4230771	<b>31. <u>TULSIPUR BRANCH</u></b> Tulsipur, Dang Tel:(082)521613,521614 Fax: 521615
<b>32. <u>TRIPURESHWOR BRANCH</u></b> Tripureshwor, Kathmandu Tel: 4259780, 4259980 Fax: 4260324	<b>33. <u>DAMAULI BRANCH</u></b> Safasadak, Damouli Tel:(065) 562500,562600 Fax: (065) 562700
<b>34. <u>KRISHNANAGAR BRANCH</u></b> Krishnanagar, Kapilvastu Tel: (076) 520764, 520765, 520766 Fax: (076) 520354	<b>35. <u>GAIGHAT BRANCH</u></b> Gaighat, Udayapur Tel: (035) 420952, 420953 Fax: (035) 420954
<b>36. <u>LAZIMPAT BRANCH</u></b> Lazimpat, Kathmandu Tel:4005058, 4005069, 4005068 Fax:4005065	<b>37. <u>PARSA BRANCH</u></b> Parsa, Chitwan Tel: (056) 583623, 583624 Fax: (056) 583625

<b>38. <u>MAHARAJGUNJ BRANCH</u></b> Maharajgunj, Kathmandu Tel:4016151, 4016152 Fax:4016155	<b>39. <u>LALBANDHI BRANCH</u></b> Lalbandhi, Sarlahi Tel: (046) 501583, 501584 Fax:(046) 501585
<b>40. <u>LAGANKHEL BRANCH</u></b> Lagankhel, Lalitpur Tel: 5552980 Fax: 5552990	<b>41. <u>WALING BRANCH</u></b> Waling, Syangja Tel: (063) 440573, 440574 Fax: (063) 440575

and other will be aggressively opening new branches at different parts of the kingdom to serve its customers better. Investment Bank Limited has always been committed to providing a quality service to its valued customers, being truly a Nepali Bank. All customers are treated with utmost courtesy as valued clients. The bank wherever possible, offers tailor made facilities to its clients, based on the unique needs and requirements of different clients. To further extends he reliable and efficient services to its valued customers, Investment Bank limited has adopted the latest baking technology. This has not only helped the bank to constantly improve its service level but has also prepared the bank for future adaptation to new technology. The bank already offers unique services such as the post paid mobile recharging system, e-banking to customers and will be introducing more services like these in the near future.

**Table No. 1**

**Capital Structure of Nepal Investment Bank Limited**

<b>Capital as at 2010</b>	<b>Amount in Rs'000'</b>
Authorized Capital	2,000,000
Issued Capital	1203915.1
Paid up Capital	1203915.1

**1.3. Focus of the study**

Although the Bank of Kathmandu and Nepal Investment Bank have managed credit than other commercial banks within short period of time, they have been facing cut throat competition against one another. In Nepal there are 31 commercial banks. The study focus on evaluating the deposits utilization of the bank in terms of loans and advances and investments

and its contribution in the profitability of the bank. Commercial banks hold deposit of many persons, government establishment and business units. They make fund available through their lending and investing activities to borrowing individuals' business firms and government establishment. Here researcher has focused this resource mainly to highlight and examine the credit management of the selected bank ignoring other aspects of bank transaction. To highlight the credit management of the bank, the research is based on the certain statistical tools i.e. mean, standard deviation, coefficient of variance, coefficient of correlation, coefficient of determination and trend analysis with a view to find out the true picture of the bank. The main objective of this research is to analyze the credit management through the use of appropriate financial tools.

#### **1.4. Statement of Problem**

Most major banking problems have been caused by weakness in credit management. Banks should now have a keen awareness of the need to identify measure, monitor and control credit as well as to determine that they hold adequate capital against it. These risks that they are adequately compensated for risks incurred. So, to establish creditability position is a major issue in commercial banking sector during these days. It is no debate that high profitable or successful organization can easily fulfill the every need of the organization, customers and can serve the society. To improve the profitability situation of the bank, it is necessary to establish the higher creditability position of the bank. Thus, the creditability is the major source and building better creditability position is the major strategy of every commercial bank.

Credit is the most effective and sincere area in commercial bank. It is regarded as the heart of every commercial bank. But the banking sector is far from this fact. Thus, Credit management is considered as the hot issues in Nepalese Commercial banking sector. Credit management concept has appeared as a major research gap in Nepalese Commercial banking sector. There is lack of such scientific and empirical research that could identify the issues of credit management in Nepalese commercial banks. In this regard, the performance of

Nepalese commercial banks are to be analyzed in terms of their credit. Some research questions regarding to the credit practices, credit efficiencies, liquidity position, industrial environment, management quality, organization climate, are considered as a clear evident in present situation. Thus, the specific research questions regarding credit management in Nepalese commercial banking sector are identified as follows:

- Is the credit practices adopted by commercial banks in good position?
- What is the credit efficiency of the Nepalese Commercial banks?
- Is there any relationship between credit position and profitability situation?

Nepal is a small country with small market economic condition of the country is degrading due to conflict since 2052 B.S. But the situation has been changed, peace process is going on. Overall economic sectors either manufacturing or commercial sectors have undergone heavy losses. However, the financial institutions are increasing regularly. Liquidity is maximum with the financial institutions are competing among themselves to advance credit to limited opportunity sectors. Non-performing credits of the banks are increasing year by year. To control such type of state, the regulatory body of the bank and financial institutions Nepal Rastra Bank (NRB) has renewed its directives of the credit loss provision.

### **1.5. Objectives of the Study**

There is no doubt that the role of the commercial banks is significant in the development of the country. Banks help in the development of the country by providing credit to the necessary sectors. The breakdown of the objectives of the study is as follows:

1. To analyze the functions, procedures and activities of Both Banks.
2. To analyze the credits and advances provided by the Both Banks.
3. To analyze the recovery status of the credit disbursed.
4. To find out the strength and weakness in the credit administration of the Both Banks.

### **1.6. Significance of the Study**

There are few researches in commercial banking and especially on their lending practices, insufficient books for the study. Lending is one of the essential and main functions where the whole banking business is rested upon. Thus, a study on the

commercial banks and especially in their lending and investment practices carry a great significance to various groups but in particular is directed to a certain group of people/organization, which are:

- Importance to shareholders.
- Importance to the management bodies of these banks for the evaluation of the performance of their banks and in comparison with other banks.
- Importance to “outsiders” which are mainly the customers, financial agencies, stock exchanges
- Importance to the government bodies or the policy makers such as the central bank.
- This study would be important for the students as it provides theoretical as well as conceptual framework of different aspects of credit management.

### **1.7. Limitation of the Study**

For the completion of the study, some facts are to be considered as limitations of this research work:

- This study is based on secondary data and accuracy depends upon the data collected and as provided by the organization.
- The whole study is based on the data of 5 years period. This study has been only of two joint venture banks as sample i.e. NIBL and BOK.
- Non availability of the various references of sources acts as constraints for the study.
- Only the fund mobilization aspects are analyzed. Other performance of the organizations is fully neglected, while providing suggestions.

### **1.8. Organization of the Study**

The entire study carried out to different stages and procedures as it needed. The study organized in the following chapters in order to make the study easy to understand.

The **first chapter** is an introductory chapter which contains background of the study, introduction of commercial banks, focus of the study, statement of the problems, research methodology, and objectives of the study, limitation of the study and organization of the study.

The **second chapter** is concerned with review of literature. This contains conceptual framework, review of legislative provision, review of research paper and published and unpublished master's thesis of T.U.

The **third chapter** is the most important part of the study. It deals with the research methodology, which is applied to collect the data and analyze them in this study. It contains introduction, research design, sources of data, population and sample, financial analysis and statistical analysis.

The **fourth chapter** is analyzing chapter, which deals with presentation and analysis of relevant data through definite courses of research methodology with financial and statistical analysis related to investment and fund mobilization of NIBL and BOK. Major findings of the study have been presented at the end of this chapter.

The **fifth chapter** is the last part of the study, which provides summary and conclusion, suggestions and recommendations for improving the future performance of the sample banks. Finally, an extensive, bibliography and appendices are also presented at the end of the thesis work.

## **CHAPTER - II**

### **LITERATURE REVIEW**

The review of literature is a crucial aspect because it denotes planning of the study. The main purpose of literature review is to find out what works have been done in the area of the research problem under study and what has not been done in the field of books, reports, journals and research studies published by various institution, unpublished dissertations submitted by master level students have been reviewed.

It is divided into two headings:

- Conceptual Review
- Review of related studies

#### **2.1 Conceptual Review**

The review of textbook and other reference materials such as: newspaper, magazines, research articles, journals and related thesis have been included in this topic. Credit administration involves the creation and management of risk assets. The process of lending takes in to consideration about the people and system required for the evaluation and approval of loan requests, negotiation of terms, documentation, disbursement, administration of outstanding loans and workouts, knowledge of the process and awareness of its strength and weakness are important in setting objectives and goals for lending activities and for allocating available funds to various lending functions such as commercial, installment and mortgage portfolios (Johnson, 1940:132).

Bajracharya, 1991, in his article “Monetary policy and deposit mobilization in Nepal” has concluded that mobilization of the domestic saving is one of the prime objectives of the monetary policy in Nepal. And commercial banks are the most active financial intermediary for generating resources in the form of deposit of private sector and providing credit to the investors in different sectors of the economy.

Book named “Banking Management” say that in banking sector or transaction, an unavoidable-ness of loan management and its methodology is regarded very important.

Under this management, many subject matters like the policy of loan flow, the documents of loan flow , loan administration , audit of loan, the condition of loan flow the provision of security, this management plays a great role in healthy competitive activities (Bhandari 2003:170).

It is very important to be reminded that most of the bank failures in the world are due to shrinkage in the value of loan and advance. Hence, risk of non-payment of loan is known as credit risk default risk (Dahal, 2002:114). Portfolio management helps to minimize or manage the credit risks by spreading over the risk to various portfolios. This method of managing credit risk is guided by the saying do not put all the eggs in a single basket (Bhandari, 2004:300).

### **2.1.1 Concept of Commercial Bank**

Before defining the term commercial bank, let us define the meaning of bank and commercial. According to S. and S. s defines "A banker or bank is a person or company carrying on the business of receiving money and collecting drafts, for customers subject to the obligation of honoring cheque drawn upon them from time to time by the customers to the extent of the amount available on their customer." (Shekher & Shekher, 1999:4).

Paget (1987) states that no one can be a banker who does not take deposit accounts take current accounts, issue and pay cheque of crossed and uncrossed, for his customers. He further adds that if the banking business carried on by any person is subsidiary to some other business; he cannot be regarded as a banker goods and services. (Paget, 1987:2).

There is fore commercial view point. They perform all kinds of banking functions as accepting deposit, advancing credits, credit creation and agency functions. They

provide short-term credit, medium term credits and long terms credit to trade and industry. They also operate off balance sheet functions such as issuing guarantee, bonds, letter of credit, etc.

Commercial banks act as an intermediately; accepting deposits and providing credits to the needy area. The main source of the commercial bank is current deposit, so they give more importance to the liquidity of investment and as such they specialize in commercial banks are restricted to invest their funds in corporate securities. Their business is confined to financing the short-term needs of trade and industry such as working capital financing. They cannot finance in fixed assets. They grant credits in the form of cash credits and overdrafts. Apart from financing, they also render services like collection of bills and cheque, safe keeping of valuables, financial advising, etc to their customers (Vaidhya, 1999:24).

Commercial banks are organized as a joint stock company system, primarily for the purpose of earning profit. They can be either of the branch banking types as we see in most of countries, with a large network branches like in Nepal or of the unit banking type, as we see in the United States where a banks operations are confined to a single office or to a few branches within a strictly limited area (Shekher & Shekher, 1999:4).

### **List of Licensed Commercial Banks 2012**

	Commercial Banks	Operation Date (A.D)	Head Office
1	Nepal Bank Limited	1937/11/15	Kathmandu
2	Rastriya Banijya Bank	1966/01/23	Kathmandu
3	Nabil Bank Limited(established as Nepal Arab Bank Limited)	1984/07/16	Kathmandu
4	Nepal Investment Bank Limited (established as Nepal Indo - Suez Bank Ltd.)	1986/02/27	Kathmandu

5	Standard Chartered Bank Limited (established as Nepal Grindlays Bank Ltd.)	1987/01/30	Kathmandu
6	Himalaya Bank Limited	1993/01/18	Kathmandu
7	Nepal Bangladesh Bank Limited	1993/06/05	Kathmandu
8	Nepal SBI Bank Limited	1993/07/07	Kathmandu
9	Everest Bank Limited	1994/10/18	Kathmandu
10	Bank of Kathmandu Limited	1995/03/12	Kathmandu
11	Nepal Credit & Commerce Bank Limited (established as Bank of Ceylon)	1996/10/14	Siddharthanagar
12	Lumbini Bank Limited	1998/07/17	Narayangadh
13	Nepal Industrial & Commercial Bank Ltd.	1998/07/21	Biratnagar
14	Machhapuchhre Bank Limited	2000/10/03	Pokhara
15	Kumari Bank Limited	2001/04/03	Kathmandu
16	Laxmi Bank Limited	2002/04/03	Birgunj
17	Siddhartha Bank Limited	2002/12/24	Kathmandu
18	Agriculture Development Bank Limited	2006/03/16	Kathmandu
19	Global Bank Limited	2007/01/02	Kathmandu
20	Citizens Bank International Limited	2007/06/21	Kathmandu
21	Prime Commercial Bank Limited	2007/09/24	Kathmandu
22	Sun Rises Bank Limited	2007/10/12	Kathmandu
23	Bank of Asian Limited	2007/10/12	Kathmandu
24	Development Credit Bank Limited	2007	Kathmandu
25	NMB Bank Limited	2008/06/02	Kathmandu
26	Kist Bank Limited	2009/03/07	Kathmandu
27	Janata Bank Limited	2010/04/05	Kathmandu
28	Megha Bank Nepal Limited	2010/07/23	Kathmandu
29	Commece and Trust Bank Nepal Limited	2010/09/20	Kathmandu
30	Civil Bank Limited	2010/11/26	Kathmandu

31	Century Commercial Bank Limited	2011/03/10	Kathmandu
32	Sanima Bank Limited	2012	Kathmandu

The sample taken from the commercial banks are follows

Total Population	Sample taken
Commercial banks	Everest Bank Ltd Himalayan Bank Ltd.

(Sources: Banking and Financial Statistic)

### 2.1.2 Functions of Commercial Banks

The business of commercial bank is primarily to hold deposit and make credits and investments with the object of securing profits for its shareholders. Its primary motive is profit; other consideration is secondary (Sudharsanam, 1976:123).The major functions of commercial banks are as follows.

- Accepting Deposit
  - Advancing Credit
  - Agency Services
  - Credit Creation
  - Financing of Foreign Trade
  - Safekeeping of Valuable
  - Making Venture Capital Credits
  - Financial Advising, Security Brokerage Services.
- **Assist in Foreign Trade:**
- The bank assist the traders engaged in foreign trade of the country. He discounts the bills of exchange drawn by exports to receive money in the home currency. Similarly, he also accepts the bills drawn by foreign exports (Vaidhya, 1999:29)
- **Offers Investment Banking and Merchant Banking Services**
- Banks today are following in the footsteps of leading of financial institutions all over the globe in offering investment banking and merchant banking services to

corporations. These services include identifying possible merger targets, financing acquisitions of other companies, dealing in security underwriting, providing strategic marketing advice and offering hedging services to protect their customers against risk from fluctuating world currency prices and changing interest rates, (Vaidhya, 1999:29). Further, they support the overall economic development of the country by various modes of financing.

### **2.1.3 Concept of Credit**

Credit is the amount of money lent by the creditor (bank) to the borrower (customers) either on the basis of security or without security. Sum of the money lent by a bank, is known as credit (Oxford Advanced Learners Dictionary 1992:279). Credit and advances is an important item on the asset side of the balance sheet of a commercial bank. Bank earns interest on credits and advances, which is one of the major sources of income for banks. Bank prepares credit portfolio, otherwise it will not only add bad debts but also affect profitability adversely, (Varshney and Swaroop, 1994:6)

Credit is financial assets resulting from the delivery of cash or other assets by a lender to a borrower in return for an obligation of repay on specified date on demand. Banks generally grants credit on four ways (Chhabra and Taneja, 1991:4)

- Overdraft
- Cash Credit
- Direct Credit
- Discounting of Bills

### **2.1.4 Types of Credit**

#### **Overdraft:**

It denotes the excess amount withdraw over their deposits.

#### **Cash Credit:**

The credit is not given directly in cash but deposit account is being opened on the name of credit taker and the amount credited to that account. In this way, every credit creates deposit.

### **Term Credit:**

It refers to money lent in lump sum to the borrowers. It is principal form of medium term debt financing having maturities of 1 to 8 years. Barely and Myers urge that bank credits with maturities exceeding 1 years are called term credits. The firm agrees to pay interest based on the bank's prime rate and to repay principal in the regular installments. Special patterns of principal payments over time can be negotiated to meet the firm's special needs (Richard, 1996:80).

### **Working Capital Credit:**

Working capital denotes the difference between current assets and current liabilities. It is granted to the customers to meet their working capital gap for supporting production process. A natural process develops in funds moving through the cycle are generated to repay a working capital credit.

### **Priority or Deprived Sector Credit:**

Commercial banks are required to extend advances to the priority and deprived sector. 12% of the total credit must be towards priority sector including deprived sector. Rs. 2 million for agriculture cum service sector and Rs. 2.5 million for single borrows are limit sanctioned to priority sector. Institutional support to 'Agriculture Development Bank' and 'Rural Development Bank' are also considered under this category, deprived sector lending includes:

- Advances to poor/downtrodden /week/ derived people up to Rs. 30,000 for generating income or employment.
- Institutional credit to Rural Development Bank.
- Credit to NGOs those are permitted to carryout banking transaction for
- Lending up to Rs 30,000.

### **Hire-purchase Financing (Installment Credit)**

Hire- purchase credits are characterized by periodic repayment of principal and interest over the maturity of the credit. Hirer agrees to take the goods on hire at a stated rental including their repayment of principal as well as interest with an option to purchase. A recent survey of commercial banks indicates those bank are planning to offer installment credits on a variable rate basis. It can be secured and unsecured as well as direct and indirect installment credit.

### **Housing Credit (Real Estate Credit)**

Financial institutions also extend housing credit to their customers. It is different types, such as: residential building, commercial complex, construction of warehouse etc. It is given to those who have regular income or can earn revenue from housing project itself.

### **Project Credit**

Project Credit is granted to the customers as per project viability. The borrowers have to invest certain proportion to the project from their equity and the rest will be financed as project credit. Construction credit is short- term credits made to develops for the purpose of completing proposed projects. Maturities on construction credits range from 12 months to as long as 4to5 years, depending on the size of the specific project Johnson, 1940:242). The basic guiding principal involved in disbursement policy is to advance funds corresponding to the completion stage of the project. Hence, what percent of the credit will be disbursed at which stage of completion must be spelled in disbursement policy? Term of credit needed for project fall under it.

### **Consortium Credit**

No single financial institution grant credit to the project due to single borrower limit or other reasons and two or more such institution may consent to grant credit facility to the project among them. Financiers bank equal (or Likely) charge on the project's assets.

### **Credit Cards and Revolving Lines of Credit**

Banks are increasingly utilizing charge cards and revolving lines of credit to make unsecured consumer credit. Revolving credit line lowers the cost of making credit since operating and processing cost are reduced. Due to standardization, centralized, department processes revolving credits resulting reduction on administrative cost. Continued borrowing arrangement enhances cost advantages. Once the credit line is established, the customer can borrow and repay according to his needs and the bank can provide the fund to the customer at lower cost.

Charge cards and credit lines tied to demand deposit accounts are the two most common revolving credit agreements. It can be further divided into credit cards, automatic overdrafts lines and large credit lines.

### **Off- Balance Sheet Transaction**

In fact, bank guarantee and letter of credit refer to off balance sheet transactions of financial institution. It is also known as contingent liability. Contingent liability pinpoints the liability which may or may not arise during the happening of certain event. Footnotes are kept as reference to them instead of recording in the books of accounts. It is non funded based remunerative facilities but more risky than the funded until adequate collateral are not taken. Lets its two varieties be described separately.

#### **Bank Guarantee**

It is used for the sake of the customers in favor of the other party (beneficiary) up to the approved limit. Generally, a certain percent amount is taken as margin from the customer and the customer's margin account is credited.

#### **Letter of Credit (L/C)**

It is issued on behalf of the customer (importer) in favor of the exporter (Seller) for the import of goods and services stating to pay certain sum of money on the submission of certain documents complying the stipulated terms and conditions as per

as the agreement of L/ C . It is also known as importers letter of credit since the bank of importer do not open separate L/C for the trade of sum commodities.

### **2.1.5 Objectives of the Sound Credit Policy**

The purposes of a written credit policy are

- To assure compliance by lending personnel with the bank's policies and objectives regarding the portfolio of credits and
- To provide personnel with a framework of standards within which they can operate.

### **2.1.6 Lending Criteria**

While screening a credit application, 5-cs to be first considered supported by documents. They are:

#### **1. Character**

Character is the analysis of the applicant as to his ability to meet the obligations put forth by the lending institution. For this analysis, generally the following documents are needed.

- Memorandum and Articles of Association
- Registration certification
- Tax registration certificate (Renewed)
- Resolution to borrow
- Authorization- person authorizing to deal with the bank

#### **2. Capacity**

Describes customer's ability to pay. It measured by applicants past performance records and followed by physical observation. For this, an interview with applicant's customers/suppliers will further clarify the situation, Documents relating to this area were:

- Certified balance sheet and profit loss account for at least past 3 years.
- In case of the personal loan they have to submit the proof source of income.

- References or other lenders with whom the applicant has dealt in the past or bank A/C.

### **3. Capital**

This indicates applicant's capacity to inject his own money. By capacity analysis, it can be concluded that whether borrower is trying to play with lender's money only or is also injecting his own fund to the project. For capital analysis, financial statements, like certified balance sheet, profit and loss account is the only tools.

### **4. Collateral**

Collateral is the security proposed by the borrower. Collateral may be of either nature movable or immovable. Movable collateral comprises right from stock, inventories to plying vehicles. In case of immovable it may be land with or without building or fixtures, plant machineries attached to it.

### **5. Conditions**

Once the funding company is satisfied with the character, capacity, capital and collateral then a credit agreement (Sanction letter) is issued in favor of the Borrower stating conditions of the credit to which borrower's acceptance is accepted.

#### **2.1.7 Principles of Sound Lending Policy**

Lending constitutes the main business of a banking company. A major chunk of the profits of a bank comes out of this function. But no lending can take place without some inherent risks. As bankers are trustees of the depositors' money, they cannot take undue risks. A banker has to follow a cautious policy and conduct the business of lending on the basis of certain sound principles. Here are some of the important principles of sound lending.

#### **1. Safety**

The main business of banking consists in borrowing various types of deposits such as current, saving and fixed deposits and lending such deposits to needy borrowers in the

form of advances and discounting of bills. This obviously implies that safety of such funds should be ensured. Otherwise the banker will not be in a position to repay his deposits and once the confidence of the depositors is shaken, he cannot carry on the banking business.

If the banker has to ensure safe lending, he has to look to the three C's of the borrower namely Character, Capacity and Capital. Character of the borrower is important because that determines his willingness to repay the loan. His capital and capacity to run the business successfully determine his capacity to pay. The safety of the loan depends on both his capacity to repay and willingness to repay.

Banks will have to keep a portion of the deposits received for honoring the demands made by the customers. Only the balance can be safely. The bank's endeavor is of course to lend as much of the deposits as possible, without which he will not be in a position to meet his interest, obligations and the maintenance of establishment.

Therefore, he has to lend with a view to earn interest but lend it safe.

## **2. Liquidity**

By liquidity is meant the readiness with which the bank can convert the assets into cash. Liquidity means short-term solvency of the borrower. A banker is essentially the lender of short-term funds because he knows that the bulk of his deposits are repayable on demand or at short notice. As the banker's deposits are subject to the legal obligation of being repayable on demand and at short notice, he must ensure liquidity also while lending, so that in times of need, he will be able to convert the assets into cash.

Bank can ensure high liquidity by keeping all deposits in the form of cash only. In such a case, he will not be in position to meet the interest obligations and expenditure of the establishment. From experience, he has learnt that he can safely lend out a substantial portion of the funds. But while lending he should try to ensure liquidity, i.e. in times of need, he must be able to obtain repayment of the money within a

reasonably short time. Liquidity also implies that the assets can be sold without any loss. Thus the concept of liquidity has twin aspects namely quick sale ability or convert ability of the assets and the absence of risk of loss in such conversion.

### **3. Profitability**

Commercial banks obtain funds from shareholders and naturally if dividend is to be paid on such shares it can only be paid by earning profits. Even in the case of public sector banks although they are service motivated they will have to justify their existence by earning profits. This is not possible unless the funds are employed profitably. From out of the revenue earned, the banker has to pay interest on deposits, salary to the staff, meet other establishment expenses, build-up reserves and the balance must permit the payment of dividend to shareholders. So for the bank to sustain on a long run, it has to seek many profitable sectors where it can mobilize its collected fund. Before lending, a banker has to see that the advance and credit is on the whole profitable. Lending rates are affected by banks' internal policy like credit rating of the borrower, bank rate of NRB, inter-bank competition and NRB's guidelines on lending rates.

### **4. Purpose of Loan**

Nowadays, the purpose for which loans are granted has acquired precedence over the principle of security. If a loan is required for a non-productive or speculative purpose, a banker will be reluctant to entertain the proposal. Loans for social functions, ceremonies, pleasure trips or for repayment of prior loans are not favored by a banker, as they are unproductive in nature. But it is very difficult for the bank to ensure that the advance has been used for the purpose for which it was taken. A person may take a loan obviously for a productive use, but may spend it on speculation. The central bank through its directives, also determines the policy to be followed by the banks with regard to the purpose for which advances may not be granted. So a banker should enquire the purpose for which it is taken for safe lending.

## **5. Security**

Traditionally, bankers have been security oriented. The security offered against a loan can be of various types. It may vary from a piece of land or a building to a commercial paper or bullion. Whatever may be the security, a banker has to realize that it only a cushion to fall back upon in case of need and its adequacy alone should not form the sole consideration for advance. It must be ensured that the security when accepted must be adequate, readily marketable, easy to handle and free from encumbrances.

## **6. Diversification of Loans**

There is a very familiar saying that “Do not put all the eggs in the same basket.” Banker should try to diversify loans as far as possible, so that he may minimize his risks in lending. If the banker lends only to one industry or only to few big firms or concentrates in a certain geographical area, the risk is great. He should diversify lending, so that he may not affected by the failure of one industry or of a few big borrowers. A banker who puts all his eggs in one basket is not a prudent banker.

## **7. National Interest and Suitability**

Bankers must ascertain on what type of business the customer is involved whether it serves the national interest or not, whether the firm is acting responsibly towards the society that it is operating in like brick industry or the cement industry and the precautions taken by it against environment pollution. Central bank issues directives, prohibiting banks to invest in various sectors such as the import of arms and ammunitions etc. Also bankers must remain vigilant of the law and order situation where borrower carries its business.

### **2.1.8 Some Important Banking Terms**

The study in this section comprises of some important banking terms for which efforts have been made to clarify the meaning, which are frequently used in this study, which are given below.

#### **A. Deposits**

Deposit is the most important source of liquidity for a commercial bank. It is also the main source of fund that a bank usually uses for the generation of profit. Therefore, the efficiency depends on its ability to attract deposits. Banks collect the scattered savings of the public through various accounts type like saving, current, fixed etc.

Deposit being the borrowed amount from the depositors or from general public and institutions, it constitutes the liability of a bank. The management of a bank is always influencing it through deliberate policy action; the deposits of a bank are affected by various factors. They are as follows.

- Types of customers
- Physical facilities of bank
- Management accessibility of customers
- Types and range of services offered by the bank.
- Interest rate paid on deposits.
- Goodwill and financial position of the bank

In addition to the above, the prevailing economic conditions exert a decisive influence on the amount of deposit the bank receives.

## **B. Loan and Advances**

"Loan, advance and overdraft are the main sources of income for a bank. Bank deposits can cross beyond a desired level but level of loans, advances and overdraft will never cross it. The facilities of granting loan, advances and overdrafts are the main services in which customer of the bank can enjoy.

Fund borrowed from bank are much cheaper than those borrowed from unorganized money lenders. The demand for loan has excessively increased due to cheaper interest rate. Furthermore, an increase in an economic and business activity always increases the demand for the fund. Due to limited resources and increasing loans, there is some fear that commercial banks and other financial institutions too may take more

preferential collateral while granting loans causing unnecessary trouble to the general customers.

In addition to this, some portion of loan advances and overdraft includes that amount which is given to staff of the bank for house loan, vehicle loan, personal loan and others. In mobilization of commercial banks fund, loan advance and overdrafts have occupied a large portion.

### **C. Investment on Government Securities, Share and Debenture**

"Though a commercial bank can earn some interest and dividend from the investment of government securities, share and debenture, it is not the major portion of income, but it is treated as a second source of banking business. A commercial bank may extend credit by treating it as a second source of banking business. A commercial bank may extend credit by purchasing government securities bonds and shares for several reasons.

Some of them are given as:

- It may want to space it maturates so that the inflow of cash coincide with expect withdrawals by depositors or large loan demands of its customers.
- It may wish to have high grade marketable securities to liquidate if its primary reserve becomes inadequate.
- It may also be forced to invest because the demand for loans has decreased or is not sufficient to absorb its excess reserves.

However, investment portfolio of commercial bank is established and maintained primarily with a view of nature of banks liabilities that is since depositors may demand fund in great volume without previous notice to banks. The investment must be of a type that can be marketed quickly with little or no shrinkage in value.

### **D. Investment on other Company's Share and Debentures**

Most of commercial banks invest their excess fund to the share and debenture of the other financial and non-financial companies. Due to excess funds but least opportunity to invest those funds in much more profitable sector and to meet the requirement of NRB directives, the commercial banks purchase shares and debenture of regional development bank, NIDC and other development banks.

### **E. Liquidity**

Liquidity is the ability of bank to meet its obligations on time, especially in relation to repayment of inter-bank borrowings and customer deposits. Liquidity management is a very crucial job of commercial bank and the bank should maintain adequate amount of cash in its vault and NRB for its daily operation and administrative purpose. As per the arrangement of NRB effective from fiscal year 2004/05, the commercial banks are required to maintain cash reserve of 5% with NRB of its total deposit liability with NRB. The previous provision of cash in vault maintenance has been withdrawn now.

### **F. Capital Adequacy**

Capital is the blood of any business without which business cannot be run or established. In financial term, capital is the excess of assets over liabilities and can be defined as the wealth, which is employed for the production. Capital is required by a bank as a cushion to absorb losses, which should be borne by shareholders rather than depositors and to finance the infrastructure of the business. Capital adequacy is to maintain adequate amount of capital or fund to safeguard the money of the depositors against any possible loss. NRB requires banks to maintain a certain capital adequacy ratio based on the total risk weighted assets and the banks are supposed to meet the minimum requirement of CAR.

### **F. Off-Balance Sheet Activities**

Off balance sheet activities involve contracts for future purchase or sale of assets and all these activities are contingent obligations. These are not recognized as assets or liabilities on balance sheet. Some examples of these items are letter of credit, letter of guarantee, bills of collection etc. These activities are very important, as they are the good source of profit of bank though they have risk.

Nowadays, some economists and finance specialists to expand the modern transactions of a bank stressfully highlight such activities.

## **G. Banking Risks**

Normally, banks confront different kinds of risks, which are categorized as follows:

- **Credit Risk**

Credit risk arises whenever another party enters into an obligation to make payment or deliver value to the bank. This risk is mostly associated with the lending.

- **Liquidity Risk**

Liquidity risk arises when bank itself fail to meet its obligation. The bank required to make payments to the different parties at different times, when they fall due to other parties, it is the liquidity risk.

- **Yield Risk**

It is the risk that bank's assets may generate less income than expense generated by its liabilities.

- **Market Risk**

The risk of loss resulting from movements in the market price of financial instruments in which the bank has a position is the market risk. Such instruments include bonds, equities, foreign exchange and associated derivative products.

- **Operational Risk**

The risk of failure in the banks procedures or controls, whether from external or internal causes or as a result of error or fraud within the institution is the operational risk.

- **Ownership/Management Risk**

The risk that shareholders directors or senior management be unfit for their respective positions or dishonest

### **2.1.9 Project Appraisal**

Before providing credit to the customer, bank makes analysis of project from various aspects and angles. It will help the bank to see whether project is really suitable to invest. The purpose of project appraisal answers the following questions:

- Is the project technically sound?
- Will the project provide a reasonable return?
- Is the project in line with the overall economic objectives of the economy?

Generally, the project appraisal involves the investigation from the following aspects (Gautam, 2004: 258):

- Financial aspect
- Economic aspect
- Management / Organizational aspect
- Legal aspect

### **2.1.10 Provision of NRB for Extending Advances & Investment in Productive, Priority and Deprived Sector**

#### **Productive Sector**

Productive Sector include advances to Priority Sector and Other Productive Sector which includes advances and investment in shares and debentures of small, medium and large industries as defined in industrial enterprises act; pre-shipment credit like purchase of merchandise, processing, assembling, packaging etc.; export bill financing, advances for purchase of public transport like truck, bus, tempo etc. and agricultural/farm equipment; investments on shares and debentures of

government/semi-government or private sector agricultural insurance, go down, banking or like companies etc.

As per NRB regulation, commercial banks are required to extend 40% of the total advances to productive sector, which also includes 12% to priority sector including deprived sector.

- **Priority Sector Credit Program**

"Priority sector" is defined to include micro and small enterprises which help increase production, employment and income as prioritized under the national development plans with an objective to uplift the living standard of general public particularly the deprived and low income people by progressively reducing the prevalent unemployment, poverty, economic inequality and backwardness. Micro and small enterprises are classified into agricultural enterprises, cottage and small industries and services. In addition, other businesses as specified by NRB from time to time are also included under Micro and small enterprises. All credits extended to priority sector up to the limit specified by NRB are termed as "Priority Sector Credit."

- **Deprived Sector Lending**

"Deprived Sector" includes low income and particularly socially backward women, tribes, lower caste, blind, hearing impaired and physically handicapped persons and squatters (sukumbasi) family. All credits extended for the operation of self employment oriented micro-enterprises for the upliftment of economic and social status of deprived sector up to the limit specified by NRB is termed as "Deprived Sector Credit". "Deprived Sector Credit" is considered as integral part of priority sector credit and this credit comprise micro-credit programs and projects also.

The businesses under the Priority Sector Credit Program have been classified under the following four major heads:

- Agriculture and Agro-bases business
- Cottage and small industries

- Services
- Other business

Lending in Deprived Sector will be included in Priority Sector for the purpose of compliance test for 12% credit to Priority sector.

Deprived sector credit is advances up to Rs.30, 000 per borrower family meant for weak, poor and deprived people extended in the following manner by the commercial banks shall qualify to be included under deprived sector credit:

- Direct investment made by the commercial banks themselves in income generating employment oriented programs.
- Investments made by commercial banks in share capital of Rural Development Banks, Rural Micro Finance Development Center and other Development Banks established with an objective to extend credit to deprived sector.
- Advances to the Rural Development Banks and other Development Banks engaged in the similar poverty alleviation programs.
- Advances to Cooperatives, Non-governmental Organization and Small Farmers Cooperatives approved by NRB for carrying out banking transactions.
- Advances to Micro-Finance Institutions/ (Rural Development Banks and other financial institutions, cooperatives and non-governmental organizations approved by NRB for intermediation) stipulating the condition to disburse such credit to deprived sector only.
- Loans extended by commercial banks to development banks engaged in micro credit activities with stipulated condition to disburse the credit only to the deprived sector up to Rs. 30,000 a family shall be eligible for the purpose of inclusion under Deprived Sector Credit.

Effective from FY 2000/01, Nabil and HBL shall compulsorily extend advances to the deprived sector by 3% of its total outstanding credit while new commercial banks are required to invest 0.25% of total outstanding credit to the deprived sector.

- **Regulation relating to Loan Classification and Loan Loss Provisioning**

With an objective to minimize the possible loss of credits extended by commercial banks as provided under section 23(1) of Nepal Rastra Bank Act 2012 (with amendment) relating to development and regulation and banking system . This directive in respect of loan classification & provisioning has been issued in exercised of authority under section 56 of bank and financial institutions act 2063.

- **Classification of Outstanding Loan and Advances on the Basis of Aging**

Banks shall classify outstanding principal amount of loan and advances on the basis of aging.

- **Classification of Loans and Advances**

Loan and advance shall be classified into the following 4 categories:

#### **2.1.11 PASS**

Loans and Advances whose principal amount are not past due for a period up to 3(three) months shall be included in this category. These are classified and defined as performing Loans.

#### **Substandard**

All loans and advances that are past due for a period of 3 month to 6 month shall be included in this category.

#### **Doubtful**

All loans and advance which are past due for a period of 6 month to 1(one) year shall be included in this category.

#### **Loss**

All loans and advances which are past due for a period of more than 1(one) year as well as advances which have least possibility of recovery or considered unrecoverable and those having thin possibility of even partial recovery in future shall be included in this category.

Loans and advances failing in the category of sub-standard doubtful and loss are classified and defined as Non-Performing Loan.

Note:

- If it is appropriate in the views of the Bank management there is not restriction in classifying the loan and advances from low risk category. For instance, loan falling under sub-standard may be classified into Doubtful or loss and loans falling under Doubtful may be classified into loss category.
- The term loan and advances also includes Bills purchased and Discounted.

- **Submission of Return Relating to Classification of Loan and Advances**

Bank shall, as of the Mid of October, January, April and July, prepare the statement of outstanding loans & advances classified on the basis of aging & submit the particulars as per the enclosed Directives Form No. 3 to the Banking Operation Department & Inspection & Supervision Department of Nepal Rasta Bank within 1(one) month from the end of each quarter.

Classified Loans and Advances under the currently existing arrangement are required to be classified as per the Time Table in four phases:

- **Relating to Collateral**

All collateral used back loan & advance shall be adequate to cover up the principal and interest and shall also be legally secured. In the event of non-realization of principal and interest of loan, there must be no difficulty in acquiring the title of the collateral asset.

- **Additional Arrangement in Respect of Pass Loan**

Loans & advances fully secured by gold, silver, fixed deposit receipts and NG securities shall be included under “**pass**” category.

However, where collateral of fixed deposit receipt or NG securities or NRB Bonds is placed as security against loan for other purposes, such loans has to be classified on the basis of aging per clause 2.

- **Additional Arrangement in Respect of “Loss Loan”**

Even if the loan is not past due, loans giving any or all of the following discrepancies shall be classified as “**Loss**”.

- No security at all or security that is not in accordance with the borrower’s agreement with the bank,
- The borrower has been declared bankrupt,
- The borrower is absconding or cannot be found,
- Purchased or discounted bills are not realized within 90 days from the due date.
- The credit has not been used for the purpose originally intended.
- Owing to non- recovery, initiation as to auctioning of the collateral has passed six months and if the recovery process is under litigation.
- Loans provided to the borrowers included in the black list and where the **Credit Information Bureau** blacklists the borrower.
- Additional Arrangement in Respect of Term Loan

In respect of term loans, the classification shall be made against the entire outstanding loan on the basis of the past due period of over due installment In the event of conversion of contingent liabilities of the bank e.g. letters of credit, un-matured guarantees, in to the liability of the bank, such amount becomes recoverable from the customers. Hence, such amount shall also be classified as per the classification norms applicable to loans & advances & accordingly be provided with requisite provisioning. Prohibition to Recover Principal and Interest by Overdrawing the Current Account & Exceeding the Overdraft Limit Principal and interest on loans & advances shall not be recovered by overdrawing the borrower’s current account or where overdraft facility has been extended, by overdrawing such limit. However, this arrangement shall not be construed as prohibitive for recovering the principal & interest by debiting the customer’s account & recovery is made as such resulting in overdraft, which is not settled within one month, such overdrawn principal amount shall also be liable to be included under the outstanding loans & such loans shall be liable to be included under the outstanding loan and such loan shall be downgraded by one step from its current classification. In respect of recognition of interest, the same shall be as per the clause relating to income recognition mentioned in Directives No.4.

- **Loan Loss Provisioning**

The Loan loss provisioning, on the basis of the outstanding loans & advances and purchase classified as per this Directives, shall be provided as follows:

<b>Classification of Loan</b>	<b>Loan Loss Provision</b>
Pass	1 percent
Substandard	25 percent
Doubtful	50 percent
Loss	100 percent

Note: Loss loan provision set aside for performing loan is defined as “general loan loss provision” and loan loss provision set aside for Non- performing loan is defined as “Specific Loan Loss Provision”.

- **Additional Provisioning in the case of Personal Guarantee Loans**

Where the loan is extended only against personal guarantee, a statement of the assets equivalent to the personal guarantee amount not claimable by any other shall be obtained. Such loans shall be classified as per above and where the loans fall under the category of Pass, Substandard and Doubtful, in addition to the normal loan loss provision applicable for the category, an additional provision by 20% point shall also be provided. Classification of such loans and advances shall be prepared separately.

- **Rescheduling and Restructuring of Loan**

In respect of loans & advances falling under the category Substandard, Doubtful or Loss, banks may reschedule or restructure such loans only upon receipt of a written Plan of Action from the borrower citing the following reason:

- The internal and external causes contributing to deterioration of the quantity of loan.
- The reduced degree of risk inherent to the borrower/enterprise, determined by analyzing its balance sheet and profit & loss account in order to estimate recent cash flows & to project future ones, in addition to assessing market conditions.
- Evidence of existing of adequate loan documentation.

- An evaluation of the borrower/ enterprise's management with particular emphasis on efficiency, commitment & high standards of business ethics.

In addition to written Plan of Action for rescheduling or restructuring of loan per Clause (13.1) above, payment of interest according to the loan contract as originally specified should have been collected. The loan loss provisioning, in respect of rescheduled, restructured and swap loans, shall be provided at minimum 12.5%. Separate statement shall be prepared for loans classified & provision made as per Clause 13.3 above.

- **Provisioning Against Priority Sector Credit**

Full provisioning as per clause (11) shall be made against the uninsured priority and deprived sector loans. However, in respect of insured loans; the requisite provisioning shall be 25% of the percentage state under clause (11).

- **Adjustment in Provisioning**

Except in the following cases, banks are prohibited from making any adjustments in their loan loss provision amount:

- The loan has been completely written off:
- The principal amount of loan and interest has been fully settled by the borrower.
- Loan has been classified or reclassified and vision for loan loss is made.

However, no such adjustments shall be made in the case of reclassified loan by way of rescheduling or restructuring.

- **Action to be Taken in Cases of Noncompliance**

In cases where a bank has been found not complying the regulations in respect of loan classification and provisioning, Nepal Rastra Bank may ask for clarification. If the bank's response is not satisfactory, Nepal Rastra Bank shall initiate following action in exercise of its authority under section 23(1) of Nepal Rastra Bank Act. 2012.

Require reclassification of loan and advances and accordingly adjust the loan loss provisioning within 3 months. If the banks do not comply to the directive issued as per Sub-Clause 16.1 above, the following additional action shall be initiated in exercise of the authority under section 32 of Nepal Rastra Bank Act 2012 with amendment:

- Suspend declaration and distribution of dividends (including bonus shares)
- Suspend extension of loans
- Suspend acceptance of deposits

All earlier circulars issued by Nepal Rastra Bank relating to loan classification and loan loss provisioning have been repealed.

## **2.2 Review of Related Studies**

Shrestha, (1998) in her article "Lending operations of commercial banks of Nepal and its impact on GDP" presented the objectives to make an analysis of contribution of commercial banks' lending to the Gross Domestic Product (GDP) of Nepal. She has set a hypothesis that there has been a positive impact of lending of commercial banks to the GDP. In research methodology, she has considered GDP as the dependent variable and various sectors of lending viz. agriculture, industrial, commercial, service, general and social sectors as independent variables. A multiple regression technique has been applied to analyze the contribution.

The multiple analyses have shown that all the variables except service sector lending have positive impact on GDP. Thus in conclusion, she has accepted the hypothesis, i.e. there has been positive impact on GDP by the lending of commercial banks in various sectors of economy, except service sector investment."

Bhattarai, (2002) in his article "Something is rotten with the state of commercial banking in Nepal" starts with words like NPA, conflict of interest, merky offshore ownership, well connected defaulter, loan swapping and political obstruction to describe the commercial banks in Nepal. Mr. Bhattarai quoted the words of the Governor to describe the state of banking sector as 'terrible'. Also, he quotes one of the donor representatives involved in financial reform as "Nepal has the weakest central

bank in the developing world." As per the author, bankers with patronage could get away with getting anything they wanted approved by the regulator. He quotes Mr. Investment SJB Rana, the first governor of NRB, "only 3 out of 12 Governors actually completed their five year terms in its entire history because they were sacked for undefined exigencies." He also quotes Mr. Shovan Dev Pant, the then Executive Director of Nabil, "The financial sector is in appalling state."

Mr. Bhattarai says that all the evidences gathered for his article point to one direction the regulatory body, NRB not doing its job properly. He explains that the malaise with the financial sector was deep. As an instance, he presents Nabil Bank and its ownership. He bets on the fact that even Nabil Bank Shareholders do not know of the Bank's owners of the major block of shares. The author expects NRB to disclose this fact if they know about it.

Another example Mr. Bhattarai presents is on the profitability of the banks in the very first year. He questions their profit figures with the given state of ailing economy, where each sector is showing heavy losses. Also, the increasing trend of Nonperforming Assets (NPAs) is explained by him is a result of scam. A scam process as explained to him by an NRB official goes like this, "You put in Rs.50 million to promote a bank and then borrow Rs.500 million from it. They are not opening banks to do banking but to siphon loans for themselves." However, the author is of a view that the new directives issued on October 2001 shall improve the situation.

Here, the author has not clearly mentioned of the research methodology. The conclusions are not well supported by data. The article reflects a one sided biased view of the author and the view of NRB on this has not been taken. The conclusion made by the author has not been tested.

Aryal (2003) has submitted a thesis entitled to, "A Evaluation of credit investment and Recovery of Financial Public Enterprises in Nepal" a case study of ADB/N. His

research statement of problem was as; because of high interest rate of non institutional sources, people are unable to pay their credit at fixed time. These institutions compel them to transfer their property to the moneylender resulting himself or herself as a landless person.

ADB/N is one of the major financial institutions supporting for the people for the different purpose like agro, industries, tea, coffee, livestock farming etc. ADB/N. provides the credit for individual and cooperative sector to all collection amounts is not good. However, ADB/N has increased its effort to collect its credit. It is said that those people who really need do not receive sufficient amount of credit from ADB/N. His major findings are actual credit disbursement, collection and outstanding are increasing in decreasing rate. Yearly increase in credit disbursement is higher than that of collection. Positive relation between credit disbursement and collection that is 0.996. Targeted credit collection and disbursement fixed by planning and project department is not significantly different than the actual. Most of the customers are unaware of the policy of the bank. He recommends the borrowers should be about the credit, its use and its payment procedures and schedule; Greater attention should be given to increase the credit collection and to collect old outstanding amount of credit and renewal of it. To accelerate the collection, credit should be followed continuously in a regular interval of time. The behavioral of the personal should be strictly supervised in granting credit in proper investment proposal because of most of the bad credit disbursement is due to weak decision of the personal.

Gautam (2000) has submitted thesis entitled to, “Investment Analysis of Finance Company of Nepal” her research major objectives relevant to my research are to analyze the interest rate structure of credit. To analyze the repayment of the credits. Her findings are use of funds towards the hire purchase credit is decreasing rapidly. As the direct data of good and bad credit was not available, the credit loss provision used to analyze the credit quality. Credit loss is increasing every year significantly and should be controlled. The loss provision of some company is more alarming on

individual analysis. The company having above average credit loss provision should rethink on their investment and repayment policy

Chand (1988) has submitted his thesis entitled “Credit Disbursement and Repayment of Agriculture Development Bank Nepal. His research statement of problems are The Bank does not benefit small farmers (i.e. problem of balance development).The collection of credit is slow, so it hinders the flow of capital required to development economic growth. Objectives of the study are to see the repayment situation. To find out the growth rate of investment. To explain possible causes of non and delay repayment. He finds that there is systematic relationship between credit disbursement and repayment. The coefficient of correlation value as calculated is 0.94 which shows significance relationship. Repayment situation is satisfactory on production and agro based industry, warehouse and farm mechanization, irrigation, tea horticulture, livestock, poultry and fisheries is satisfactory.-As a recommendation given by Chand, ADB/N should play a significant role in such direction as to fulfill the credit demands of rural areas. For effective credit recovery from the borrowers or clients, credit should be channeled through the borrower groups

Joshi (1999) has studied on “Lending policy of Commercial Banks in Nepal” The main objectives of this study is to examine the role of commercial bank in its functions as well as performance: to show the relationship between deposit and loan advance, to identify major weakness of lending policy of the commercial banks and to suggest lending policy to process the utilization of the resources and they are still lazy to pay active role to utilizes these sources collected from different sectors accordance with the need of the economy. He recommended that Nepal Rastra Bank have significant role in the overall economic policy of the country NRB must take safe of lending policy and role to solve various problems, which have been arising in the banking development.

Pant (2001) has studied on “A study of Deposit and its utilization by Commercial Bank in Nepal.” The main objective of the study is to test whether lending process is

significant and to find out the way to encourage lending by increasing bank deposit. The findings of the study are: commercial banks in Nepal are not able to satisfy the financial need of the economy, commercial banks in Nepal are not playing an active role to utilize their resources collected from different sectors, according to the need of the economy. He has recommended that new branches should be opened.

Acharya (2001) has studied on "Deposit mobilization of commercial bank in Nepal". The main objective is to impact of interest rate on deposit mobilization as well as credit ratio increase or decrease as the change in interest rate. Besides this, the objective is to know the efficient utilization of the accumulated deposits. She has found out that the commercial banks have not been successful in the mobilization of the deposits collected by the commercial banks. It is because of the fact, the commercial banks have not been able to motivate and facilitate to their clients except at change in the rate of interest. The problems are to attract the savings to the maximum possible extent to channeling these savings into those sectors of the economy where there are most needed and to extending banking facilities in the country to unbanked areas. The changes of interest rates in loans are also recommended. Commercial banks should extend long term and medium term credit in addition to short term credit.

Panta (2001) in his thesis paper "A study of commercial banks deposit and its utilization" got to notice that the percentage of the total credit supplied by commercial banks within five years period (1995-2000) is more or less same while in the collection of deposits. The percentage has increased too much. Thus, the increasing gap between collection and utilization shows economic requirement and to contribute the economic upliftment of the country, commercial banks should have a fair sector wise and planned policy.

The purpose of this research is to develop some expertise in one's to see what new contribution can be made and to receive some ideas, knowledge and suggestions in

relation to credit management of NB bank. Thus, the previous studies can't be ignored because they provide the foundation to the present study. In other words, there has to be continuity in research. This continuity in research is ensured by linking the present study with the past research studies. Here, it is clear that the new research cannot be found on those exact topics, j e. Credit Management: A study on Nepal Bangladesh Bank Limited. Therefore, to fulfill this gap, this research is selected. To complete this research work: many books, journals, articles, and various published and unpublished dissertation are followed as guidelines to make the research easier and smooth. In this regard, here we are going to analyze the different procedure of credit management, which is considered only on NB bank. Our main research problem is to analyze whether the NB bank has right level of liquidity as well as is able to utilize its resources effectively or not. To achieve, this main objective, various financial and statistical tools are used. Similarly, trend analysis of investment and profit are reviewed to make this research complete. Therefore, this study is useful to the concern bank as well as different persons: such as shareholders, investors, policy makers, stockbrokers, state of government etc.

Khadka (2002) has conducted a research study on “Investment Policy of Commercial Banks” with reference to NBL, Nabil, Nepal Grindlays Bank (formerly Standard Chartered Bank) and NIBL, with an objective to evaluate liquidity, assets management and profitability position of NBL in comparison with other CBs and also to find out the relationship between deposit and total investment, deposit and loan & advances and net profit and outside assets.

Joshi (2005), on her thesis, “Investment Policy of Commercial Banks of Nepal”, has made an attempt to know and understand fund mobilization and investment policy of EBL, Nabil and BOK. The thesis work was performed with an objective of analyzing the trend of deposit utilization towards total investment and loan & advances and also to evaluate the growth ratios with other financial variables. From the study, she has concluded the following findings:

- The liquidity position of EBL is comparatively better than Nabil and BOK.

- The total investment of EBL is in between in compared to other two banks.
- Total interest earned to total outside assets of EBL is lowest of all. EBL
- The total investment of EBL is in between in compared to other two banks.
- Total interest earned to total outside assets of EBL is lowest of all. EBL has higher capital risk ratio but average credit risk ratio compared to Nabil and BOK.

On the basis of the findings, she has recommended EBL to mobilize excess idle cash and bank balance in some profitable and productive sector. She also emphasized on investing more on shares and debentures as it encourages financial and economic development of the country. She has suggested the bank to make continuous efforts to explore new, competitive high yielding investment opportunity to optimize their investment portfolio. She has also recommended bank to adopt innovative approach to marketing. In the light of growing competition in the banking sectors, the business of bank should be customer oriented. The bank should develop an innovative approach to bank marketing and formulate new strategies of serving customers in a more convenient and satisfactory way by optimally utilizing the modern technology and offering new facilities to the customers at competitive prices.

### **2.3 Research Gap**

Since the above mentioned studies offer limited findings, more extensive testing , and adjustment of necessary variables are needed in ordered to be more conclusive about the credit Management. Previous studies were directed to find the effect of the credit management of different commercial banks. Similarly, Joshi's study is unable to present the exact condition of credit management in Nepalese banking sector Nepal.

Presently, this study aims to attempt to study about credit management of Nepalese commercial banks in Nepal. The previous relevant literature related to banking business has just reviewed to support the study. In Joshi's study, he failed to study the perfect credit management of Nepalese commercial banks. This study tries to fulfill this weakness. And there is also less research made in this topic especially in banking sector.

Credit Management has very big role to sustain any banking business. It is equally important to identify the relation of performance of the banking business. So, it tries to assess the credit management of banking sector and by providing the proper atmosphere for the banking market in our country. The present study is based on five years data of commercial banks, which tries to achieve its objectives by analyzing secondary source of data. Thus, the earlier studies on these issues need to be updated and validated because of the many changes taking place in Nepalese banking sector. The current study is a supplement to overcome the weakness and limitation of previous studies.

## **CHAPTER- III**

### **RESEARCH METHODOLOGY**

#### **3.1 Introduction**

Research simply means to search again and again. It is a systematic activity to achieve truth or finding solution to a problem. It is a process of a systematic and in-depth study or research of any particular topic, subject or area of investigation backed by the collection, compilation, presentation and interpretation of relevant details or data. Methodology is the research method used to test the hypothesis. So the research methodology refers to the overall research process, which a researcher conducts during his/her study. "The purpose of research is to discover answers to questions through the application of scientific procedures. The main aim of research is to find the truth which is hidden and which has not been discovered at yet." (Kothari, 1990:7)

The basic framework of this study is descriptive as well as exploratory. In order to reach and accomplish the objectives of this study, different activities are carried out and different stages are crossed during the study period. For this purpose, the chapter aims to present and reflect the methods and techniques those are carried out and followed during the study period.

#### **3.2 Research Design**

Research Design is the plan, structure and strategy of investigation conceived so as to obtain answers to research questions and to control variances. There are many methods of research design and this study will be based on recent historical data. Mostly, secondary data and information to be collected, evaluated, verified and synthesized to reach a conclusion. To achieve the objective of this study descriptive data different journals and articles relevant with the study, annual reports of different fiscal years of concerned banks, NRB Directives, banking and financial statistics report published by NRB and other related materials are collected and studied. With the help of descriptor and research design, the study evaluates the Credit Management of Commercial Banks.

#### **3.3 Population and Sample**

There are altogether 26 commercial banks functioning all over the country at present, which are taken as a population of this study work. Among them, this study comprises only two

commercial banks namely; Bank of Kathmandu Ltd and Investment Bank Ltd, which have been selected as a sample for this research study.

### **3.4 Sources of Data**

These are secondary data and secondary data are extracted from published annual reports of the bank, published articles, journals, reports, previous related studies etc.

### **3.5 Method of Data Analysis**

In this study, various financial, mathematical as well as statistical tools have been used to make the analysis more convenience, reliable and authentic too.

#### **3.5.1 Financial Tools**

Financial tools are used to examine the financial strength and weakness of the bank. In this study, following financial tools are use

- **Loan Classification and Provisioning:**

The amount of loans in the various categories has been calculated by using the models of NRB. Likewise, for each category, the actual loan loss provisioning amount has also been calculated according to the directions laid down by NRB.

- **Liquidity Ratio:**

Liquidity ratios measure the firm's ability to meet current obligations. In fact, analysis of liquidity needs the preparation of cash budgets and cans and fund flow statements; but liquidity ratios, by establishing a relationship between cash and other current assets to current obligations, provide a quick measure of liquidity. A firm should ensure that it does not suffer from lack of liquidity, and also that it does not have excess liquidity. According to the NRB requirement, the bank has to maintain at least 5% of its total deposit liability as a balance with NRB. The prior provision of Statutory Liquidity Ratio (SLR) and vault reserve has been fully removed now.

The following ratios are evaluated under liquidity ratio:

1. Current Ratio:

$$\frac{\text{Current Assets}}{\text{Current Liabilities}}$$

2. Cash & Bank Balance to Current Assets Ratio:

$$\frac{\text{Cash \& Bank Balance}}{\text{Current Assets}}$$

3. . Loans & Advances to Current Assets Ratio

$$\frac{\text{Loan \& Advances}}{\text{Current Assets}}$$

4. Investment on Govt. Securities to Current Assets Ratio:

$$\frac{\text{Investment on Government Securities}}{\text{Current Assets}}$$

- **Investment Portfolio and Policy:**

In order to make profits, banks must invest the funds collected from depositors in various productive sectors and different form of earning assets. Though the bank may have its own policy and theory of investment, it also has to look upon the criteria or requirement defined by NRB before making any investment decisions. Just like minimum requirement of investment to be made in productive, priority and deprived sector, regulation relating to investment in shares and securities by commercial banks etc.

The following ratios are evaluated for finding out investment portfolio and investment policy of subjected banks:

**1. Total Investment to Total Deposit Ratio:**

$$\frac{\text{Total Investment}}{\text{Total Deposit}}$$

**2. Loan & Advances to Total Deposit Ratio:**

$$\frac{\text{Loan \& Advances}}{\text{Total Deposit}}$$

**3. Loan & Advances to Total Working Fund:**

$$\frac{\text{Loan \& Advances}}{\text{Total Working Capital}}$$

**4. Total Investment to Working Fund Ratio:**

$$\frac{\text{Total Investment}}{\text{Total Working Fund}}$$

### 3.5.2 Statistical Tools

Several numbers of statistical tools can be employed to examine the financial data of NIBL and BOK. Some of the statistical tools that are used for the purpose of this study are presented below;

- **Arithmetic Mean**

Most of the time when we refer to the “average” of something, we are talking about its arithmetic mean. To find out the arithmetic mean, we sum the values and divide by the number of observations. The mean can be calculated as;

$$\bar{x} = \frac{\sum x}{n}$$

Where,

$$\bar{x} = \text{Mean}$$

$$\sum x = \text{Sum of values of all observation}$$

$$n = \text{Number of elements in the sample}$$

- **Standard Deviation**

The standard deviation is the square root of the average of the squared distances of the observations from the mean. It enables us to determine, with a great accuracy, where the values of a frequency distribution are located in relation to the mean. To compute the sample standard deviation, we use the following formula;

$$\text{S.D.}(\sigma) = \frac{\sum (x - \bar{x})^2}{n}$$

Where,

$$\text{S.D.}(\sigma) = \text{Standard deviation}$$

$$x = \text{Value of each of the } n \text{ observation}$$

$$\bar{x}$$

= Mean of the sample

n = number of observations in the sample minus 1

- **Karl Pearson's Correlation Coefficient**

The Karl Pearson's correlation coefficient is one of the widely used mathematical methods of calculating the correlation or relationship between two different variables. These method summaries in one figure the degree of relationship as well as direction. It is simply denoted by "r" and it can be calculated by using the following formula;

$$\rho = \frac{N \sum xy - (\sum x)(\sum y)}{\sqrt{\{N \sum x^2 - (\sum x)^2\} \{N \sum y^2 - (\sum y)^2\}}}$$

## **CHAPTER-IV**

### **PRESENTATION AND ANALYSIS OF DATA**

Presentation and analysis of data is very important stage of research study. Its main purpose is to change the unprocessed data into understandable form. It is the process of organizing the data by tabulating and then placing that data in presentable form by using various tables, figures and sources.

Credit management is one of the most important factors that has been developed to facilitate effective performance of bank management. Credit management is the formal expression of the commercial banks goals and objectives stated in financial term for specific future period of time. Credit is the very basic indicator for determining profit.

The main purpose of the objective is to assess the credit management in selected commercial banks. Present chapter will discuss the various aspects of credit management and their actual accomplishment. Actually, credit management is a fundamental managerial tool, which is applied in commercial banks. For this respect, it will analyze the data by using various financial and statistical tools to meet the stated objectives of the study. It also compares the data between selected banks. Besides, it also presents the various funding generated from data analysis.

#### **4.1 Financial Condition of Selected Nepalese Commercial Banks**

Financial analysis assists in identifying the major strengths and weaknesses firm. It indicates whether a company has enough cash to meet its obligations ability to utilize properly their available resources. Financial analysis can also used to assess the company's liability as an ongoing enterprise and determine whether a satisfactory return is being earned for the risks return.

The necessary to find out the comparative financial condition of the banks in terms of credit practices necessary to find out the comparative credit practices in those banks. For research purpose, financial condition of both the banks in terms of credit practices, credit efficiency has analyzed the comparative credit position selected commercial banks.

#### **4.2 Credit Practices in Bank of Kathmandu and Nepal Investment Bank**

Credit practices show the lending policies and practices adopted by the selected commercial banks during the study period. It measures the ability of the organization in terms of credit practices by using historical data.

#### 4.2.1 Total Loans to Deposit Ratio

The main source of bank's lending depends on its deposit. This ratio is calculated to find out how successfully the banks are utilizing their deposits on loan and advances for profit generating activities greater ratio indicates the better utilization of total deposits. The ratios are presented in the following table.

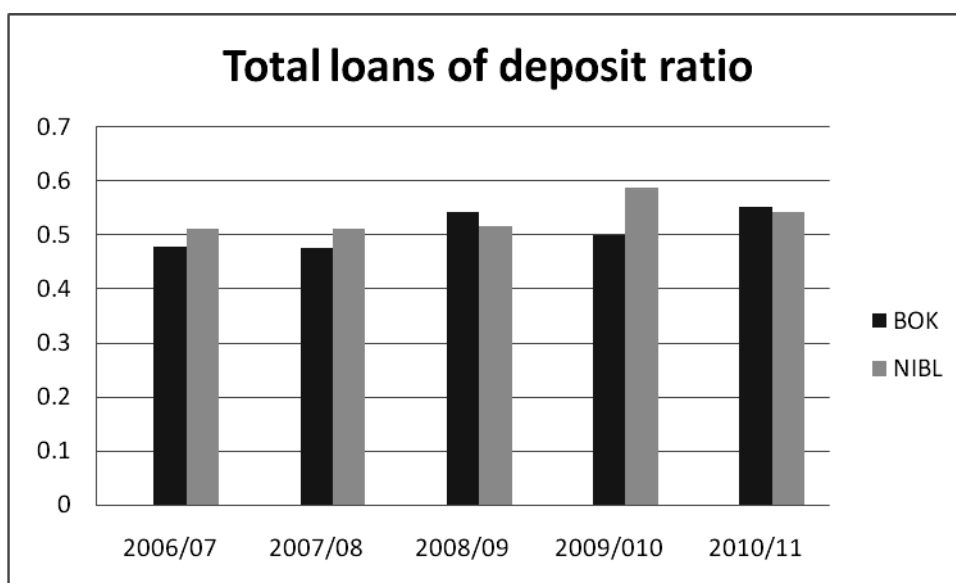
**Table No. 2**  
**Total Loans of Deposit Ratio**

FY Bank	2006/07	2007/08	2008/09	2009/010	2010/11	Mean
BOK	0.479	0.476	0.543	0.501	0.553	0.510
NIBL	0.511	0.513	0.516	0.587	0.542	0.534

Source: Annual Reports of the Companies

The table 4.1 shows that the ratio of credit deposit ratio in NIBL was 0.511, 0.513, 0.516, 0.587 & 0.542 respectively. Similarly the ratio of BOK was 0.479, 0.476, 0.543 0.501 & 0.553 respectively. In overall comparison, NIBL has the highest ratio in F/Y 2009/10 i.e. 0.587 & lowest ratio in FY 2006/07 i.e. 0.511 and BOK has observed the highest ratio 0.553 in FY2010/011 and lowest ratio 0.476 in F/Y 2007/08.

For mean point of view, NIBL has maintained higher loan & advances to total deposit. In this way, it shows that NIBL seems to be strong to mobilize its total deposit as loan & advances. However higher ratio does not mean it is always better from the point of liquidity. Both banks are capable to use more than 50% of deposit on loan and advances. If maintained this, it helps to make consistency on the profitability of the banks.



**Figure No. 1**

#### 4.2.2 Interest Income to Loans & Advances

Interest income to loan & advances is one of the major sources of income for a commercial bank. The high volume of interest income is indicator of good performance of lending activities.

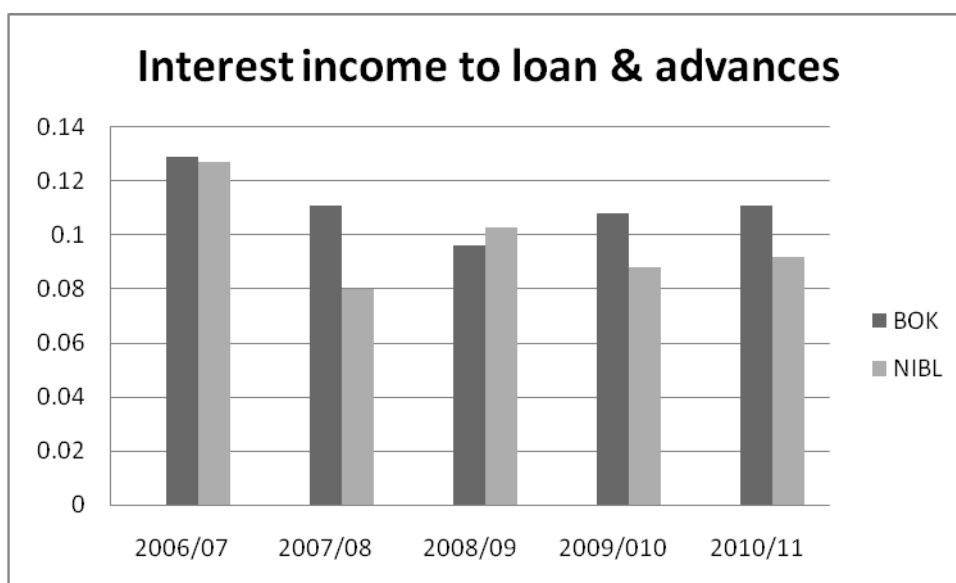
**Table No. 3**

#### Interest Income to Loan & Advances

FY Bank	2006/07	2007/08	2008/09	2009/10	2010/11	Mean
BOK	0.129	0.111	0.096	0.108	0.111	0.111
NIBL	0.127	0.080	0.103	0.088	0.092	0.098

Source: Annual Reports of the Companies

Table 4.2 shows the ratio of interest income to loan and advances of the selected companies over the study period. Interest income to loan and advances ratio of BOK ranges from the highest of 0.129 and to the lowest of 0.096 in the fiscal year 2006/07 and 2008/09 respectively. The mean ratio is 0.111, ratio of first two years are above the mean and the ratio the of fiscal year 2008/09 and 2009/10 are below the average. The mean interest income to loan and the advances of the NIBL is 0.098. Ratio of NIBL does not show clear direction. highest ratio is in the fiscal year 2006/07 and lowest in the fiscal year 0.080. The mean interest income to loan and advances ratio of BOK, it terms of the ratio BOK has best performance.



**Figure No. 2**

### 4.2.3 Non-Performing Loans to Total Loan and Advances Ratio

NRB has directed all the commercial banks to create loan loss provision against the doubtful and bad debts. But our concerned banks have not provided data on no-performing loan in Balance Sheet and Profit & Loss A/C. To measure the volume of non-performing loan to total loan & advances the main indicator of NIBL and BOK has been used. This ratio shows the percentage on non-recovery loans in total loan & advances.

**Table No. 4**

**Non-performing Loan to Total Loan and Advances (in %)**

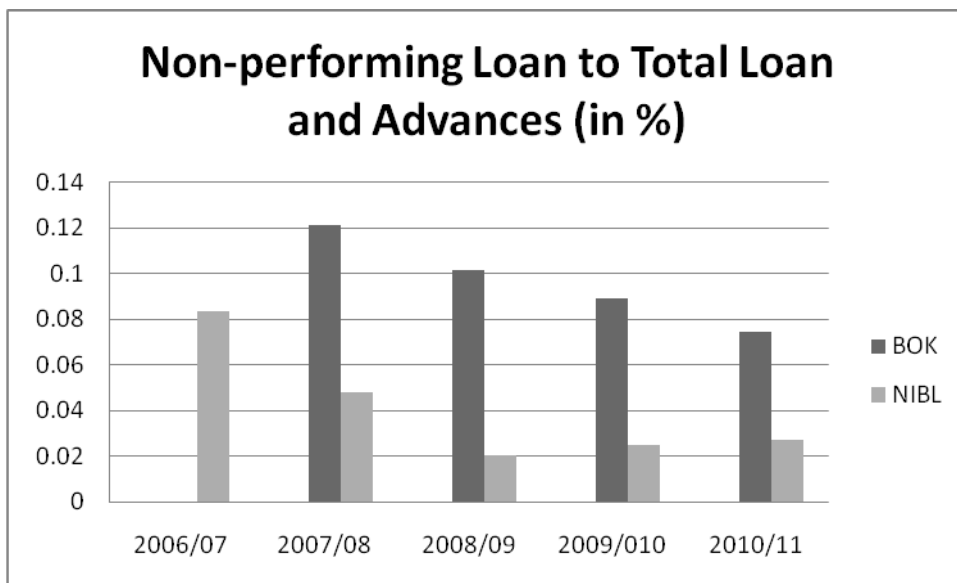
FY Bank	2006/07	2007/08	2008/09	2009/010	2010/11	Mean
BOK	-	0.121	0.101	0.089	0.074	0.096
NIBL	0.083	0.048	0.020	0.025	0.027	0.040

Source: Annual Reports of the Companies

Table 4.3 shows the Non- performing loan to total loan and advance over the study period. Ratio of BOK ranges highest of 0.121 and lowest 0.074, it shows decreasing trend in subsequent year. Likewise the ratio of NIBL ranges the highest of 0.083 and lowest 0.20, it is in decreasing trend in comparison to the fist two year of the study. The mean Non-performing loan to loan and advances of BOK and NIBL are 0.096 and 0.040. The Ratio of BOK in the fist two year above and below the average in the last two fiscal year. Ratio of NIBL in the fist

two are above the average and ratio of last three years is below the average. NIBL has the lowest nonperforming loan to total loan and advances; this NIBL is best performer than the BOK.

Banking sector is seriously affected by the non-performing loan. Both banks are not far from this above fact. If non-performing loan increases, the overall banking business will be affected. So provisioned amount will increase and profit will decrease. So, it is suggested that both banks (NIBL & BOK) to be sincere while granting loan and to do effective follow up for recovery of non-performing loan.



**Figure No. 3**

#### **4.2.4 Loans and Advances to Total Assets Ratio**

Loan & advance is the major part of total assets for the bank. This ratio indicates the volume of loans & advance out of the total assets. A high degree of the ratio indicates that the bank has been able to mobilize its fund through lending function. However lending always carries a certain risk of default. Therefore a high ratio represents low liquidity and low ratio represents low productivity with high degree for safety in terms of liquidity.

**Table No. 5**

#### **Loans & Advances to Total Assets Ratio**

FY Bank	2006/07	2007/08	2008/09	2009/10	2010/11	Mean
BOK	0.462	0.431	0.428	0.483	0.497	0.452

NIBL	0.516	0.640	0.538	0.622	0.726	0.608
------	-------	-------	-------	-------	-------	-------

Source: Annual Reports of the Companies

Table 4.4 shows that the ratio of loans & advance to total assets in five yrs for the selected companies. Loans and advances to total assets ratio of BOK ranges the highest of 0.497 in the fiscal year 2010/11 and the lowest in the fiscal year 2008/09. Here this ratio does not show any clear direction. Ratio of NIBL is highest in the fiscal year with 0.726 and lowest 0.516 in the fiscal year 2006/07. From the mean point of view, it can be said that mean ratio of NIBL has highest than BOK. It can be concluded that higher the mean ratio it indicates good lending performance. Here BOK should focus to increase loan and advances to total assets ratio to increase lending performance.

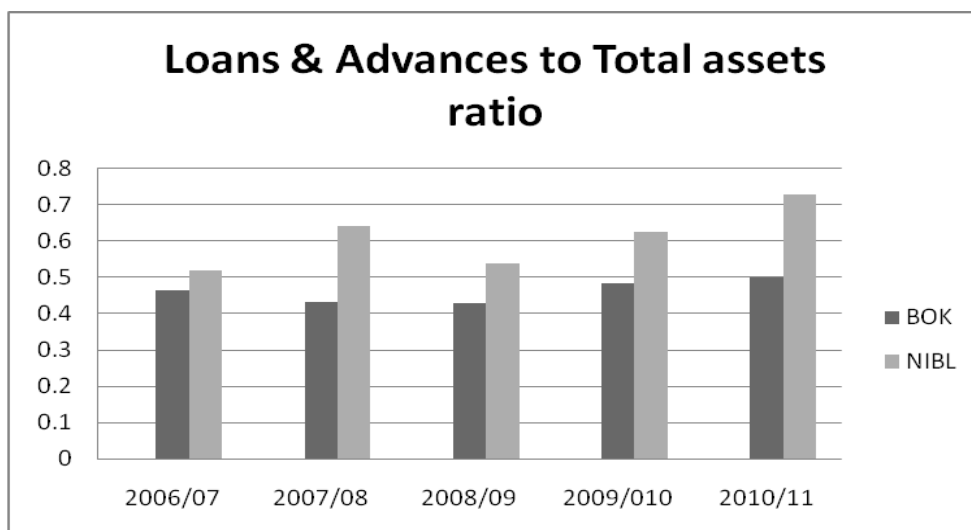


Figure No. 4

#### 4.2.5 Loan and Advances to Current Assets Ratio

Loans & advances is the major component in total assets, which indicates the ability of banks to canalize its current assets in the form of loan & advance to earn high return. If sufficient loan and advances cannot be granted, it should be pay interest on those utilized current assets funds and may lose earnings. So commercial banks provide loan & advances in appropriate level to find out portion of current assets, which is granted as loan & advances.

Table No. 6

#### Loan & Advances to Current Assets Ratio

FY Bank	2006/07	2007/08	2008/09	2009/10	2010/11	Mean
------------	---------	---------	---------	---------	---------	------

BOK	3.29	4.44	4.88	4.49	5.06	4.43
NIBL	7.68	7.12	5.48	6.43	6.09	6.42

Source: Annual Reports of the Companies

Table 4.5 shows the loan and advances to current assets of selected companies over the study period. Loans and advances to current assets ratio of BOK ranges highest of 5.06 times in the fiscal year 2010/11 and lowest 3.29 in the fiscal year 2006/07. Loan and advances to current assets ratio of BOK in the fiscal year 2006/07 is below the average and above the average in the rest of the fiscal year. This shows the increasing trend on loan and advances to current assets ratio of BOK. The Ratio of NIBL is the highest in the fiscal year 2006/07 and with 7.68 and lowest 5.48 in the fiscal year 2008/09. From the mean point of view, it can be said that mean ratio of NIBL has highest than BOK. It can be concluded that the higher the mean ratio indicates the good short term lending performance. BOK should focus to increase loan and advances to current assets ratio to increase short term lending performance.

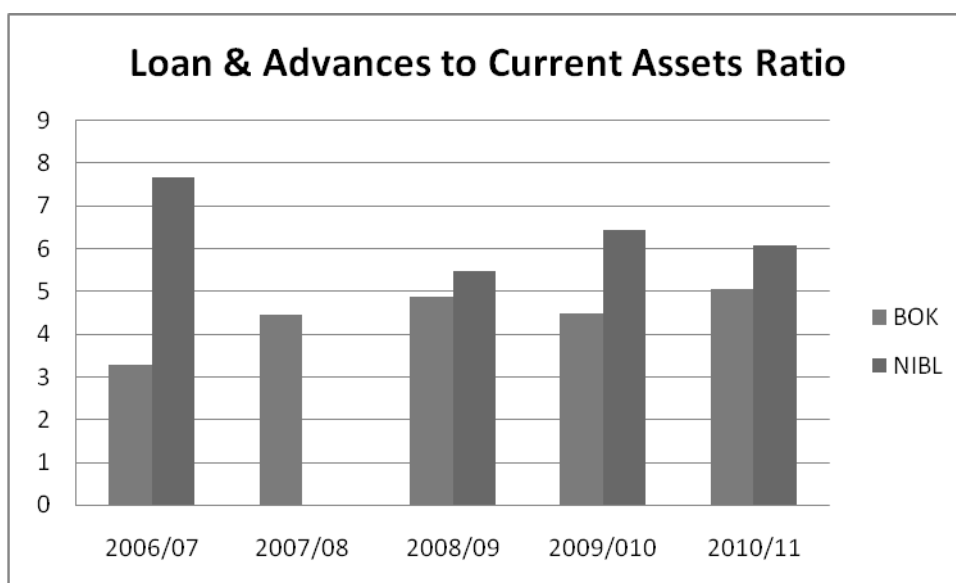


Figure No.5

#### 4.2.6 Loans Loss Provision to Total Loan and Advances Ratio

The provision for loan loss reflects the increasing probability of non-performing loan. Increase in loan loss provision decreases in profit result to decrease in dividends. But its positive impact is that strengthens the financial conditions of banks by controlling the credit risk and reduces the risks related to deposits.

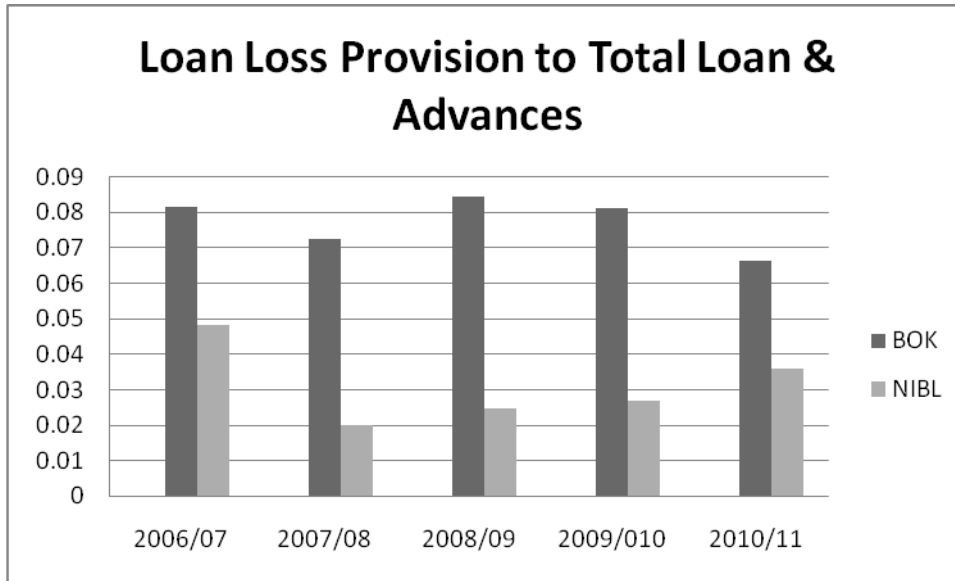
The low ratio indicates the good quality of assets in total volume of loan & advances. High ratio indicates move risky assets in total volume of loan & advances.

**Table No. 7**  
**Loan Loss Provision to Total Loan & Advances**

FY Bank	2006/07	2007/08	2008/09	2009/10	2010/11	Mean
BOK	0.0812	0.0722	0.0842	0.0809	0.066	0.0769
NIBL	0.048	0.0198	0.0247	0.0269	0.0357	0.03102

Source: Annual Reports of the Companies

Above table 4.6 shows the loan loss provision to total loan and advances of selected over the study period. Ratio of BOK ranges highest 0.0842 in the fiscal year 2008/09 and lowest 0.066 in the fiscal year 2010/11. Average ratio of BOK is 0.0769, ratio in fiscal year 2007/08 and 2010/11 are below the average and ration in fiscal year 2006/07 , 2008/09 and 2009/10 are above the average. The ratio does not give the any clear trend. Ratio of NIBL ranges highest 0.048 in the fiscal year 2006/07 and lowest 0.0198 in the fiscal year 2007/08. Here average loan loss provision to loan and advances ratio of BOK is higher than the NIBL. higher ratio indicates the increased volume of non-performing loans and vice versa. Loan loss provision of BOK is in a decreasing trend in on the fiscal year 2010/11, so the decreasing loan loss ratio indicates efficient credit policy and gradual increment on the performance of the company. Here loan loss provision to total loan and advances of NIBL is in increasing trend, which indicates increased volume of non-performing loans of NIBL; we can say this is due to the ineffective credit policy and poor performance of the company.



**Figure No.6**

### **4.3 Credit Efficiency in Bank of Kathmandu and Nepal Investment Bank Limited.**

It measures the effectiveness or activity of the company through establishing the relationship between the various assets and credit of that respective organization.

#### **4.3.1 Interest Expenses to Total Deposit Ratio**

This ratio measures the percentage of total interest paid against total deposit. A high ratio indicates higher interest expenses on total deposit. Commercial Banks are dependent upon its ability to generate cheaper fund has moves the probability of generating loans and advances and vice versa.

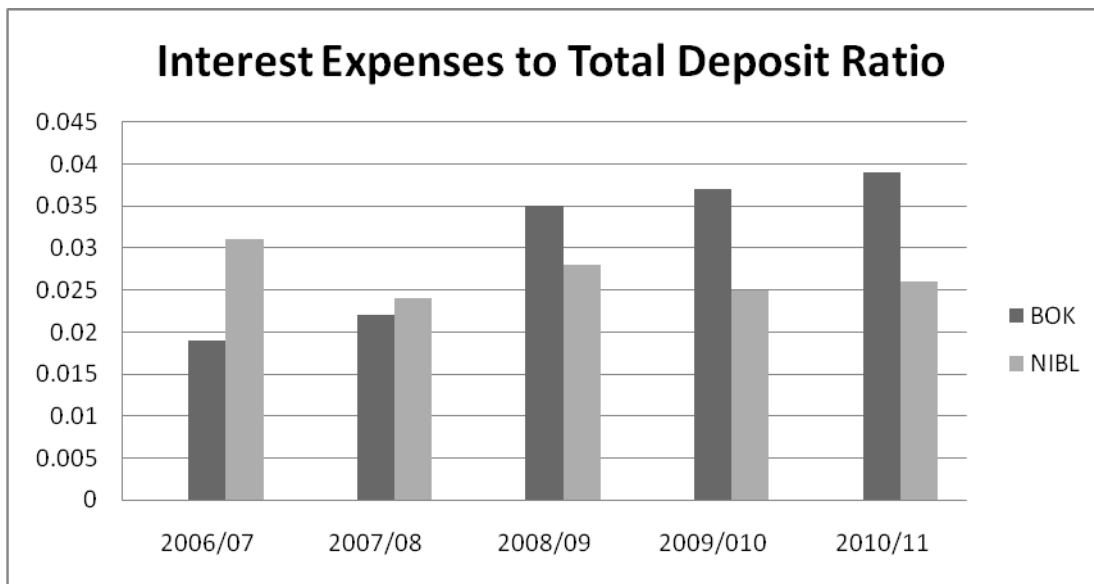
**Table No. 8**

**Interest Expenses to Total Deposit Ratio**

FY Bank	2006/07	2007/08	2008/09	2009/10	2010/11	Mean
BOK	0.019	0.022	0.035	0.037	0.039	0.030
NIBL	0.031	0.024	0.028	0.025	0.026	0.027

Source: Annual Reports of the Companies

Above table 4.7 shows the cost of deposit of selected banks over the study period. The Ratio of BOK ranges highest 0.039 in the fiscal year 2010/11 and lowest 0.019 in the fiscal year 2006/07. Average ratio of BOK is 0.030, ratio in fiscal year 2007/08 and 2006/07 are below the average and ratio in fiscal year 2008/09, 2009/10 and 2010/11 are above the average. The ratio shows the increasing trend over the study period. Ratio of NIBL ranges highest 0.031 in the fiscal year 2006/07 and lowest 0.024 in the fiscal year 2007/08. Here average interest expenses to total deposit ratio of BOK than higher than of NIBL ratio. Higher ratio indicates the increased cost of deposit. NIBL is able to collect the cheaper deposit than that of BOK.



**Figure No.7**

### 4.3.2 Interest and Expenses to Total Expense Ratio

This ratio measures the percentage of interest paid against total expenses. The high ratio indicates the low operational expenses and vice versa. The ratio indicates the costly sources of funds.

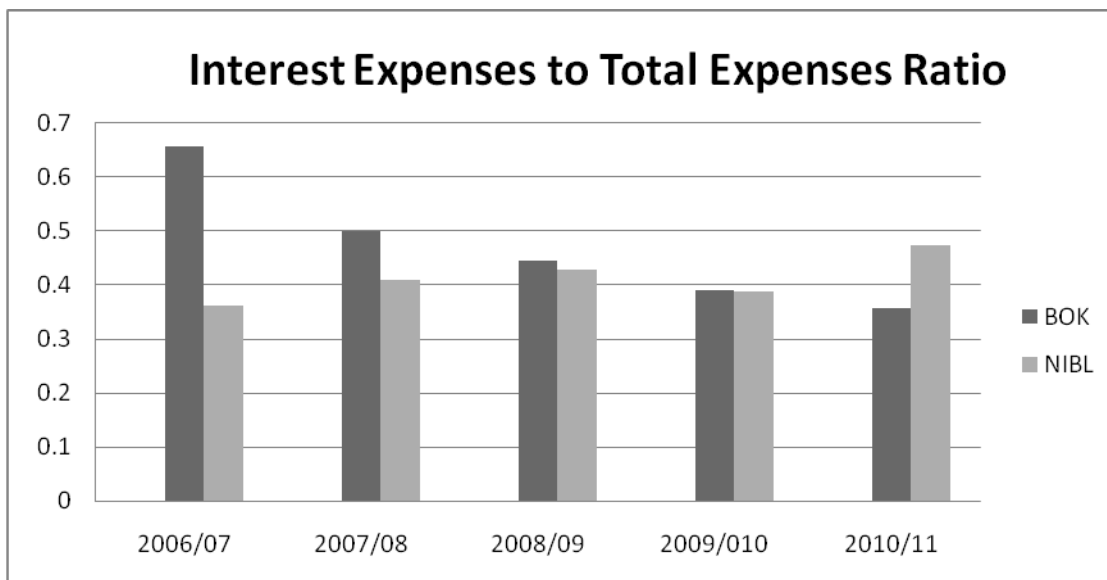
**Table No. 9**

#### Interest and Expenses to Total Expenses Ratio

FY Bank	2006/07	2007/08	2008/09	2009/10	2010/11	Mean
BOK	0.656	0.501	0.446	0.391	0.358	0.470
NIBL	0.361	0.410	0.429	0.388	0.473	0.412

Source: Annual Reports of the Companies

Above table 4.8 shows the interest expenses to total expense ratio of selected companies over the study period. Ratio of BOK ranges highest 0.656 in the fiscal year 2006/07 and lowest 0.358 in the fiscal year 2010/11. Average ratio of BOK is 0.470, ratio in fiscal year 2006/07 and 2007/08 are above the average and ratio in the fiscal year 2008/09, 2009/10 and 2010/11 are below the average. So, this shows the decreasing trend of the ratio. Ratio of NIBL ranges highest 0.473 in the fiscal year 2010/11 and lowest 0.361 in the fiscal year 2006/07. Average interest rate of NIBL is 0.412, here ratio in fiscal year 2006/07, 2009/10 and 2007/08 are below the average and ratio of remaining year above the average, it does not any clear direction. Here average interest expenses to total expenses ratio of BOK is higher.



**Figure No.8**

NIBL has low interest expenses to total expenses ratio, which shows that decrease in cost of deposit as decrease in the interest expenses to total expenses ratio decrease.

### **4.3.3 Non-Interest Bearing Deposits to Total Deposit Ratio**

This ratio measures the volume of non-interest bearing deposits to total deposit. The volume of interest expenses in total expenses represents a large portion of the total expenses. How efficiently the deposits were managed affectively in the total volume of expenses. The higher ratio is favorable but in practices, interest bearing deposits always plays a significant role in the mix of deposit liability.

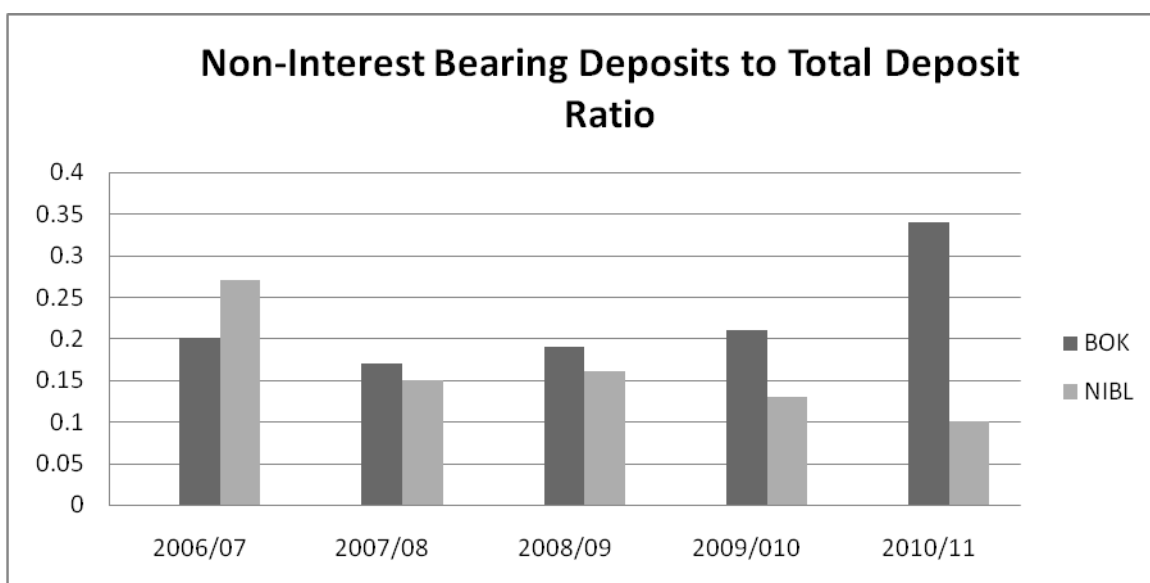
**Table No. 10**  
**Non-Interest Bearing Deposits to Total Deposit Ratio**

FY Bank	2006/07	2007/08	2008/09	2009/010	2010/11	Mean
BOK	0.20	0.17	0.19	0.21	0.34	0.22
NIBL	0.27	0.15	0.16	0.13	0.10	0.16

Source: Annual Reports of the Companies

Above table 4.9 shows non- interest bearing deposits to total deposit ratio of selected companies over the study period. Ratio of BOK is fluctuating trend, ranges the highest 0.34 in the fiscal year 2010/11 and the lowest 0.19 in the fiscal year 2007/08. Average ratio is 0.22, ratios of first four fiscal years are below the average and ratio of 2010/11 is above the average. Non – interesting bearing deposits to total deposit ratio of NIBL ranges highest 0.27 in the fiscal year 2006/07 and lowest 0.10 in the fiscal 2010/11. This shows decreasing trend on the ratio.

From the mean point of view, it can be said that BOK has highest mean ratio .In this way; the deposit mixture of BOK carries the highest level of interest bearing deposits in its deposit mixture. This major portion of non-interest bearing deposit consists of current deposits and this deposit is particularly maintained by business enterprises.



**Figure No. 9**

#### 4.3.4 Interest Income to Total Income Ratio

This ratio measures the volume of interest income in total income. The high ratio indicates the high contribution made by lending and investment whereas low ratio indicates low contribution made by lending & investment and high contribution by other fee based activities in total income.

**Table No. 11**  
**Interest Income to Total Income Ratio**

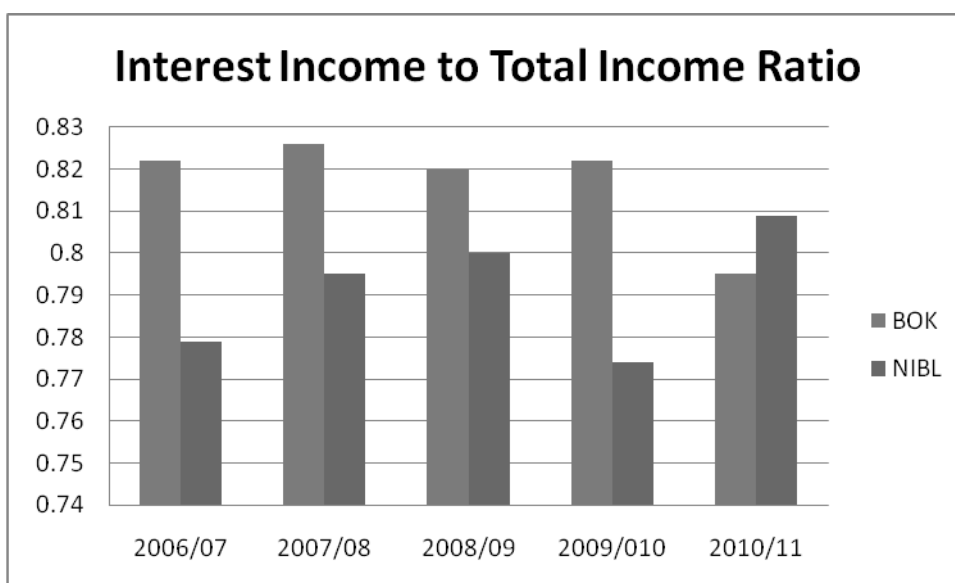
FY Bank	2006/07	2007/08	2008/09	2009/010	2010/11	Mean
BOK	0.822	0.826	0.820	0.822	0.795	0.817
NIBL	0.779	0.795	0.800	0.774	0.809	0.971

Source: Annual Reports of the Companies

Table 4.10 shows the interest income to total income ratio of selected companies over the study period. The ratio of BOK ranges highest 0.826 in the fiscal year 2007/08 and lowest 0.795 in the fiscal year 2010/11. This ratio does not show any clear direction. The average ratio is 0.817, ratio in fiscal 2008/09 and 2010/11 are below the average and ratio in rest of the fiscal year below the average. Ratio of NIBL ranges highest 0.809 in the fiscal year 2010/11 and the lowest in the fiscal year 2006/07. The average ratio is 0.791, the ratio of fiscal year 2009/10 and 2006/07 are below the average and above in the rest of the fiscal years.

From Average point of view, it can be said that BOK has high interest income to total income.

This shows that in total income of BOK and NIBL, interest income contributes 81.70% and 79.10% respectively. The lowest ratio of NIBL indicates its low dependency in fund-based activity. The highest ratio of BOK indicates greater dependency on fund-based activities.



**Figure No.10**

#### 4.3.5 Interest Suspense to Interest from Loans & Advances Ratio

Interest suspense means the interest due but not collected. This ratio measures the composition of due but uncollected interest in the total interest income from loan & advances. The high degree of this ratio indicates the low interest turnover and low degree of this ratio indicates high interest turnover. This ratio also helps to analyze the capacity of the bank in collecting the repayments of the loans & advances.

**Table No. 12**

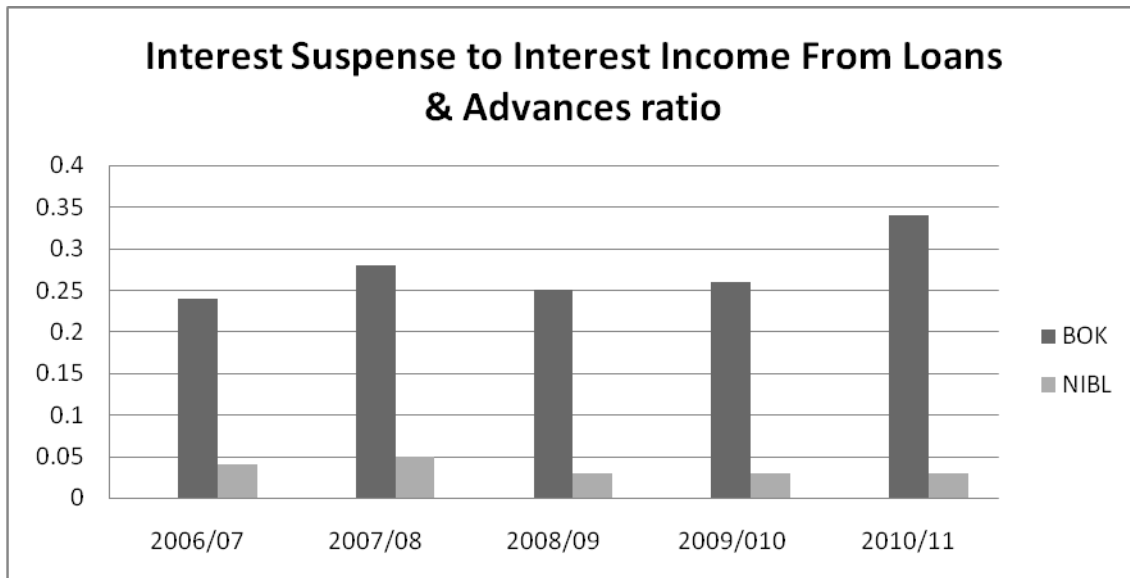
#### Interest Suspense to Interest Income from Loans & Advances ratio

FY Bank	2006/07	2007/08	2008/09	2009/010	2010/11	Mean
BOK	0.24	0.28	0.25	0.26	0.34	0.280
NIBL	0.04	0.05	0.03	0.03	0.03	0.043

Source: Annual Reports of the Companies

Table 4.11 shows the interest suspense to total income from loans and advances ratio of selected companies over the study period. Ratio of BOK ranges highest 0.34 in the fiscal year 2010/11 and the lowest 0.24 in the fiscal year 2006/07. This ratio does not show any clear direction. Average ratio is 0.280, ratio in fiscal 2008/09, 2009/10 and 2006/07 are below the average and ratio in rest of the fiscal year below the average. The ratio of NIBL ranges

highest 0.809 in the fiscal year 2010/11 and lowest in the fiscal year 2006/07. The average ratio is 0.791, ratio of fiscal year 2009/10 and 2006/07 are below the average and above in the rest of the fiscal year. From Average point of view, it can be said that BOK has high interest income to total income. This shows that in total income of BOK and NIBL, interest income contributes 81.70% and 79.10% respectively. The lowest ratio of NIBL indicates its low dependency in fund-based activity. The highest ratio of BOK indicates greater dependency on fund-based activities.



**Figure No.11**

#### 4.4 Relationship of Loans and Net Profit

Effective loans directly affect net profit volume of the organization. It is regarded as the most important profit indicator. It helps to increase the net profit volume of the company whereas weak level of loans is the signal of lower level of profit. Thus, it is logical to review the relation of loans and net profit.

For the research proposes, net profit and loans during study period (5 yrs) are averaged to get profit and loans variable. After getting profit and loans variable, then data are analyzed using person's correlation coefficient. The following table presents the correlation coefficient of the profit and loans during study period.

**Table No. 13**

#### Relationship between Loan & Advance and Net Profit in BOK: Correlation Matrix

		LOANS	Net profit
LOANS	Person correlation	1	0.9066

	N	5	5
NET PROFIT	Person correlation	0.9066	1
	N	5	5

The table 4.12 presents the correlation coefficient between loans and net profit during study period. The calculated Person's Correlation Coefficient was found 0.9066, which shows high degree of correlation. It indicates that loans and net profit were found highly related with each other. That means, increasing loans helps to increase the net profit whereas decrease in loans decreases in net profit similarly. Coefficient of determination was found to be 0.8219 which indicates that 82.19% of total change in profit has been determined by the loans. Loans have high influence on net profit of the BOK. Effective loans management helps to increase and stable the net profit of the BOK. No exception is found in case of BOK. Thus, it is logical to review the impact of various components of credit in net profit of the BOK.

**Table No. 14**

**Relationship of Loans and Net Profit in NIBL: - Correlation Matrix**

		LOANS	Net profit
LOANS	Person correlation	1	0.954
	N	5	5
NET PROFIT	Person correlation	0.954	1
	N	5	5

The table 4.13 presents the correlation coefficient between loans and Net profit during study period. The calculated Person's correlation coefficient was found 0.954, which shows high degree of positive correlation. It indicates that loans and net profit were found high related with each other. That means, increasing loans helps to increase the net profit whereas increase in loans decreases the net profit. Similarly, coefficient of determination was found to be 0.9101 which indicates that 91.01% of total change in profit has been determined by loans.

Loans have high influence on net profit of the NIBL Bank. Effective loans management directly affects to net profit of the NIBL Bank. No exception is found in case of NIBL Bank. Thus, it is logical to review the impact of various components of working on net profit.

#### 4.5 Relationship of Loans and Non-Performing Loans

Effective non-performing loans directly affect the volume of the loans of the BOK. It is regarded as the most important indicator. It helps to increase the risky in loans management of the BOK here as weak level of non-performing loans is signal of the better performance of the loans management. Thus, it is logical to review the valuation of non-performing loans & loans management.

For the research purpose, the non-performing loan and loan management during study period (5 years) are averaged to get non-performing loans and loans variables. After getting nonperforming loans and loans, then data are analyzed using Person's correlation coefficient. The following table presents the correlation coefficient of the non-performing loan and loans management during study period.

**Table No. 15**

#### **Relationship Between Loan & Non-performing Loans in BOK:-Correlation Matrix**

		Loans	Net profit
Loans	Person correlation	1	-0.666
	N	5	5
Net Profit	Person correlation	-0.666	1
	N	5	5

The table 4.14 presents the correlation coefficient between non-performing loan and loans during study period. The calculated Person's correlation coefficient was found -0.666, which shows moderate, negative correlation. It indicates that non-performing loans and loans were moderately, negatively related with each other. That means, decreasing on performance in loans management. Coefficient of determination was found 0.4436 which indicates that 44.36% of total change in loans management has been negatively determined by nonperforming loans.

Loan management has been negatively influenced by non-performing loans. Effectively loans management helps to decrease the non-performing loans. No exception is found incase of BOK Banks. Thus it is logical to review the impact of various components of working in loans management.

**Table No. 16**

**Relationship between Loan & Non-Performing Loans in NIBL:-Correlation Matrix**

		Loans	Net profit
Loans	Person Correlation	1	-0.275
	N	5	5
Net Profit	Person Correlation	-0.275	1
	N	5	5

The table 4.15 presents the correlation coefficient between non-performing loan and loans during study period. The calculated Person's correlation coefficient was found -0.275, shows low negative correlation. It indicates that non-performing loans and loans were negatively related with each other. It means, decreasing performance in loan management. Coefficient of determination was found 0.0756 which indicates that 7.56% of total change in loans management has been negatively determined by non-performing loans.

Loan management has been negatively influenced by non-performing loans. Effectively loans management helps to decrease the non-performing loans. No exception is found incase of NIBL. Thus it is logical to review the impact of various components of working in loans management.

**4.6 Impact of Loan and Advances on Net Profit**

Loans have high implication for determining net profit. Effective loans directly affect the net profit of the banks. It means that the net profit of the banks is largely depended by the loans management. Thus, it is more significance to know the impact of loans in net profit. To find out the result the five yes data (study period) of net profit, loans are averaged to get a variable of net profit & loans. Thereafter, simple regression analysis is used for computation. The following table presents the regression analysis of the independent variable loans on dependent variables net profit of the NIBL Bank.

**Table No. 17**

**Regression Analysis on Loan and Advance and Net Profit in NIBL**

Model	R	R Square	Adjusted R Square	Std. Error of the Estimate
1	.954(a)	.910	.880 35	.85203

(a) Predictors: (Constant), Loan

**Regression Equation of Net Profit (Y) on Loan and Advances (X) is given by**

Regression equation	Constant (a)	Coefficient (b)
$\hat{Y} = a + b X$	-2.499	0.25

Source Annex

Table 4.16 shows the dependency of Net profit on loans. The calculated R was found 0.954 indicates that there is high relationship dependent variable profit on independent variable loans. After considering the error term, the adjusted R square value was found 0.880 which indicates that 8.8% of the total variation in the dependent variable net profit has been explained by the independent variable loans. Thus, it can be concluded that loans is a strong determinant of net profit. Therefore management loans should seriously be taken to achieve the goal of the NIBL Bank.

The value of b is found to be 0.25, which means that, on average, 1 rupee change in total loan would result in 1.25 paisa change in the Net profit of NIBL. Given the Net profit of the NIBL for coming years, we can use the above Equation to estimate what the consumer loan of the NIBL would likely to be in the coming years.

**Table No. 18**

**Regression Analysis on Loan and Advance and Net Profit in BOK**

Model	R	R Square	Adjusted R Square	Std. Error of the Estimate
1	.907(a)	.822	.763	47.49817

(a) Predictors: (Constant), Loan

**Regression Equation of Net Profit (Y) on Loan and Advances (X) is given by**

Regression equation	Constant (a)	Coefficient (b)
$\hat{Y} = a + b X$	-164.875	-0.040

Table 4.17 shows the dependency of net profit on loans. The calculated R was found 0.907 indicates that there is high relationship dependent variable profit on independent variable loans. After considering the error term, the adjusted R square value was found 0.763 which indicates that 7.63% of the total variation in the dependent variable net profit has been explained by the independent variable loans. Thus, it can be concluded that loans is a strong determinant of net profit. Therefore management loans should seriously be taken to achieve the goal of the BOK Bank.

The value of b is found to be 0.040, which means that, on average, 1 rupee change in total loan would result in 1.4 paisa change in the Net profit of BOK. Given the Net profit of the NIBL for coming years, we can use the above Equation to estimate what the consumer loan of the NIBL would likely to be in the coming years.

#### **4.7 Trend Analysis Least Square Method**

Trend analysis is a statistical tool, which will highlight the previous trend of the financial performance and helps in forecasting the future financial results of these banks. Trend analysis shows the trend of loan and advances of seven banks for eight years. Loan and advances shows a bank's efficiency in performance of efficient utilization of the same indicates its success and profitability.

The trend analysis on loan and advances for coming year is following.

The value of Y (loan and advance) when financial is 6th year (2011/012), 7th year (2012/013) and 8th year (2013/14).

Now, Regression equation  $Y = a + b X$

Loan and advances on the 6th year

$$\begin{aligned} Y &= 483.54 + 2396.75 * 6 \\ &= 14864.04 \end{aligned}$$

Loan and advances for 7th year

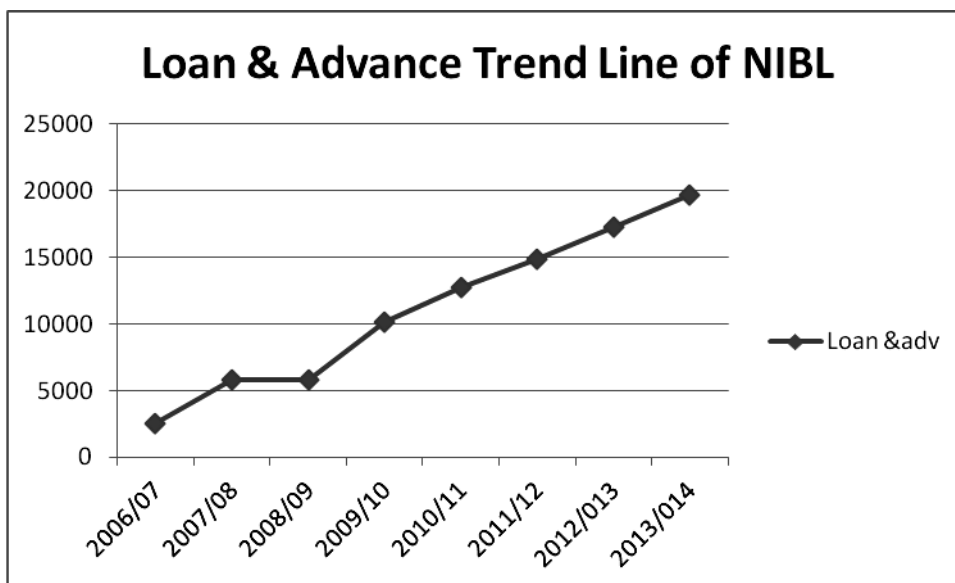
$$\begin{aligned} Y &= 483.54 + 2396.75 * 7 \\ &= 17260.79 \end{aligned}$$

Loan and advances for 8th year

$$\begin{aligned} Y &= 483.54 + 2396.75 * 8 \\ &= 19657.54 \end{aligned}$$

**Table No. 19**  
**Nepal Investment Bank Limited**

FY	2006/07	2007/08	2008/09	2009/10	2010/11	2011/12	2012/013	2013/014
Loan & Advances	2564.43	5772.14	5772.14	10126.06	12776.2	14864.04	17260.79	19657.54



**Figure No. 12**

**Loan and Advances Trend Line of Nepal Investment Bank Limited**

Based on analysis presented table that concludes loan and advances has been increasing by 2087.84 million on fiscal year 2011/12. The expected loan and advances is 14864.04 million, 17260.79 million and 19657.54 million in the fiscal years 2011/12, 2012/13 and 2013/14.

**Trend of Loan and Advances of Bank of Kathmandu Limited.**

Computation of straight line trend analysis of loan and advance of Bank of Kathmandu.

Now, Regression equation  $Y = a + b X$

Loan and advances on the 6th year

$$Y = 7422.81 + 1388.03 * 6$$

$$= 15750.99$$

Loan and advances for 7 the year

$$Y = 7422.81 + 1388.03 * 7$$

= 17139.02

Loan and advances for 8 the year

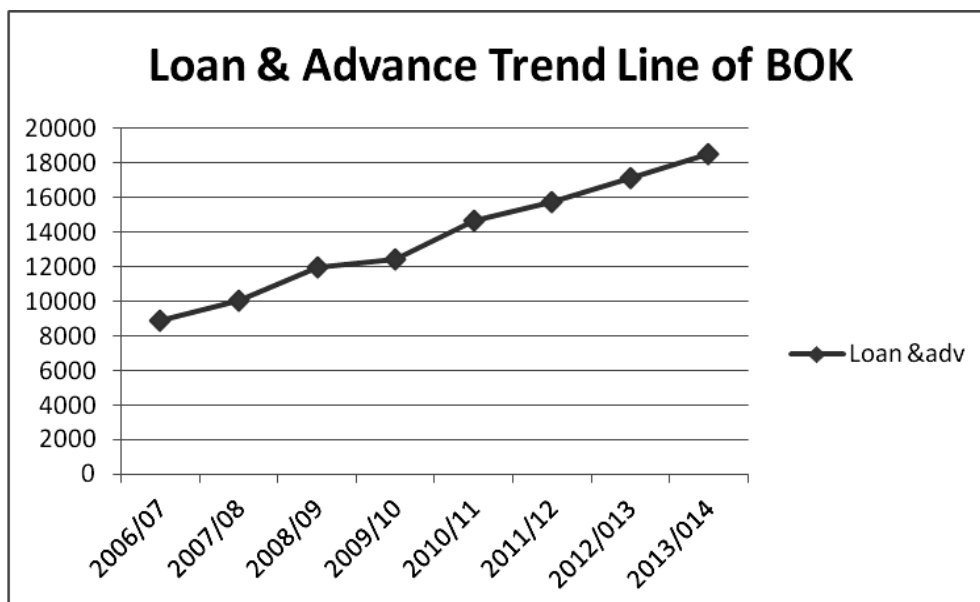
$$Y = 7422.81 + 1388.03 * 8$$

= 18527.05

**Table No. 20**

**Bank of Kathmandu Limited**

FY	2006/07	2007/08	2008/09	2009/10	2010/11	2011/12	2012/013	2013/014
Loan & Advances	8913.72	10001.85	11951.9	12424.52	14642.56	15750.99	17139.02	18527.05



**Figure No. 13**

**Loan and Advance Trend Line of Bank of Kathmandu Limited**

Based on analysis presented table that concludes loan and advances has been increasing by 108.43 million on fiscal year 2011/12. The expected loan and advances is 15750.99 million, 17139.02 million and 18527.05 million in the fiscal year 2011/12, 2012/13 and 2013/14.

**4.8 Major Findings**

- Average loan and advances ratio of BOK and NIBL is 0.510 and 0.534 respectively. NIBL has maintained higher loan & advances to total deposit. In this way, it shows

that NIBL seems to be strong to mobilize its total deposit as loan & advances. However higher ratio does not mean it is always better from the point of liquidity. Both banks are capable to use more than 50% of deposit on loan and advances. If maintained this, it help make consistency on the profitability of the banks.

- The Average interest income to loan and advances of the NIBL is 0.098. Ratio of NIBL does not show clear direction. Average interest income to loan and advances ratio of BOK is 0.111, it terms of the average ratio BOK has best performance.
- NIBL has lowest non performing loan to total loan and advances, this NIBL is best performer than the BOK. Banking sector is seriously affected by the non-performing loan. Both banks are not far from this above fact. If non-performing loan increases, the overall banking business will be affected. So provision amount will increase and profit will decrease. So, it is suggested that both banks (NIBL & BOK) to be sincere while granting loan and to do effective follow up for recovery of non-performing loan.
- Average loan and advances to total assets of BOK and NIBL 0.452 and 0.608 it can be concluded that the higher mean ratio indicates the good lending performance. Here BOK should focus to increase loan and advances to total asset ratio to increase lending performance.
- Loan and advances to current assets ratio of BOK is in an increasing trend. Average ratio of BOK and NIBL is 4.43 and 6.42. From the mean point of view, it can be said that mean ratio of NIBL has highest than BOK. It can be concluded that the higher mean ratio indicates the good short term lending performance. Here BOK should focus to increase loan and advances to current assets ratio to increase short term lending performance.
- Increase ratio indicates the increased volume of non-performing loans and vice versa. Loan loss provision of BOK is decreasing trend in the fiscal year 2010/11, so the decreasing loan loss ratio indicates efficient credit policy and gradual increment on the performance of the company. Here loan loss provision to total loan and advances of NIBL is in increasing trend, which indicates increased volume of nonperforming

loans of NIBL; we can say this is due to the ineffective credit policy and poor performance of the company.

- Average interest expenses to total expenses ratio of BOK is higher. NIBL has low interest expenses to total expenses ratio, it shows that decrease in cost of deposit as decrease in the interest expenses to total expenses ratio decrease.
- Total income of BOK and NIBL, interest income contributes 81.70% and 79.10% respectively. The lowest ratio of NIBL indicates its low dependency on fund-based activity. The highest ratio of BOK indicates greater dependency on fund-based activities
- Correlation Coefficient between the loans and advances to net profit of BOK is 0.9066; it indicates high degree of positive relationship between loans and net profit. Increasing loans helps to increase the net profit. Loans have high influence on net profit of the BOK. Effective loans management helps to increase and stable the net profit of the BOK Correlation Coefficient between the loan and advances to net profit of NIBL is 0.954; it indicates high degree of positive relation between loan and net profit. Loans have high influence on net profit of the NIBL Bank. Effective loans management directly affects to net profit of the NIBL Bank.
- Correlation coefficient between non-performing loan and loans during of BOK is - 0.666, which shows moderate, negative correlation. It indicates that non-performing loans and loans were moderately, negatively related with each other. That means, decreasing on performance in loans management. Effectively loans management helps to decrease the non-performing loans.
- Correlation coefficient between non-performing loan and loans of NIBL is -0.275; it indicates that non-performing loans and loans were negatively related with each other. Coefficient of determination was found 0.0756 which indicates that 7.56% of total change in loans management has been negatively determined by nonperforming loans. Loan management has been negatively influenced by nonperforming loans. Effectively loans management helps to decrease the nonperforming loans.

- Coefficient of determination of N value was found .880 which indicates that 8.8% of the total variation in the dependent variable net profit has been explained by the independent variable loans. Thus, it can be concluded that loans is a strong determinant of net profit. Therefore management loans should seriously be taken to achieve the goal of the NIBL Bank. The value of b is found to be 0.25, which means that, on average, 1 rupee change in total loan would result in 1.25 paisa change in the Net profit of NIBL.
- Coefficient of determination of BOK is 0.763 which indicates that 7.63% of the total variation in the dependent variable net profit has been explained by the independent variable loans. Thus, it can be concluded that loans is a strong determinant of net profit. Therefore management loans should seriously be taken to achieve the goal of the BOK Bank. The value of b is found to be 0.040, which means that, on average, 1 rupee change in total loan would result in 1.4 paisa change in the Net profit of BOK.
- Least square trend line shows the loan and advances of NIBL have been increasing with a constant growth rate of 2396.75. The expected loan and advances is 14864.04 million, 17260.79 million and 19657.54 million in the fiscal year 2011/12, 2012/13 and 2013/14.
- Least square trend line shows the loan and advances of BOK have been increasing with a constant growth rate of 1388.23. The expected loan and advances is 15750.99 million, 17139.02 million and 18527.05 million in the fiscal year 2011/12, 2012/13 and 2013/14.

## **CHAPTER – V**

### **SUMMARY, CONCLUSION AND RECOMMENDATIONS**

As the final chapter of the study, this chapter briefly explains the summary of the study, tries to fetch out findings and conclusions and attempts to offer suggestions and recommendations for strengthen the financial position of the sample banks.

#### **5.1 Summary and Conclusion**

Development of any nation depends on capital vested and mobilized in productive sectors like industries trade and business of every nook and corners of the country. In fact, the development of economy of the world is this result of substantial investment in such productive sectors In order to boost up the economy and the social life of any country, it is extremely essential to have a mechanism through which small amount of saving can be collected and transferred into efficient uses. Hence, finance plays a vital role and thus contributes in the economic development of nation and the banks provide such financial services.

The basis of business is borrowing from individuals, firms and occasionally government i.e. receiving deposit from them. With these resources and bank's own capital, banks disburse loan or extend credit and also invest in securities. Bank is an institution, which deals with the transaction of money. They perform several financial monetary and economic activities that are essential to accelerate the rate of economic growth of the country.

At present, 31 commercial banks have been operating in Nepal. After the adaptation of liberal policy by the government in 1990 number of banks and financial institutions are increasing day by day. They have been rendering high quality banking services to the people. There is cut throat competition between banks and financial intuitions.

This research has been undertaken to evaluate the credit management of commercial banks. Two banks Bank of Kathmandu Limited and Investment Bank Limited banks are under study and five year financial statements of respective banks have been used for the study. The study has been divided into five chapters which include introduction, review of literature, research methodology, data presentation and analysis and summary, conclusion and recommendation. This study mainly based in secondary data, with include published annual report and other

publication of banks. Other related information was gathered from the concerned banks, Nepal Rasta Bank, Nepal Stock Exchange, Securities Board of Nepal, different websites. The data have been analyzed by using financial and statistical tools like ratio analysis, correlation coefficient, regression analysis trend analysis etc.

The study shows that over the period, Average loan and advances ratio of BOK and NIBL is 0.510 and 0.534. Both banks are capable to use more than 50% of deposit on loan and advances. If maintained this, it help make consistency on the profitability of the banks.. Banking sector is seriously affected by the non-performing loan. Both banks are not far from this above fact. If non-performing loan increases, the overall banking business will be affected. So provision amount will increase and profit will decrease. So, it is suggested that both banks (NIBL & BOK) to be sincere while granting loan and to do effective follow up for recovery of non-performing loan. Average loan and advances to total assets of BOK and NIBL 0.452 and 0.608 it can be concluded that the higher mean ratio indicates the good lending performance. Here BOK should focus to increase loan and advances to total asset ratio to increase lending performance. Loan and advances to current assets ratio of BOK is in increasing trend. Here BOK should focus to increase loan and advances to current assets ratio to increase short term lending performance. Loan loss provision of BOK is decreasing trend in the fiscal year 2011/12, so the decreasing loan loss ratio indicates efficient credit policy and gradual increment on the performance of the company. Here loan loss provision to total loan and advances of NIBL is in increasing trend, which indicates increased volume of nonperforming loans of NIBL; we can say this is due to the ineffective credit policy and poor performance of the company. Total income of BOK and NIBL, interest income contributes 81.70% and 79.10% respectively. The lowest ratio of NIBL indicates its low dependency in fund-based activity. Correlation Coefficient between the loans and advances to net profit of BOK is 0.9066 and Correlation Coefficient between the loan and advances to net profit of NIBL is 0.954. Correlation coefficient between non-performing loan and loans during of BOK is -0.666, Correlation coefficient between non-performing loan and loans of NIBL are -0.275. Effectively loans management helps to decrease the non-performing loans. The value of b is found to be 0.25, which means that, on average, 1 rupee change in total loan would result in 1.25 paisa change in the Net profit of NIBL. Least square trend line shows the loan and advance of NIBL have been increasing with a constant growth rate of 2396.75. Least square trend line shows the loan and advances of BOK have been increasing with a constant growth rate of 1388.23.

## 5.2 Recommendation

The findings of the study reflect both positive and negative results with respect to the financial performance of the sampled banks. But the recommendations have been presented for the improvement of the negative of the banks. As per the above conclusion the following suggestions can be concluded for the banks:

- a) Both banks should try to increase the loan and advances to deposit; here they have maintained more the 50%. High ratio shows the capability of bank on mobilizing its total deposit as loan and advances.
- b) Banking sector is seriously affected by the non-performing loan. Both banks are not far from the above fact. If non-performing loan increases, the overall banking business will be affected. Banks should sincere while granting loan and to do effective follow up for recovery of non- performing loan.
- c) Average loan and advances to total assets of BOK is below 50%. So, BOK should focus to increase loan and advances to total asset ratio to increase lending performance.
- d) Banks should do lot exercise in more credit creation and reducing the interest rate for loan and advances. This will help them to maintain more competitive.
- e) Banks could do better by offering modern banking facilities and new product for the development of banking industry.
- f) Provision on doubtful loan should be maintaining as per the directives of Nepal Rastra bank.
- g) Other recommendation for the achievement of target goals and objective of commercial banks. From above study, analysis and observation with facts we must conclude with a reasonable realistic solution. Some of important and valuable suggestion for strengthening of commercial bank establishment, sustainable growth. Commercial banks have to channelized fund by gradually shifting priorities from consumer loan to the productive sector to help for capital formation in the country. Commercial banks have to improve their quality of services. They have to shift their focus from urban areas to rural areas, where they can collect.

## BIBLIOGRAPHY

- Baidhya, S. (1997). *Banking Management*. Kathmandu: Monitor Nepal
- Bajracharya, B. C. (1998). *Basic Statistics*. Kathmandu: M.K. Publishers and Distributors.
- Bhandari, D. R. (2003). *Banking and Insurance Management*. Kathmandu: Ayush Prakashan.
- Dahal & Kumar. (1999). *A Handbook to Banking*. Kathmandu: Time Graphics Printers
- Johnson, E. (1985). *Commercial Bank Management*. New York: The Dryden Press.
- Khubchandani, B. S. (2000). *Practice and Law of Banking*. New Delhi: Macmillan India Ltd.
- Kothari, C. R. (1990). *Research Methodology: Method and Techniques*. New Delhi Wiley Eastern Limited. Publishing House.
- Pant, Y. P. (1970). *Problem in Fiscal and Monetary Policy*. Kathmandu: Sahayogi Prakashan
- Parker J. S. (1973). *Teach Your Self Book Banking*. London: St. Poul Publication
- Radhaswami & Vasudevan. (1987). *A Textbook of Banking*. New Delhi: S. Chand & Co. Pvt. Ltd.
- Vaidya, S. (1999). *Banking Management*. Kathmandu: Monitor Nepal.
- Wolff, H. K. and Pant, P. R. (2000). *Social Science Research and Thesis Writing*. Kathmandu: Buddha Academic Enterprises.

### Journals, Articles & Reports

- Bank of Kathmandu Limited: *Annual Reports. (2006/007 to 2010/11)*. Kathmandu
- Nepal Investment Bank Limited: *Annual Reports. (2006/07 to 2010/11)*. Kathmandu.
- Nepal Rastra Bank: (2005) *Banking and Financial Statistics*, Kathmandu:
- Nepal Rastra Bank *Banks and Financial Institutions Act (2006)*. NRB, Kathmandu:
- Joshi, S. (2006). *Healthy Banking Sector Fuels Economic Growth. The Himalayan times*.
- NRB (2005). *Macro-Economic Indicators of Nepal*. Kathmandu.
- Shrestha, S. (1998). *Lending operations of commercial banks of Nepal and its impact on GDP. The Business Voice of Nepal*.

### Thesis

- Acharya, N.B (2001). *Deposit mobilization of commercial bank in Nepal*. An Unpublished Master's Thesis, submitted to Central Dept of Management, TU
- Aryal, K.N (2003). *A Evaluation of credit investment and Recovery of Financial Public Enterprises in Nepal a case study of ADB/N*. An Unpublished Master's Thesis,  
submitted to Central Department of Management, Tribhuvan University.
- Chand, G. B (1988). *Credit Disbursement and Repayment of Agriculture Development Bank*

*Nepal*. An Unpublished Master's Thesis, submitted to Central Department of Management, T.U.

Gautam, R. (2000). *Investment Analysis of Finance Company of Nepal*. An Unpublished Master's

Thesis, submitted to Central Department of Management, TU Joshi, J. (2005).

*Investment Policy of Commercial Banks of Nepal*. An Unpublished Master's

Thesis, submitted to Central Department of Management, T.Ursity. Joshi, R. (1999). *Lending policy of Commercial Banks in Nepal*. An Unpublished Master's Thesis, submitted to Central Department of Management, T. U.

Khadka, A. (2002). *Investment Policy of Commercial Banks*. Unpublished Master's Thesis, submitted to Central Department of Management, Tribhuvan University.

Pant U. R (2001). *A study of Deposit and its utilization by Commercial Bank in Nepal*. An Unpublished Master's Thesis, submitted to Central Department of Management, Tribhuvan University.

Panta, R. P (2001). *A study of commercial banks deposit and its utilization*. An Unpublished Master's Thesis, submitted to Central Department of Management, TU

### Websites

[www.nrb.org](http://www.nrb.org)

[www.niblbank.com](http://www.niblbank.com)

[www.edunepal.com](http://www.edunepal.com)

[www.onlinethesis.com](http://www.onlinethesis.com)

[www.investopedia.com](http://www.investopedia.com)

## APPENDICES

### Appendix - 1

(Withdrawn from Annual report and using SPSS Program- Computer office Package program)

#### Sample Ratios

(Rs in Million)

SN	Name of Banks	Year				
		2007	2008	2009	2010	2011
1	<b>BOK</b>					
	Total loans of deposit ratio	0.479	0.476	0.543	0.501	0.553
	Interest income to loan & advances	0.129	0.111	0.096	0.108	0.111
	Non-performing Loan to Total Loan and Advance	-	0.121	0.101	0.089	0.074
2	<b>NIBL</b>					
	Total loans of deposit ratio	0.511	0.513	0.516	0.587	0.542
	Interest income to loan & advances	0.127	0.080	0.103	0.088	0.092
	Non-performing Loan to Total Loan and Advance	0.083	0.048	0.020	0.025	0.027

## Appendix - 2

### Comparative Balance of Bank of Kathmandu

(Rs. In '000)

Particulars	Year				
	2006/07	2007/08	2008/09	2009/010	2010/11
<b>Capital and Liabilities</b>					
Capital	463580900	463580900	463,580,900	463,580,900	603141300
Reserves and Surplus	115552336	187164330	257,156,916	376,152,981	378837432
Debenture & bond	0	0	0	0	200000000
Deposit	6170711570	7741645424	8,975,780,868	10,485,359,239	12388927294
Borrowing	498235860	912150000	6000000	200,000,000	730000000
Bills Payable	35144115	38709420	6,000,000	553,180,000	25776722
Other Liabilities	161592168	153094598	84,663,877	89,723,005	107840825
<b>Total Liabilities</b>	7444816949	9496344672	90,663,877	12,167,996,125	14570098804
<b>Assets</b>					
Cash Balance	157400326	139220903	161,469,654	184,019,718	219042572
Bank Balance	535311784	643662038	417,867,022	349,295,702	1096861369
Money At call	30350300	272321000	161,183,806	195,381,672	259278628
Investment	1816148858	2477409627	2,598,253,410	3,374,711,966	2992433866
Loan and Advances	4542700202	5646698444	5,912,579,472	7,259,082,579	9399327617
Fixed Assets	93641781	83625007	95,230,942	110,745,198	320846395
Other Assets	269263698	233407653	188,987,432	203,688,954	282308357
<b>Total Assets</b>	7444816949	9496344672	90,663,877	12,167,996,125	14570098804
<b>Expenses</b>					
Interest Expenses	276705159	286297050	241,639,164	308,155,647	339181011

Staff Expenses	51681518	47726373	53,822,309	59,119,564	69740384
Office Expenses	71834328	85828545	99,190,178	117,591,235	138429941
Exchange loss	0	0	0	0	0
Non operating expenses	0	0	0	0	0
Bad debt written off	0	0	0	0	0
Loan loss Provision	82611649	101263085	133,916,898	78,381,056	81894981
Provision for NBA	0	0	0	0	0
Provision for Staff Bonus	13571339	20516155	22,699,217	30,120,837	38341169
Provision for Income Tax	40014391	57172203	64,763,233	93,235,553	121024706
Total Expenses	536418384	598802411	616,030,999	686,603,892	241260883
<b>Income</b>					
Interest Income	496808827	567096226	607,095,662	718,121,378	819003947
Commission and Discount	60745881	77707811	70,324,226	70,776,158	97431129
Exchange Income	49731575	64046314	72,114,868	78,955,495	80826013
Non operating Income	23053	15459800	(468,771)	1,090,139	(2779849)
Other Income	11236710	1966448	6,494,735	16,967,545	19002897
Total Income	618546046	726276599	755,560,720	885,910,715	194480190
Net Profit/(Loss)	82127662	127473189	139529721	202440627	262386980

### Appendix - 3

## Comparative Balance of Nepal Investment Bank

(Rs. In '000)

Particulars	Year				
	2006/07	2007/08	2008/09	2009/010	2010/11
<b>Assets</b>					
Cash and Bank Balance	926535	1226923	1340481	2335521	2441514
Money at call and short Notice	1745240	4172483	4164189	5672869	6868650
Loan and advances	5921788	7338566	10453164	13178152	17769100
Fixed assets	191116	249788	320592	343450	759456
Other assets	379216	476177	202226	210090	234797
Total assets	9163895	13463937	16390652	21732081	28073517
<b>Liabilities</b>					
Borrowing from bank/ debenture	6829	361500	350000	550000	800000
Deposit	7922766	11524680	14254574	18927306	24488856
Other Liabilities	446111	6400269	278796	437392	423866
provisions for risk	149647	208441	327108	401944	482673
Total Liabilities	8525359	12734889	15210479	20316642	26195394
Net assets	638542	729048	1180173	1415440	1878124
Authorized capital	295293	295293	587739	590586	801353
<b>Profit capitalization</b>					
Reserves fund	314845	419092	567511	778904	955417
P/l a/c	28404	14663	24924	45950	121354
Total share holder fund	638542	729048	1180173	141440	1878124
<b>Profit and Loss Account</b>					
Loan, Borrowing and Overdraft	421847	663016	769195	964689	1302122
Others	37662	68387	117605	208053	282865
Interest Expenses	-189214	-326202	-354549	-490947	-685530

Net Interest Income	270295	405201	532251	681795	899457
foreign Exchange Income	50834	87980	102518	125747	135355
Commission Income	40811	55747	93551	115942	163899
Other Operating Income	26288	36816	53567	46607	114096
Non Operating Income	487	1768	6192	391	1426
Total Income	388715	587512	791079	970482	1314233
Staff Expenses	61288	89749	97004	120664	145371
Operating Expenses	108038	149479	182915	190605	243431
<b>Non Operating Expenses</b>					
Staff Bonus	18905	25719	37075	50491	72338
Total Expenses	188231	264947	316994	361760	461139
Profit Before Tax	200484	322565	474085	608722	853094
Provision For Bad Debts	30335	91092	140409	103808	129719
Income Tax	53332	78801	101529	154378	221977
Profit After Tax	116817	152671	232147	350536	501399

## Appendix - 4

### Sample Report

#### Calculated by using SPSS Program

#### Correlations

#### Descriptive Statistics

	Mean	Std. Deviation	N
Loan and Advance	6494.4680	1911.79091	5
Net Profit	162.7800	70.32015	5

#### Correlations

		Loan and Advance	Net Profit
Loan and Advance	Pearson Correlation	1	.994**
	Sig.(2-tailed)		.001
	Sum of Squares and Cross-products	1.462E7	534619.605
	Covariance	3654944.493	133654.901
	N	5	5
Net Profit	Pearson Correlation	.994**	1
	Sig. (2-tailed)	.001	
	Sum of Squares and Cross-products	534619.605	19779.694
	Covariance	133654.901	4944.923
	N	5	5

\*\* Correlation is significant at the 0.01 level (2-tailed).

## Appendix - 5

### Sample Report

#### Calculated by using SPSS Program

#### Regression

##### Variables Entered/Removed b

Model	Variables Entered	Variables Removed	Method
dimension 0 1	Net Profit a		Enter

a. All requested variables entered.

b. Dependent Variable: loan and advance

##### Model Summary

Model	R	R Square	Adjusted R Square	Std. Error of the Estimate
dimension 0 1	.954 a	.910	.910	237.83721

a. Predictors: (Constant), Net Profit

##### ANOVA b

Model	Sum of Square	df	Mean Square	F	Sig.
1 Regression	1.445E7	1	1.445E7	255.453	.001 a
Residual	169699.622	3	56566.541		
Total	1.462E7	4			

a. Predictors: (Constant), Net Profit

b. Dependent Variables: Loan and Advance

##### Coefficients a

Model	Unstandardized coefficients		Standardized Coefficients	t	Sig.
	B	Std. Error	Beta		
1	2094.735	295.112	.994	7.098	.006
(Constant)	27.029	1.691		15.983	.001
Net Profit					

a. Dependent Variable: loan and advance

## Appendix - 6

### Correlation between Loan & Advances and Net Profit of Bank of Kathmandu

Sample calculation of Expected Return ( $\bar{X}$ ), Standard deviation ( $\sigma$ ) and coefficient of variation (C.V.) is presented bellows;

	Loan & Advance	Net Profit	$X - \bar{X}$	$Y - \bar{Y}$	$X^2$	$Y^2$	$xy$
	4454.7	8212.77	-2039.75	5106.594	4160572	26077302	-10416165
	5446.69	1274.73	-1047.76	-1831.446	1097797	3354194	1918912.2
	5912.57	1395.29	-581.878	-1710.886	338582	2927131	995526.92
	7259.08	2024.4	764.632	-1081.776	584662.1	1170239	-827160.5
	9399.2	2623.69	2904.752	-482.486	8437584	232792.7	-1401502
Total	32472.24	15530.88	0	0.00	14619197	33761660	-9730388
Mean	6494.448	3106.176					

Here,

$$\text{Total return } (\sum X) = 32472.24$$

$$\text{Expected Return } (\bar{X}) = \frac{\sum X}{N} = 6494.448$$

Where

N = Number of observation = 5

$\bar{X}$  = Expected return of the historical data

X = Return of the historical data

$$\text{S.D.}(\sigma) = \sqrt{\frac{1}{N} \sum (X - \bar{X})^2}$$

$$\text{Correlation } (r) = \frac{\sum XY}{\sqrt{\sum X^2} \sqrt{\sum Y^2}} = 0.907$$

$$\text{Correlation } (r) = \frac{\sum xy}{\sqrt{\sum X^2} \sqrt{\sum Y^2}}$$

and,

$$r^2 = 0.822, \quad \text{adjusted } r^2 = 0.763, \quad \text{standard error} = 47.49817$$

## Appendix - 7

### Sample Report

## Calculated by using SPSS Program

### Means

#### Case Processing Summary

	Cases					
	Included		Excluded		Total	
	N	Percent	N	Percent	N	Percent
Loan and Advance *Net Profit	5	100%	0	0.0%	5	100%

### Report

#### Loan and Advance

Net Profit	Mean	N	Std. Deviation	Std. Error of Mean
82.13	4454.7000	1		
127.47	5446.6900	1		
139.53	5912.5700	1		
202.40	7259.0800	1		
262.37	9399.3000	1		
<b>Total</b>	<b>6494.4680</b>	<b>5</b>	<b>1911.79091</b>	<b>854.97889</b>

### Appendix - 8

#### Trend Analysis

Regression Equations of y on x is  $y_1 = a + bx_1$  (Using SPSS Program-  
Computer office package program)

Where, a = Regression constant, b = Regression coefficient (Slope of the regression line)

According to the principle of least squares, two normal equations for estimating two  
numerical constants a and b are given by,

$$\Sigma Y = na + b\Sigma X \quad \text{and} \quad \Sigma XY = a\Sigma X + b\Sigma X_2$$

Remaining all equations solved by SPSS program.