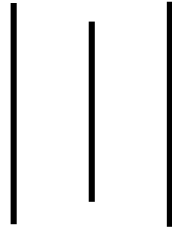


**DIVIDEND AND ITS IMPACT ON SHARE MARKET
PRICE: IN THE CONTEST OF NEPAL**



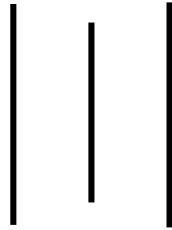
By:

Suvekshya Dhakal

Central Department of Management

Campus Roll No.: 146/064

T.U. Regd. No.: 7-2-506-14-2004

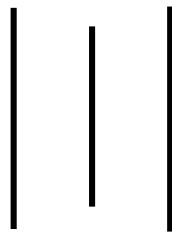


A Thesis Submitted to:

Office of the Dean

Faculty of Management

Tribhuvan University



*In partial fulfillment of the requirement for the degree of
Master of Business Studies (MBS)*

Kathmandu, Nepal

December, 2011

DECLARATION

I hereby declare that the work reported in this thesis entitled “**Dividend and its Impact On Share Market Price: in the context of Nepal**” submitted to office of the Dean, Faculty of Management, Tribhuvan University, is my Original work done in the form of partial fulfillment of the requirement for the degree of Master Of Business Studied (MBS) under the supervision of Mr. Ajay Prasad Dhakal of Tribhuvan University, Kirtipur

.....
.....
Suvekshya Dhakal
Tribhuvan
University
Campus Roll No: -
146
T.U Regd No:- 7-2-506-
14-2004

ACKNOWLEDGMENT

I would like to express my deep and sincere thanks to my respective thesis supervisor Mr. Ajay Prasad Dhakal, Tribhuvan University for his continuous guidance and valuable suggestions throughout my research work. I am grateful to express profound gratitude to my respective teachers of Management Department. I also express my sincere thanks to administrative staffs and all the library staffs of Tribhuvan University.

I like to express my special thanks to all my friends in helping me to complete this thesis specially Ms. Sita Gurung, Mr. Abhaya Rana and Ms. Rashmi Maskey.

Finally I would like to express special thanks to all my family members for their kind support and suggestions to complete this thesis.

.....

University

146

14-2004

Suvekshya Dhakal
Tribhuvan

Campus Roll No: -

T.U Regd No:- 7-2-506-

TABLE OF CONTENTS

| | Page No. |
|--|-----------------------------|
| Recommendations | |
| Vice-Voce Sheet | |
| Declaration | |
| Acknowledgment | |
| Table of Content | |
| List Of Tables | |
| List of Figures | |
| Abbreviations | |
| | |
| CHAPTER-I | INTRODUCTION |
| 1.1 General Background of the study | 1 |
| 1.1.1 Profiled of the sampled banks | 6 |
| 1.2 Statement of the problem | 8 |
| 1.3 Objectives of the Study | 10 |
| 1.4 Significance of the study | 10 |
| 1.5 Limitation of the Study | 11 |
| 1.6 Study Plan | 12 |
| | |
| CHAPTER-II | REVIEW OF LITERATURE |
| 2.1 Conceptual Framework | 14 |
| 2.1.1 Dividend | 14 |
| 2.1.2 Dividend Payout Schemes | 15 |
| 2.1.3 Forms Of Dividend | 17 |
| 2.1.4 Dividend Payment Procedure | 22 |
| 2.1.5 Factor Affecting Dividend Policy | 22 |
| 2.2 Review Of Empirical Work | 24 |
| 2.3 Review of Major Studies in Nepal | 35 |
| 2.4 Concluding Remarks | 42 |
| | |
| CHAPTER-III | RESEARCH METHODOLOGY |
| 3.1 Research Design | 43 |

| | |
|-------------------------------|----|
| 3.2 Population and Sample | 43 |
| 3.3 Sources of Data | 43 |
| 3.4 Data Collection Procedure | 44 |
| 3.5 Period Covered | 44 |
| 3.6 Tools for Analysis | 44 |
| 3.6.1 Financial Tools | 44 |
| 3.6.2 Statistical Tools | 46 |

CHAPTER-IV DATA PRESENTATION & ANALYSIS

| | |
|---|----|
| 4.1 Secondary Data Analysis | 50 |
| 4.1.1 Earning Per Share | 50 |
| 4.1.2 Dividend Per Share | 52 |
| 4.1.3 Market Price Per Share | 54 |
| 4.1.4 Dividend Payout Ratio | 56 |
| 4.1.5 Dividend Yield Ratio | 58 |
| 4.1.6 Simple Correlation & Regression Analysis | 60 |
| 4.1.6.1 DPS and EPS | 60 |
| 4.1.6.2 MPS and DPS | 63 |
| 4.1.6.3 MPS and DPR | 65 |
| 4.1.7 Multiple Correlation & Regression Analysis | 67 |
| 4.2 Primary Data Analysis | 68 |
| 4.2.1 Reasons for Paying dividend | 68 |
| 4.2.2 Effect of dividend distribution | 70 |
| On market price per Share | |
| 4.2.3 Factors for dividend Practice | 71 |
| 4.2.4 Major Motive for Cash Dividend | 72 |
| 4.2.5 Dividend Practice Followed | 74 |
| 4.2.6 Indifference By Nepalese Shareholders | 76 |
| 4.2.7 Suggestion in case of no cash to pay Dividend | 77 |
| 4.2.8 Impact Of Dividend on Liquidity | 78 |
| 4.2.9 Suggestion for Dividend Policy in Nepal | 79 |
| 4.2.10 Reason To Invest in Share Capital | 81 |
| 4.3 Major Findings of Study | 82 |

CHAPTER-V SUMMARY, CONCLUSION & RECOMMENDATION

| | |
|--------------------|----|
| 5.1 Summary | 84 |
| 5.2 Conclusions | 85 |
| 5.3 Recommendation | 86 |

Bibliography

Appendices

LIST OF TABLES

| TABLE. NO. | TITLE | Page No. |
|-------------------|---|-----------------|
| 4.1 | Earning Per Share (EPS) | 50 |
| 4.2 | Dividend per Share (DPS) | 52 |
| 4.3 | Market Price per Share (MPS) | 54 |
| 4.4 | DPR Analysis | 56 |
| 4.5 | DY Analysis | 58 |
| 4.6 | Correlation Coefficient between DPS & EPS | 60 |
| 4.7 | Regression Analysis of DPS & EPS | 62 |
| 4.8 | Correlation Coefficient between MPS & DPS | 63 |
| 4.9 | Regression Analysis Of MPS & DPS | 64 |
| 4.10 | Correlation Coefficient between MPS & DPR | 65 |
| 4.11 | Regression Analysis of MPS & DPR | 66 |
| 4.12 | Multiple Regression Line of MPS, EPS & DPS | 67 |
| 4.13 | Reasons for Paying Dividend | 69 |
| 4.14 | Effect of Dividend Distribution on MPS | 70 |
| 4.15 | Factors for Dividend Practice | 71 |
| 4.16 | Major Motives of Cash Dividend | 73 |
| 4.17 | Dividend Practice Followed | 74 |
| 4.18 | Indifferent by Nepalese Shareholder on Dividend | 76 |
| 4.19 | Suggestion in case of no cash to pay Dividend | 77 |
| 4.20 | Impact of Dividend on Liquidity | 78 |
| 4.21 | Suggestion for Dividend policy in Nepal | 79 |
| 4.22 | Reasons to investment in share Capital | 81 |

LIST OF FIGURES

| Fig. No. | TITLE | Page No. |
|-----------------|--|-----------------|
| 4.1 | Earning Per Share (EPS) | 52 |
| 4.2 | Dividend per Share (DPS) | 54 |
| 4.3 | Market Price per Share (MPS) | 56 |
| 4.4 | Dividend Payout Ratio | 58 |
| 4.5 | Dividend Yield | 60 |
| 4.6 | Reason for paying Dividend | 70 |
| 4.7 | Impact of Paying Dividend | 71 |
| 4.8 | Factors for dividend Practice | 72 |
| 4.9 | Major motives of Cash Dividend | 74 |
| 4.10 | Dividend Practice Followed | 75 |
| 4.11 | Indifferent by Nepalese Shareholders in Dividend | 77 |
| 4.12 | Suggestion in case of no cash to pay Dividend | 78 |
| 4.13 | Impact of Dividend in Liquidity | 79 |
| 4.14 | Suggestion for Dividend Policy in Nepal | 80 |
| 4.15 | Reasons to invest in Share Capital | 81 |

ABBREVIATIONS

| | | |
|----------------|---|------------------------------|
| a | : | Regression Constant |
| b | : | Regression Coefficient |
| C.V. | : | Coefficient of Variation |
| DPR | : | Dividend Payout Ratio |
| DPS | : | Dividend per Share |
| DY | : | Earning Per Share |
| KBL | : | Kumari Bank Limited |
| NABIL | : | Nabil Bank Limited |
| SCB | : | Standard Chartered Bank Ltd. |
| HBL | : | Himalayan Bank Ltd. |
| NIBL | : | Nepal Investment Bank Ltd. |
| P.E | : | Probable Error |
| r | : | Correlation Coefficient |
| r ² | : | Coefficient Of Determination |
| S.D | : | Standard Deviation |