

# CHAPTER ONE

## BACKGROUND OF THE STUDY

Displacement is a form of spatial mobility, which involves a change of usual residence of person between clearly designed geographical units. Displacement is one of the types of migration.

Migration can be termed as voluntary and involuntary movement where as voluntary migration is the choice of a person family or moves, which includes a specific purpose such as economic motif, employment, and study and marriage of permanently.

The International Association for the Study of Forced Migration (IASFN) defines forced migration "as the movement of refugees and internally displaced as well as the people displaced by natural or environmental disasters, famine or development projects". The definition of forced migration is different in different countries. The nature of forced migration is multidisciplinary, multinational, and multicultural. Forced migration is sometimes defined as synonymous of forced eviction. Broadly forced migration can be divided into three types:

- Conflict induced displacement.
- Development induced displacement, and
- Disaster induced/ displacement.

Conflict induced displacement in Nepal started with the beginning of the "Maoists" people war" since the early 1996. Many people have been uprooted across the country and were forced to cross the international border, especially, India. For the rural residents who depend on agriculture for livelihood have traditional life styles and less knowledge about the world. Their entries in the much developed cities become challenges for their survival.

This would in arms is not spending money alone. It is spending the sweat of its laborers, the genius of its scientists, and the hopes of its children. This is not a way of life at all, in any true sense. Under the cloud of threading

war; it is humanity hanging from a cross of iron" (Mc Govern, 2001:112). Displacement is one of the major issues in the present day world having various back ground and features in accordance with its origin, geo-political context, reason for displacement etc. Conflict is one of the major causes for human made disasters and involuntary evacuations of people in all of the continents. Whether they are ethnic/caste-based conflict, or conflicts for political or spatial reason, displacement has been a major problem caused-even without an expected outcome in most of the contexts.

It is, however, innocently taken by general public as a synonym to migration in almost all cases, is a more permanent movement of people in search of easy and prosperous life that generally takes place from rural to urban, hill to plain and undeveloped to developed areas for finding out facilities and possibilities of new status a normal and regular process.

"Internal displacement occurs when coercion is employed, where choices are restricted and where they are facing more risks than opportunities by staying, which is purported to distinguish it from 'voluntary' or 'economic' migration" (Pen z, 2002 in Muggan, 2003).

There is various push and pull factors that lead people to move to another place in migration but displacement is in its nature a result of violence, atrocities and destructions. It is a compelled and sudden evacuation which has hardly any pull factors. But most of the pushing elements become vital for escaping the deterioration in the place of origin. Though it is generally a temporary move in many cases it entirely turns out to be permanent when the conflict gets aggravated and people may not be able to return their homes.

"Displacement is a symptom of a serious crisis in nation-building which has international verifications. Displaced people are a micro corm, sample of the wide community devastated by the indiscriminate violence and destruction characteristic of most internal conflicts"(Deng 1998).

Various aspects e.g. the forms of threat affecting people, the area of the people in threat, financial resources of the people, routes to escape the village,

possibility of security and assistance from government and non-government sectors etc. determined the displacement whether to be internal or external. In this way, internal displacement has national as well as international dimensions.

Displacement which is often internal first not always limits itself in national borders; rather it is a first step in the process of external displacement or refuge. Most of the internal conflicts with armed and violent character result in certain change, of course, but characterize certain groups of people to be victimized and mount the escalation of violence.

Conflict-induced internal displacement has its own features which are most often not related to the causes and purposes of the conflict itself. Whatever the conflict is in its own, displacement become a by-product in accordance with the intensity of violence, atrocities fear and harassment.

"Conflict-induced internal displacement is not an issue of single trend rather itself is a multi-faceted consequence of conflict as well as one among the many types. Conflict, however, the inherent matter in every society, may have variance in degree and level that also determines the magnitude of displacement, more particularly, internal displacement. Ethnic cleansing, religious contradictions, social exclusions, poverty, hardships, class variations and disparities are taken as the major roots for conflict in society. But, within their own nature, conflicts trigger violence and that entirely manifestation special segment of human category who leave their home, near and dears and become displaced either it is external with the most possibility of getting refugee status or internal without any identity except the citizenship of the entire country in paper value.

"By the end of 2003 there were nearly 25 million people displaced within their own countries by conflict and human rights violations. In 13 of the 52 countries affected by internal displacement, IDPs could not count on their government for protection at all. This meant that more than ten million people were confronted with hostile or, at best, indifferent authorities who made no

effort to protect them. Nearly 18 million IDPs received no humanitarian assistance from their government or only on an occasional basis"(RSC, 2005:51).

## **1.2 Overview of Conflict-Induced Internal Displacement in the Context of Maoists "People's War in Nepal."**

There was a regular outflow of people from village to urban and hill to Tarai areas with historical root in Nepal which is alarmed by the newly created problem of internal displacement. It was 8 years before the emergence of the armed conflict in the country, the government itself had realized the migration pattern as a growing problem for the balanced development. HMG/N had pointed out the fact that "the increasing peace of rural to urban migration is deteriorating the productivity of the land in both rural and urban areas" (HMG/N, 1992).

But after the initiation of "people's war by the Communist Party of Nepal (Maoist) on 13 February 1996 with the aim of overthrowing the constitutional monarchy and establishing a new republican state, internal displacement become an extra burden.

The trend of fleeing from own home and village due to threats by the state has come in to existence before the initiation of the 'Peoples war'. Such trend was started during the widespread atrocities in Rolpa, the stronghold of the Maoists by the first elected government after the restoration of democracy.

"During 1992-1995, thousands of United people's front (UPF) supporters were targeted, false cases framed against them and more than 1000 people were arrested" (Gautam et al. 2001; 219).

Then the trend of internal displacement in the form of being underground was started to escape the state atrocities, "It was operation Remeo, a government lunched police operation which drove 10,000 out of 200,000 able-bodied men into the jungle to escape police atrocities" (Gautam et al. 2001; 219) in Rolpa and Rukum responsible for the genesis of conflict-induced internal displacement in the context of the Maoists' 'People's war' in Nepal.

"Around 6000 people left their village, most presumably temporarily, and 123 persons were arrested without warrants in Rolpa and some areas of Rukum District. Salyan Dang and other districts received some civilians displaced by the operation" (MCI, 2003: 38 in Global IDP Project, 2004).

Thus the operation Remeo was the major pushing factor for internal displacement right before the Maoists' 'People's war' was initiated.

After the initiation of the 'People's war', displacement became one of the unintended fall out mostly from the affected districts. "The people's war has created displacement and refugees problem inside Nepal although its external dimension is ignored at best at the moment" (Maharjan, 2000: 175).

It was 1998, the young people in rural areas faced difficulties to live in their village, when the government launched 'operation kilo sierra two" and intensified police operations. However, reports of large scale displacement of people from the villages in Mid-Western districts appeared in early August 1998, "Public attention to these issues was drawn back in August 1999 when around 85 people left their village in Jajarkot for Surkhet, fearing Maoist reprisal. The Surkhet District Administration Office (DAO) did not allow them to stay there, and they were sent further to Dang District" (Kattel, 2003: 62).

In 2001, both the conflicting parties announced ceasefire and began to held peace talks. After the third rounds of talks, Maoists attacked army barracks in Dang and Solukhumbu Districts because His Majesty Government broke the ceasefire by killing seven Maoist cadres (Dorambha Murder Case) in Sindhupalanchowk District. After the breakdown of the peace talks, government mobilized the Royal Nepal Army (RNA) and declared a state of Emergency (SOE) throughout the country in November 2001.

"Since then the fighting was increased dramatically, it had the number of deaths of combatants and civilians" (HRW, 2004:1).

Number of casualties and human rights violations increased terribly during the SOE because the human rights crisis alarmed after the SOE and deployment of the RNA. Scores of civilians were forced to flee their homes.

In January (2003), another ceasefire by the conflicting parties raised hopes in peace initiation. Both, the government and the Maoists agreed on

helping displaced persons for their return and rehabilitation through code of conduct (Shrestha,2004: 532). But the ceasefire could not continue for more than seven months.

Despite the fact that there was a code of conduct signed by both the parties for avoiding human rights violations "Security forces continued to kill people charging them to be Maoists; cases of arrests and disappearances were reported from various districts of the country" (INSEL, 2004a:1-9). On the other hand continued to forcibly recruit soldiers and kill those it accused of being government informants "(USCR, 2004:30).

There are variations regarding the number of IDPS. Some agencies and organizations have shown the number of IDPS in their research documents, however, there is still inconsistency regarding the figure. Table below shows the number of IDPs in Nepal.

**Table: 1**  
**Number of IDPs in Nepal**

Agency/ organization	No. of IDPs	Reference Years	Source
Global IDPs project	Between 100,000 and 200,000	Sep. 2004	Based on studies conducted by NGOs and UN agencies
USCR	350,000	May 2004	Nepal's government with reference to a non-governmental survey
CSWC	350,000-400,000 (Identified 160,000)	Jan 2004	Estimates by extrapolating the figure of IDPs in five districts of mid-west during Nov 03-Jan 04
INSE	38,191	Up to the end of 2003	Based on the data collected by HRYB district reporters

Source: Global IDP project, 2004: INSEC, 2004a: 118: USCR, 2004; Dhakal.

Some reasons are behind this inconsistency regarding the number of IDPs as shown in the table above. No any in-depth country wide survey has been conducted for assessing the number of IDPs and their conditions. All of the references show estimate made available by their own limited sources and methods.

"This variation is because there are no camps: those displaced usually stayed with relatives and did not register with the government" (BDHRL, 2004).

On the other hand, many who are displaced due to the threat of the government security forces have not been taken into consideration by these agencies. Lack of responsible agency working in this area is another factor.

"There is not any agency to monitor and document the population movement either for the purpose of economic motif, skill development and education or due to conflict, natural disaster and other human made disasters" (Khatiwada, 2004: 51).

If there was no an open border to India, the number of IDPs in the country would be move intensified than the speculation.

Both the warring parties have shown their concern over the issue. Right after one and a half years of the Maoists' 'People's War' was initiated government had received one of the recommendations that focused on the issue of conflict- induced internal displacement. A working committee to study "Maoists' Activities and Solution", formed by the government on April 1997 and submitted a report on 9 August with one of the recommendations that the government should bring out its positive concepts regarding the rehabilitation of the persons displaced due to the 'Peoples' War" (HMG/N, 1997: 69).

The government had raised the issue of displacement and highlighted its commitment to give high priority on the works related to rehabilitation of the victims and displaced people during the people's war in its "concept of Forward-looking Reforms in the State System" during the peace talks with

Maoists on 17 August 2003. On the other hand, this issue was of the concern for the Maoists as well. CPN (Maoist) had also included the issue of rehabilitation of displaced people in the agenda presented to the government during the peace talk held on 27 April 2003 and stated to resettle them in the original place or other proper places (INSEL 2004: 31-75).

"Government's response towards the problems of the IDPs can be described as discriminatory, looking direction, insufficient and sometimes non-existent. Registration for the IDPs in the district administration office is open but the IDPs forced to leave due to the security forces are not encouraged to register there. Those IDPs who have been displaced due to the rebels and their places of destination are the district headquarters can only register for them as IDPs at other living other than district headquarters remain unregistered. They have to rather hide either in relatives' houses or cross the border to India pretending to search for Job" (Katiwada, 2004: 57-58).

It shows that there is still lack of proper state response towards the IDPs. Plan, Programme and commitment of the government in terms of internal displacement have not yet been translated into practice rather they have been made objects of speeches.

Despite providing a very limited daily basis allowances to some of the IDPs Field their places due to Maoists' actions during the last 12 years, the government of Nepal has largely ignored its obligations to provide protection to the IDPs especially those forced to flee their homes due to action by the government forces. IDPs who have field their places due to government actions remained "reluctant to register for fear of the government would accuse them of rebel sympathizers" (USCR, 2004), nor do they qualify for any assistance from the authorities.

Conflict induced internal displacement started even from before the outbreak of Maoists' people's war' found extended throughout the country. Nearly half a million people were reported to be internally displaced. There is no authentic data regarding the number of IDPs in the country. However, it

signifies speculations of a greater number in general-on the other hand government's assessment of and assistance to the IDPs seems very scant and discriminatory.

Considering, all Nepalese desire peace, democracy, prosperity, social progress and independent and sovereign Nepal, the seven –party alliance and communist party of Nepal (Maoist), on 23 December 2005 made public their 12- point ground breaking agreement that can redefine the three Nepali political landscape in the days to come. The Maoists have agreed to shun violence in due course of time and join the people movement II. Both the parties and the Maoists have also agreed to go for constituent assembly. Consequently, Nepalese people achieve great victory and dismissed monarchy in the history and His Majesty government change into Nepal Government. Nepal government was formed by seven parties. Then, codes of conduct for cease fire agreement signed between Nepal Government and Communist Party of Nepal (Maoist) in 27 May 2006. After that eight point agreements on 13 July 2006 and decisions of Seven Party and Communist Party of Nepal (Maoist) meeting in 24 November 2006 make peace process more comfortable. So that Great Peace agreement effectively signed between Nepal Government and Communist Party of Nepal (Maoist) in 21 December 2006. Further more 22 points agreement between Nepal Government and Communist Party of Nepal (Maoist) created nice circumstances for peace process and Constitution Assembly. Consequently, Constitution Assembly was successfully conducted in 10 April 2008 which was the miraculous victory of Nepalese People (Peace Commission, 2006). Even though the problems of displaced people are remaining the same, efforts are doing by concerning parties.

### **1.3 Statement of the Problem**

Internally displaced persons (IDPs) in Nepal have been growing tremendously especially after the imposition of state of emergency (SOE) announced by the government for the first time in Nepal on 26 November 2001. Although, incidence of IDPs were observed prior to SOE, with the start

of the "Maoist's people's war" in 1996. The figure as well as the pattern of the conflict induced migration is the form of internal displacement increased unexpectedly after 2001 when the government, with the imposition of the SOE, labeled the Maoists rebels the terrorists, promulgated terrorist and disruptive activities: control and punishment ordinance (TDO) and deputed royal Nepalese army (RNA) for the operation against the rebels.

Hapur VDC has been facing the growing numbers of IDPs since 26 November 2001. IDPS have been accumulating in Hapur VDC to search the security. There are not any kinds of programme for IDPS. Unplanned settlement unexpected rise in population density have affected the quality of drinking water, education health services, by internal displacement. They are compelled to live with improper condition in the place of destination.

The problems brought out by internal armed conflicts in Nepal, this study attempts to answer the following question.

1. What are the major causes that led people to be conflict induced IDPs?
2. What was the situation of IDPs in place of origin?
3. What is the present situation of IDPs in place of destination?
4. What are the socio-economic and demographic situation of IDPs in place of origin and destination?
5. What are the impacts of the IDPs?
5. What are the major problems faced by IDPs?

#### **1.4 Objective of the Study**

The general objective of this study is to find out the socio-economic and demographic characteristics of internally Displaced people (IDPs) with respect of the place of origin as well as the place of destination. The specific objectives are:

1. To examine Social, economic and demography characteristics of IDPs.
2. To analyze the causes of internal displaced people.
3. To find out the impact of conflict induced internally displaced people.

## **1.5 Significance of the Study**

In November 2001, after the breakdown of a series of talks between the rebels and the government and the ending cease-fire, the government declared a state of emergency. The involvement of the Royal Army was increased civil rights and press freedoms were curtailed, and confrontations between the army, the police and the rebels became both more numerous and more substantial. After then, people were started to flee or leave their homes or places of habitual residence in particular as a result of or in order to avoid the effects of armed conflict. A large portion of those fleeing the fighting were from relatively well off strata of the population, landlords, partly workers, security personnel, teachers and leaders of political party.

The increasing volume of internally displaced is emerging as one of the major national problems in Nepal. In this context, this study is a fresh attempt to examine the actual socio-economic and demographic situation of the IDPs in Nepal.

## CHAPTER TWO

### REVIEW OF LITERATURE

Available literature conflict induced internal displacement in Nepal is relatively limited. Relevant documents are primarily reports and web-based information prepared for particular purposes by a new international national agencies and human rights organizations. There are very few studies providing specific information on conflict induced internal displacement. This chapter attempts to represents one literature related to the people's war' and internal displacement in Nepal.

#### 2.1 General Overview

Uprety (2004) presents the issues of natural resource conflict and Maoists is urgency side by side. He describes the emergence, expansion, causes and consequences of the people's war' but does not analyze the issue of internal displacement except giving the number of killings and displaced people from various sources.

"Conflict can lead or failure, sense of personal shouting, frustration, fear of failure, sense of personal inadequacy: withhold critical information; lower productivity from wasteful conflict; sidetrack careers; relationships ruined; disrupted patterns of work; consume money and time which loss productivity; escalate to violence and disintegrate social harmony" (Uprety; 2004b:96)

Negative outcomes of conflict are directly related with internal displacement as well. When people do not find themselves secure and easy to live in their places, they decide to leave for alternative and people security. Nepal's people's war' could not only be a matter of national concern. Much of the international attention has been drawn regarding its intensity and threat. Many scholars, Journalists and diplomats have also come to make their understanding from a close analysis of the war.

Nepalese human rights activities and conflict scholars have also contributed in analyzing the armed conflict between the state and Maoists and its consequences.

Most of the books on Maoists' people's war' are limited within the periphery of chronological description of the major events and strategies while describing the negative outcomes, very few alternations have been paid to this issue.

Such short comings regarding the conflict itself and issue of conflict-induced internal displacement are to some tried to fulfill in a collective of articles (Arjun Karki et al. 2003) on Maoists; people's war' and perspectives of leftists including the Maoists themselves. This collection covers the issue of conflict-induced internal displacement with a closer observation. "In any case, those displaced as well as those vulnerable to displacement are often farmers who eke out their living out of hard labour" (Kattel 2003: 62).

Many people are rendered homeless and displaced by the 'people's war'. The reasons for those who have left their homes permanently are mainly of three types.

- a. Fear of being trapped in the crossfire
- b. Fear of being targeted by Maoists as do not support the Maoists; and
- c. Fear of police persecution, as they are seen by police as being closer to Maoist.

Pokhrel (2002) is more critical of the Maoists regarding negative impact of people's war' and the departures of people from their place of origin. He found displacement of large number of youth from villages due to fear and terror imposed by police and Maoist. Because of increasing displacement, conflict affected zones are being shifted into regions only with older people children and women.

Pokhrel reveals the fact that most of the displaced and underground is male. Who has entire effect on female's working burden in the villages? He evaluates the trend that police victimize the Maoist supporters and

sympathizers, and on the other hand, Maoists target the people who do not support their party. This was the push factor for people living in their village and becoming internally displaced in search of security and employment. They did not put attention to internal displacement even though the writers reveal various types of violence and suppressions such as killings, sexual harassment, threats and so on; though many women and children have also been compelled to leave their village due to direct threat and harm or the terror from the conflicting parties.

Another contribution on the effects of conflict on women is helpful for making a general understanding on this issue.

"More than 75 percent of displaced persons are women and their children. This proportion could even reach 90 percent when women and children find themselves alone because of the death or absence of their spouses or fathers due to imprisonment or being involved in combat" (Benninger-Budel et al, 1999:255-56).

These propositions suggested for future initiative frameworks help concerned authorities while dealing with conflict-induced internal displacement.

Some news and feature articles were published in various newspapers but the issue of conflict-induced internal displacement became one of the major issues in academic circles and non-government agencies in Nepal only after 2006. One of the contributions was by Pancha N Maharjan, considering the issue while pointing out various aspects of the 'people's war'.

"An unintended fallout of the Maoists people's war has been the exodus of the people mostly from the affected districts" (Maharjan, 2000:175).

Such displacement was mainly from those areas where people were in more deteriorative state in terms of security and livelihoods by the effects of conflict. This is the symptom of a crisis leading the country into greater intensity of chaos in public life.

"Families leave their homesteads to live as refugees in road head settlements and young men flee to work as ever-cheaper menial labour in India, the Gulf and Southeast Asia" (Thapa, 2002) due to the ongoing armed conflict.

This entirely affects the production pattern in the place of origin on the one hand and creates the labour value cheaper in the host community on the other.

In our context, external displacement has not been identified as refugee particularly in India due to various reasons mainly the open border system between the two countries. That is the reason Nepali people have not been regarded as refugees. It entirely causes identity crisis even they have crossed the national border. Trend of crossing the border is increasing in a significant way.

"Several urban centers experienced a significant increase in IDPs" (Thapa et al: 2003: 145).

There are displaced from rural areas mostly due to the threat and attack by Maoists. Forceful enlistment by Maoists, and killings and detention by security forces are the major factors people have avoided through displacement. Among the IDPs, seeking work in other rural areas and cities of the country are mainly agricultural workers and casual wage laborers.

"Most of the displaced persons are living with their relatives and friends perhaps 30-40 percent of them have bought new property in the cities" (Kumar, 2003: 202).

IDPs face enormous problems in terms of their livelihood. There is neither a welfare centre nor any scheme of proper allowance distribution by the government that could assist to cope with their problem to some extent on the other hand; there are difficulties also for assessing proper economic costs borne out of the displaced people.

Until 1998, there were very few international concerns on the conflict-induced internal displacement in Nepal. International agencies were silent on the fact of increasing displacement and their consequences.

"The displaced people who have failed to gain international attention are those affected mainly by development projects, landslides, droughts and earthquakes, they are reported to number more than 150,000" (NRC, 1998: 146).

However, such observation was made four years after the outbreak of Maoists' people's war' in Nepal. There was no notice of conflict-induced internal displacement rather presenting an example of Tibetan and Lotshampa refugees.

Such lacking was partly fulfilled in another field based research.

"The vast majority of the displaced are politicians or party workers, mainly from the Nepali congress party, VDC Chairmen, teachers and landlords" (Martinez, 2002: 23).

Kernot (2003) presents a cursory analysis of conflict-induced internal displacement in a research report and discusses major issues such as scope and nature of displacement, number of IDPs response to the displacement and so on.

Kernot also finds wide discrepancy in the estimates regarding the number of displaced people in Nepal, and points out the necessity of legal recognition, local national regional and international response to the IDPs multi agency efforts and address of underlying causes of the conflict. As the research was based on some interviews, with the IDPs in Katmandu and review of literature. Kernot did not cover all of the aspects of conflict-induced internal displacement and its consequences.

Such short comings are addressed quite largely in the report by various international agencies wounding in Nepal. GTZ et al. (2003) present research findings viewing the direct and indirect impacts of conflict on displacement. They trade example of people who held because of fear of physical harm as the direct impact, and people leave their village due to deteriorating services and livelihood opportunities as the indirect impact of conflict. Main factors attracting IDPs to bazaar areas are (a) employment opportunities, (b) security

and (c) present of friends and relatives, the report categorizes three types of bazaar shelter IDPs moved from villages, viz.

- a. Security forces' families
- b. Ex-Maoists
- c. Non-combatant or civilian families.

"Civilians were forced to flee their homes in 2003 as a result of such internal conflicts and the disregard of warring forces for their responsibility to protect civilians" (Global IDP project, 2004a: 6).

Global IDP project highlighted Nepal's issue in its national initiative and incorporated trends and development of conflict-induced internal displacement in Nepal in its worldwide and regional overviews. The report points out that fighting between government forces or government-backed militia and rebel groups contributed to be one of the main causes of displacement in Nepal.

"Most of the displaced persons in Nepal have either

- a. Flocked to the main cities, of
- b. Fled the conflict to India" (ibid at 21).

"Nepal is one of the countries where the war on terror' affected the protection of IDPs because the government has opted for "Military Solutions rather than political settlements" (Ibid at 7) of the on going armed conflict. The report speaks of limited opportunities for self-reliance of IDPs and insufficient national responses to them. Including Nepal, nearly one third of IDPs in the world are excluded from UN assistance.

"Young people in particular have been uprooted from the countryside either by Maoist rebels, government forces or the effect of war. Moving to cities with families in rural areas or migrating to India, conditions of IDPs very greatly" (Global IDP project, 2004b)

Youths are the population largely affected by conflict and displacement pattern of displacement is both and internal as well as external. "2.5 million or almost ten percent of the population of the country was displaced from their

homes and became internal refugees. Many migrated across the international borders". (Raj, 2004:149).

The country has seen a large exodus of people not only to the bigger cities such as Kathmandu, Biratnagar, etc. but also to the smaller towns like Birendranagar (Surkhet), Ghorai, Lamahi, Tulshipur and Hapur (Dang). There is shortage of houses in the cities due to the overflow of people from rural areas.

Some of the national organizations have also observed the conflict-induced internal displacement and pointed out the government's reluctance on the situation. "The concerned bodies did not address the growing trend; and still try to ignore the question and the need for research and authentic data"(INSEL 2004b:20-22).

Besides the fact that the IDPs have been suffering from various perilous problems. Many are not taken into account by the government of Nepal. This finding is still relevant in the present context as the government as well as the non-government sector could not reach their hands to IDPs.

"Direct effects of the violence: effects caused by the behavior of the warring parties; the difficulties caused by the war strategy; and the difficulties created in maintaining daily life are the major causes of internal displacement"(INSEL 2005a:112:113). Such causes have increased the trend of displacement day by day. Another study looks at the types of IDPs and its patterns.

"Most of the people are threatened by the Maoists are living in the district headquarters. Some of them are also displaced in the capital and other big cities. The whereabouts of the persons displaced due to the fear from the security personnel is unknown. Similarly, most of the people who speak against the Maoists activities have been found displaced" (INPED 2005:56-58).

It suggests a prime need of some initiatives regarding the assessment of number, problems, needs of and assistance provided to IDPs. This article

presents on overall picture of conflict-induced internal displacement and responses by various authorities in the country.

Nepal (2005) visualizes the situation of displaced persons of Dang District and makes close observation on their situation. Nepal presents the fact that most of the IDPs in the municipality are from Karnali Zone. Situation of such IDPs is bitter in terms of survival. He claims that Tanka Bahadur Shahi, teacher of Jajarkot District is probably the first displaced person by the Maoists in Nepal. He was displaced in 1996 and living in Dang. There are more than five thousands IDPs living currently in the Dang valley.

As his findings are based on observation of the area, it lacks systematic analysis of causes and consequences of the conflict-induced internal displacement through micro level variables.

The above general overview shows that most of the literature on conflict-induced internal displacement with special reference to the Maoists. 'People's war' found not enough regarding coverage of area, research approaches and analysis of social economic, cultural, political and health related variables. Many of them are based on estimates regarding the number of IDPs and vary according to the institutions. Most of the literature is mainly focused on the present conflict rather on its root causes. However, some books, reports and articles include this issue as one of the major problems caused by the armed conflict in Nepal.

This research study analyses the basic causes of conflict-induced internal displacement and its economic social, cultural, political and health-related consequences as well as the problems and needs of the IDPs.

## **2.2 Definition of IDPs**

Defining IDPs has been the continuous attempt of many GOS and NGOS. However, the common understanding on the IDPs issue is often analyzed as the major lacking, interest based definitions are prevalent rather than the function based.

The most widely used definition of IDPs is one presented in a 1991 report of the secretary general of the UN, which defines them as 'persons who have been forced of flee their homes suddenly or unexpectedly in large number, as a result of armed conflict, internal strife. Systematic violations of human rights or natural or manmade disasters, and who are with in territory of their own country"

The UN Guiding principle on Internal Displacement, 1998 defines IDP as ".....persons or groups of persons who have been forced or obliged to flee or to leave their homes or places of habitual residence, in particular as a result of or in order to avoid the effects of armed conflict. Situations of generalized violence, violations of human rights or natural or human made disasters, and who have not crossed an internationally recognized state boarder"

### **2.3 World Scenario of Conflict Induced Internal Displacement**

Internal displacement especially the conflict induced internal displacement is emerging worldwide as a burning problem. Estimates on number of IDPs are said to be controversial due to debate over definitions, and methodological and practical problems in counting. The number of IDPs around the world in estimated to have risen from 1.2 million in 1982 to 14 million in 1986. At the end of 2001, there were estimated to be 22 million IDPs worldwide, although this is likely to be conservative figure. As shown by one of the studies, more than 52 countries worldwide have been affected by the conflict induced internal displacement causing around 25 million of people displaced internally in the form of internal refugees. Region-wise, Africa has been the most severely affected region in the world where more than 12 million people of around 20 countries have turned IDPs followed by Asia-Pacific, Americas and Europe where more than three million IDPs each have been living in problems and challenges(Khatiwada.2005:46).

**Table: 2**

**Number of IDPs (Estimates: as of end 2004, in Million)**

IDPs	Region	Countries
12.7	African	20
3.6	Asia-pacific	11
3.3	Americas	4
3.4	Europe	12
2.0	Middle East	5
24.6	Global	52

Source: NRC, 2005

Since region-wise number of the countries accounting for the IDPs are 11,4,12 and 5 respectively for Asia-pacific, Americas, Europe and Middle East. It can be said that conflict induced displacement has been approaching worldwide as a burning problem.

#### **2.4 Conflict Induces Internal Displacement in the Context of Nepal**

Conflict induced displacement in Nepal has been a relatively new phenomena. It started in 1996 with the onset of internal armed conflict between the government and non-state party. According to Nepal's 1990 constitution, internally displaced persons (IDPs) are entitled to enjoy all right as citizens. However as the government and civil society are yet to articulate the needs and aspiration of IDPs they are unable to enjoy all rights as citizens. Further more their rights and every day problems have hardly been brought to the forefront even by the media. They civil society government and medial are yet to focus on problem of IDPs their physical well-being livelihoods and the deplorable situation of children and women NIP 2005:12).

Many people have been rendered homeless and displaced by the people's war. Those who have permanently left their village have done so mainly for three reasons. In fear of being trapped in the crossfire in fear of being targeted by Maoists as they do not support the Maoists; and in fear of police persecution

as they are seen by police as being close to Maoists. In many case, those displaced as well as these vulnerable to displacement are often farmers who eke out their living out hard labors public attention to displacement was drawn back in August 1999 when some 85 people left their village in Jajarkot for Surkhet, fearing Maoists reprisal. The Surkhet Administration did not allow them to stay there and they were sent further to Dang (Kattel, 2003:119).

"Conflict can lead to anger, avoidance sniping, shouting, frustration, fear of failure, sense of personal inadequacy, withhold critical information, lower productivity from wasteful conflict sidetrack careers, relationship ruined, disrupted patterns of works, consume money and time wring loss productivity, escalate to violence and disintegrate social harmony" (Uprety, 2004b: 96).

Negative outcomes of conflict are directly related with internal displacement as well when people do not find themselves secure and easy to live in their places, they decide to leave for alternatives and proper security.

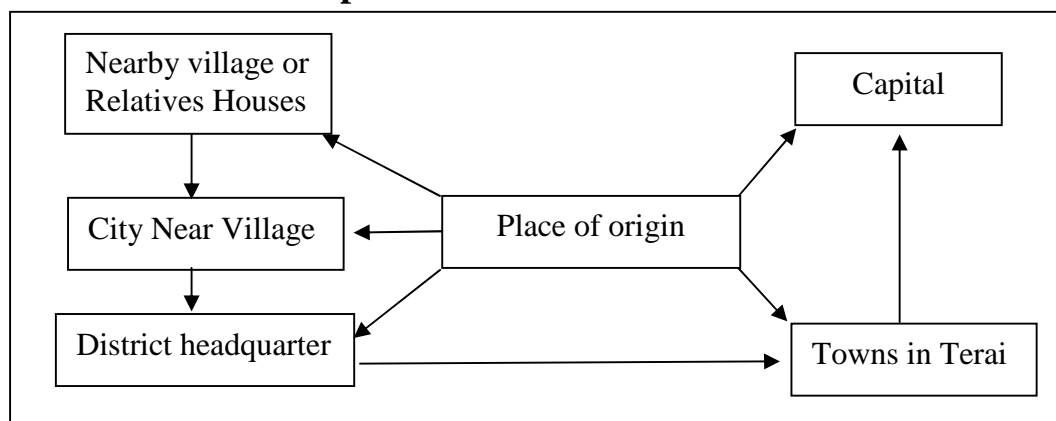
Dhakal, (2004) analyzed that "It is also nearly impossible to verify the numbers and locations of IDPs as they generally move in small groups and merge into a social network of families and friends." The pattern of displacement movement is:-

- a. District headquarters
- b. City central Tarai
- c. Capital
- d. India
- e. Third country for employment (Malaysia and Gulf Countries)

A family prepares to migrate as soon as possible after the Maoists kill any of its members. The tendency of migration after killing of family member is also seen and they even abandon all their properties in the rural areas. People of this category have mostly migrated to the capital city or the political parties and security personal are found to immediately migrate to bigger and relatively safer places after killing of a family member is also seen and they even abandon all their properties in the rural areas.

The place of origin is remote area from the headquarters. There is no existence of state mechanism. Road, Telephone or communication services are destructed on the crisis. Place of destination of the people of remote areas are determined by their family members, capacity, economic ability and probability of employment opportunities of the displaced people.

### **Nature of Internal Displacement**



Source: INSEC, 2005: 115

Some have resided in nearby village with their relatives to instantly seek refuge from increasing dangers, the other for long term security have sought refugee in district headquarters and the other district headquarters where they have some one of their acquaintance. But there are many people who have directly migrated to the capital city or such other larger towns where they have access (NRC, 2005:56).

The intensity of the conflict has been in the upward trend and there are no sign of immediate solutions to the on going conflict. There are numerous conflict generated consequences; and internal displacement is one among them. Though the problem of IDPs has been substantially affecting the people in many districts of the country, the issue has so far receiving much less attention to its gravity. However, the major displacements have been confined to some mid-western hill districts many other districts and locations are also seriously affected by the on going conflict. It was observed that unlike the refuge issue, the issue of IDPs in still lagging behind for intellectual and public debate (Dhakal, 2005).

Dhakal, (2005) indicated that, a number of factors directly related to the conflict worsen the critical situation for the rural communities. The fact that most able-bodied men have either joined or fled the fighting has left many villages with a severely reduced labor force.

Dhakal, (2005) analyzed the special characteristics of displaced persons in Nepal are:

- a. Rural based
- b. Silent movements/departures rather than organized/mass departure.
- c. Youth and communities affected alike
- d. Psychological, Socio-economic and physical pressure on women and children.
- e. Decrease in agricultural production

Conflict has various dimensions with positive as well as negative outcomes determined by its nature and scale. It does not always end with happiness, rather it brings rivalries, hardship, tears and difficult survivals. It does not necessarily make all positive changes in every society as assumed in general.

Dhakal, (2005) point out negative effects of displacement which are given below:

- a. Economic hardship
- b. Psychological trauma
- c. Physical insecurity/safety
- d. Unemployment
- e. Discontinuation/Interruption/Closure of schools-Schooling of children.
- f. Reduced/absence of reused health facilities
- g. Strain on economic resources in new locations.
- h. Broken/dislodged social infrastructure.
- i. Destruction of public infrastructure and facilities
- j. Political affiliation divides.

- k. Additional pressure and burden to women and their security concerns.

IDPs face enormous problems in terms of their livelihood. There is neither a welfare center nor any scheme of proper allowance distribution by the government that could assist to cope with their problems to some extent. On the other hand, there are difficulties also for assessing proper economic costs borne out of the displaced people.

The country has seen a large exodus of people not only to the bigger cities such as Kathmandu, Biratnagar, etc.

But also to the smaller towns like Dang, Surkhet, Kailali. There is shortage of houses in the cities due to overflow of people from rural areas (Raj, 2004: 151).

Some non-government and international government organizations have been observed and helped to the conflict-induced IDPs but the IDPs have been suffering from various perilous problems, many are not taken into account by the government of Nepal. This finding is still relevant in the present context, as the government as well as the non-government sector could not reach their hands to IDPs.

Through an overview of conflict-induced internal displacement, Khatiwada, (2004) points out the major problems in figuring out the IDPs in Nepal.

- a. No official registration of all IDPs.
- b. No mechanism to monitor population movement
- c. Hidden nature of displacement
- d. Open border to the South and
- e. No organization to include all kinds of IDPs is the reasons for inconsistency on finding out the reasons for inconsistency on finding out the actual number of IDPs (Khatiwada, 2004; 49-50).

## **2.4.1 Reasons for Displacement**

There are different reasons for displacement. Historically development projects, floods, landslides and other natural and manmade calamities and displacement due to lack of physical or political security have induced displacement. However, in the present context, the main cause of internal displacement is the armed conflict.

Shrestha et al., (2005:240-245) point out the reasons for displacement as follows:

### **1. Political Target**

People from the political and wealthy groups have mostly fled their villages because of fear of being Maoists targets when the conflict began in 1996. It was initially just the cadres of political parties.

### **2. Human Shield and Forced Recruitment**

As the conflict intensified especially after the imposition of emergency in Nov. 2001, Maoists started recruiting people especially the youth, to join their people's military and the hard core fighting group. It has been reported that Maoists have also recruited villages to join Maoists have also recruited villages to join they so that they can be made human shields when armed Maoists fighters attack police posts and military barracks.

### **3. Forced Donation Collection**

A large number of the displaced have fled their homes because of forced donation collection by the Maoists. This forced collection is in the form of cash of kind. Maoist's fighters and cadres show up in the homes of villagers who are forced to feed them. Unable to bear the additional expenses due to this, villagers leave their home.

### **4. Harassment by Security Forces**

There is more than one reason why people have been displaced. Most of the non-political groups that have fled become targets of harassment by the security forces. The security forces ask villagers to tell them where Maoists are

and there have been causes of security forces killing innocent villagers (Shrestha et. al, 2005:240-245).

**5. Dhakal, (2005) also points out the causes of displacement which are as follows:**

- a. Murder of a family member (b) Threat (c) Forceful contribution
- b. Unable to pay donation (e) Order to leave(f) Kidnapping
- c. House or property destroyed (h) Reduced job opportunity
- d. Trapped in between security forces and rebels (j) Alleged informers
- e. In ability or refusal to join rebel (l) Violation of human rights
- f. Hassles from security persons (n) Arrests

(Sources: Dhakal, 2005: 2).

#### **2.4.2 Categories of Conflict Related IDPs**

Based on field studies and the available literature, the conflict related IDPs categorized by Shrestha et. al, (2006:240-245) into three broad groups.

##### **1. Wealthy and political IDPs**

There are a large numbers of the IDPs who are aligned to the N.C. They are targets of the Maoists violence because of the traditional rivalry between them and Maoists. In addition to the supporters of the NC party, there are also people from the right of center political party made up of the former panchas. These IDPs can be included in the category of the wealthy and politically affiliated. Also included in this category are the cadres of the RPP party and the CPN (UML) party who have been targeting of Maoists violence. Before the position of emergency in November 2001 and the escalation of hostilities this group formed the majority of IDPs.

##### **2. Youth**

A large number of men have migrated to India since the imposition of the emergency. Those that are migrating to India may not be 'Internally' displaced in the strict sense of the term. But it needs to be note that the boarder between India and Nepal being open, this group of migrants would be

usually called refugees, since they cross an international boarder. However, they have been labeled internally displaced for the purpose of this study.

### **3. Women and Children**

Based on government statistics, newspaper reports and interviews with the displaced, it can be concluded that the majority of those displaced are men. However, women are also displaced through very few are registered with government. Most of the women displaced or have migrated to India with their families. Women who stay back home are also suffers of the conflict. When men leave their homes their children naturally suffer in the absence of the father, both emotionally as well as because the main earner is ablest (Shrestha et al 2006:240-250).

## **CHAPTER THREE**

### **METHODOLOGY**

This chapter analyses the method of research employed to collect the quantitative and qualitative data needed for this study. And it includes the sub – Chapter: selection of the study area, sources of data, sample selection, questionnaire design, data collection and method of data processing and analysis.

#### **3.1. Study Site Description and Rationale for the Selection of the Study Site**

Hapur VDC lies in Dang district of Rapti Zone located in mid-western Development region of Nepal, which is one of the 39 VDCs of Dang district. The VDC Cover the area of 6171,800 square meters and is joined with Tribhuvannagar Ngarpalika, the district headquarter of Dang to the East. Halawar and Bijauri VDC is in the west, Narayanpur and manpur VDC in the south and Rolpa district in the North.

It is located between  $27^{\circ} 37'$  to  $28^{\circ}21'$  north latitude and  $82^{\circ}52'$  East longitude. According to the census of 2001 A.D' the population of this VDC is 12293, where the numbers of female and male are 6306 and 5987 respectively. The main inhabitants of this VDC are Tharus and other caste live in this VDC are Brahmans Chhetris, Magr and Dalits. All these people except Tharus are migrated people from the hill side.

Hapur VDC is selected for research because there are many internal displaced people (210 household) are concentrated which are still not studied.

### **3.2 Research Design**

This study is based on descriptive exploratory and analytical research design with a first hand description and examination of the socio-economic and demographic implications of the internally displaced people.

### **3.3 Nature and Sources of Data**

The data for this study has derived mainly from primary source during the field survey with the help of schedule questionnaire, similarly by the purpose sampling method. Secondary data has collected through the reveal of previous studies, publish and unpublished books, journals, research reports, magazines newspapers and other relevant documents of various governments offices, I/NGOs and other institutions available in print version and in the internet.

### **3.4 Sampling Procedure**

By the purposive sampling method displaced people residing at present in Hapur VDC has selected. All of these respondents are from different households.

Hapur VDC only those who had been displaced after 1996 has included in the sample for interview. The researcher has attempted to collect detail information IDPs in order to circumvent the problem of cost and time and the nature of sensitivity involved in this study.

### **3.5 Data Collection Techniques/Instrument**

#### **a. Questionnaire**

The questionnaire was the basic lynch pin on which the study rested. The schedule questionnaire is used to examine Social, economic and demography characteristics of IDPs and causes of being IDPs. The questionnaires were filled in by the researcher based on the answers received from the respondents.

### **b. Focus Group Discussion**

This method was used to find out the impact of conflict induced internally displaced people and to get additional socio-economic information from the respondents. This method helped to make easier sharing of information and experience.

### **c. Observation**

A simple observation was arranged on the life styles of IDPs and their subsistence pattern. The researcher made various informal interactions with the IDPs and the member of the host community during the observation.

## **3.7 Method of Data Analysis**

This study is based on primarily and secondary data, which are collected from different organization, libraries, books and article published by different institution. To analyze the collected data descriptive method is applied. The diagrams and figures are also used to show the values.

## **3.8 Limitations of the Study**

Conflict induced internal displacement is too complicated issue. The researcher being a student has limited time and economic constraints. Thus, the researcher has chosen the study location by dint of his familiarity. The following are some more limitation of this study. The study is based on information provided to the researcher by 51 IDPs setting in Hapur VDC of Dang. Therefore, the findings of the research cannot be generalized for the overall IDPs issue in the national contest.

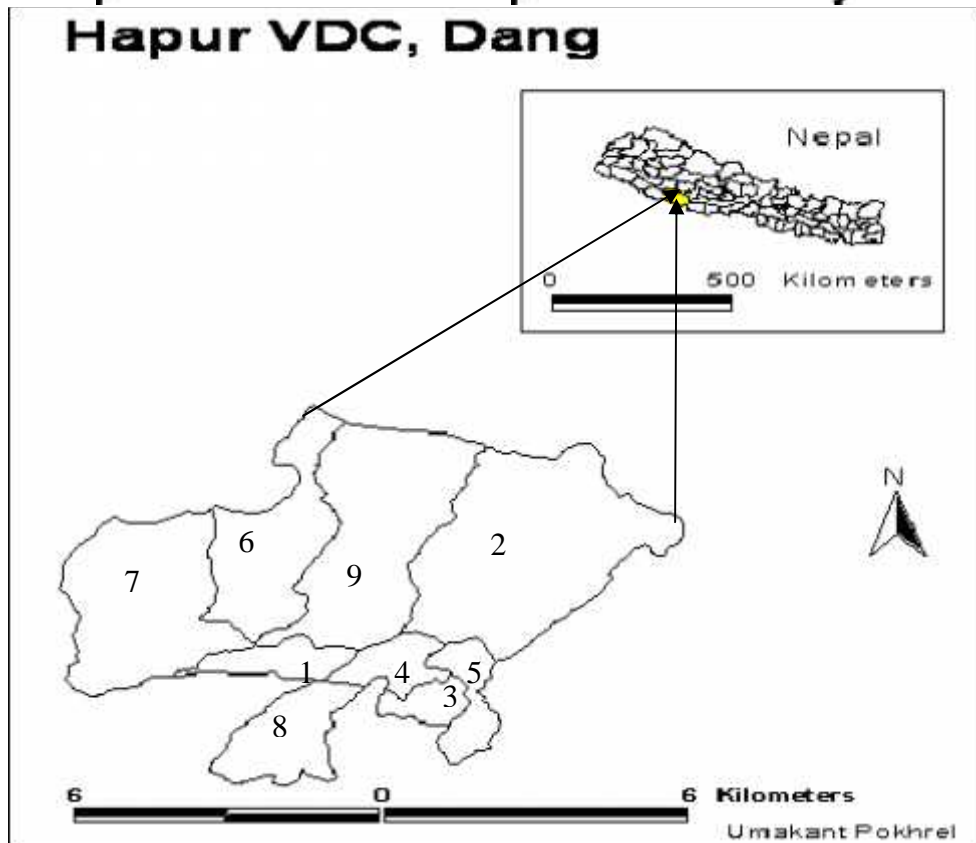
## CHAPTER FOUR

### AN OVERVIEW OF THE STUDY AREA

#### 4.1 Location

Hapur VDC is one of the 39 VDCs of Dang district which lies in Rapti Zone of mid western Nepal. This VDC lies in the election area no three of Dang district. Hapur VDC is located between 28<sup>00'</sup> to 28<sup>08'</sup> North Latitude and 82<sup>08'</sup> to 82<sup>30'</sup> East longitude (DoS, 1995). This village development committee is connected with Tribhuvannagar Nagar Palika in the East, Halawar and Bijauri VDCs in the West, Narayanpur and Manpur VDCs in the South and Rolpa District in the North (See Map 1).

**Map 1: Location Map of the Study Area  
Hapur VDC, Dang**



Source: GIS Lab CBS, IC Kiripur, 2008

## **4.2 Climate**

The climate of this area ranges tropical to subtropical monsoon with hot and wet summer and a cool and comparatively dry winter. There is not prevailing a mountain wind due to the high hills. Though the details of micro climatic data have not been available, some of the data prepared from project are used here. Orographic rainfall occurs in summer and more than 90 percent rainfall occurs during the summer.

The annual rainfall in this study area is approximately 150 cm. to 175 cm. The temperature reaches about 40<sup>0</sup> c (maximum) in early summer while minimum temperature during winter probably does not descend much below than 15<sup>0</sup>c.

## **4.3 Relief**

This study area is located in the Terai region. North side is covered by Mahabharat Mountain of Hapur VDC. And other side is covered by plains and river valley area. The height in the North is 600 meter from mean sea level and is gradually sloping from North to the South direction.

The middle part is 500 meters and the Southern part is only 400 meters. The area gradually slopes down from North to South direction.

## **4.4 Soil**

Soil formation begins with the action of weathering which includes all the process that brings about the disintegration of the rock surface of the earth. The chief agencies in this disintegration are chemical and physical actions of the atmosphere and water although to a less extent plants and animals have shared in rock destruction. Most of the soil is alluvial which is very fertile.

## **4.5 Drainage**

Hapurkhola is the largest stream of the study area. It is a major perennial sources of Babai river. Gurje Khola, BagaleKhola and Suwa Khola are small stream. All streams are mixed in the Babai River.

All these rivers flow from North to South. All these streams originate from the Mahabharat range.

#### **4.6 Natural Vegetation**

Forest is one of the most important renewable resources of Hapur VDC, most of the forest is deciduous. Most of the forest is mix forest. There are many types of plant like, Sal (*Shorea roputa*) and Khayar (*Acacia Catechu*) are the main trees.

Sal (*Shorea roputa*), Chilaune (*Schima waliche*), Simal (*Bombax ceibra*) Saj (*Terminalia alata*), Bamboo (*Bambu-Sasps*), Khayar (*Ficusemicordata*), Kutmiro (*Litseamonopelata*), Bar (*Fi9cus Bengalensis*) Pipal (*Ficus Religisa*), Dabdabe (*Lannea coromandelica*), Chiuri (*Basia Spp*), Kattar (*Artocarpus Heterophylluslam*), App (*Magnifera indica*) etc are the main vegetation of the mix forest.

#### **4.7 Population**

Population plays a vital role in the change of socio-economic structure of an area. The population is 22293 in 2058. Where the numbers of females and males are 11306 and 18987 respectively. The population of Hapur VDC has been increasing at a faster rate because of internally displacement. Average annual growth rate of Hapur VDC is 4.03% which is very rapid growth rate of population (CBS, 2001).

So population density of Hapur VDC is 3 persons per hectare or 314 persons per square kilometer.

#### **4.8 Occupation**

The study area is predominantly an agricultural area. From the sample survey it has been found that agriculture alone occupies 98% of total population. Only 12% population are occuppies other sector.

## CHAPTER FIVE

### Socio-Economic and Demographic Characteristic of IDPs

This chapter depicts the overall socio-economic and demography of the displaced person in the study area. Information on place of origin, age, sex, structure, and caste/ethnicity are the major issue dealt with. Similarly, other issues incorporated are IDPs by district of origin, by age, sex distribution, caste/ethnicity marital status, type of family, occupation and educational status etc. are described.

#### 5.1 Place of Origin

IDPs in the study area were form Rolpa, Rukhum, Dang, Salyan, Pyuthan, and Jajarkot. Distribution of respondents by district of origin is presented (see table 3 and Map 2).

**Table: 3**  
**Origin of IDPs by District**

District of Origin		Population		Total Population	
		Male%	Female %	Number	%
Rolpa		40	27.27	19	37.25
Rukum		30	18.18	14	27.45
Dang		15	27.27	9	17.64
Salyan		7.5	18.18	5	9.80
Pyuthan		7.5	-	3	5.88
Jajarkot		-	9.0	1	1.96
Total	Number	40	11	51	-
	Percent	100.00	100	100.00	

Source: Field Study, 2064.

Table 3 shows that more IDPs from the Rolpa districts which share 37 percent. Out of the total IDPs around 62 percent were form other districts of the total IDPs, around 37.25 percent were displaced form Rolpa followed by

Rukum, Dang, Salyan, Pyuthan, and Jajarkot districts with around 27.54 percent, 17.64 percent, 9.80 percent, 5.88 percent and 1.96 percent respectively.

Rolpa is less developed area among other districts of Rapti Zone. In this study second majority is occupied the displaced persons from Rolpa. In this study, 37 percent were occupied by the displaced persons from Rolpa because of this is highly effected district of People's war.

Rukum is also less developed district among the other district of Rapti Zone. In this study 27 percent were occupied by displaced persons from Rukum because is also highly effected district of People's war.

In this study 18 percent were occupied by the displaced persons from Dang. They were displaced from other VDC but some was same VDC.

In this study, 10 (9.80) percent were occupied by the IDPs from Salyan. The peoples in different parts of Salyan had displaced and living in Hapur. Around 5 percent persons were occupied from Phuthan and 2 percent persons were occupied by the IDPs from Jajarkot.

## 5.2 Family Size

Family size means number of family members living together in household. The table below shows the size of family in IDPs.

**Table: 4**

**Family Size of Respondents**

S.N.	Size of Family	Number of Respondent	Percentage
1	1-4	19	37.25
2	5-8	27	54.90
3	9-12	5	9.85
Total		51	100.100

Source: Field Study, 2064.

Table shows that maximum family number in a family is 9-12 and minimum is 1-4 in IDPs. 54.90% Household have 5-8, 37.25% household have

1-4, and only 9.85% household have 9-12 family numbers in a household. So, family numbers in a house hold seems either not more or not few, it seems moderate in IDPs.

### 5.3 Age-Sex

Age and sex are the important components in demography. Age of an individual refers not only the year s/he passed since the birth, but also signifies his/her mental as well as physical development in general. Role responsibility, status etc. of an individual are determined by the age. If we examine it in an economic term, people below 15 years and above 60 years of age are supposed to be economically inactive and those between 16 and 59 years of age are taken as active. Distribution of respondents by age-sex is presented in table 4.

**Table: 5**  
**Distribution of Respondents by age-sex**

Age group		Total		Male	Female	Male	Female
		Number	%	Number	Number	%	%
0-14		2	3.9	1	1	2.5	9
15-45		31	60.7	26	5	65	45.4
46-59		15	29.4	11	4	27.5	36.3
60+		3	5.8	2	1	5	9
Total	Number	51	0	40	11		
	%		100			78.44	21.56

Source: Field Study, 2064.

Table 5 shows that more than 60 percent IDPs were the age group 15-45 around 29 percent IDPs were in the age group 46-59 around 6 percent were 60 and above and around 4 percent were in the age group 0-15 of the total female respondents around 45 percent were of the age group 15-45, around 27 percent were 46-59 age group and 5 percent were 0-14 age groups.

Table 5.2 clarifies that economically active populations (age group 15-59) were mostly affected by the conflict. Mainly youths were affected by the Maoists activities. Among total respondents, 90 percent economically active populations were displaced from their native land. Likewise, 10 percent economically inactive populations were displaced. It further shows that there is lack of man power in the place origin. Economically active population has been accumulating in place of destination without economic activities.

#### 5.4 Martial Status

Marriage is one of the most important aspects of human life as marriage is one of the major micro social institutions: there are various roles and responsibilities of a person to play accordingly. There are various rights in our society that come into existence when an individual gets married. Information on marital status classified by age used to show the extent to which people of given ages married have failed to marry, or have become widowed or divorced and have not remarried. Distribution of respondents by marital status is presented in Table 6.

**Table: 6**  
**Distribution of Respondent by Martial Status**

Marital status		Male	Female	Total	
		%	%	Number	%
Married		80	85	41	80.3
Unmarried		16.6	14	8	15.6
Widowhood		3	--	1	1.9
Divorced		1.3	--	1	1.9
Total	Number	40	11	51	--
	%	78.44	21.56	--	100

Source: Field Study, 2064.

Of the total respondents 80 percent IDPs were married. 15.6 percent IDPs were unmarried 1.9 percent were widowhood and remaining 1.9 percent were divorced.

It shows that most of the IDPs were married. They were compelled to be displaced by Maoist atrocities. They were forcefully migrated from their native village with whole family members or with some family members. Similarly, 15.6 percent unmarried were also forcefully migrated due to Maoist activities. Among unmarried, mainly adolescents and youths were highly affected by the flaring conflict of the country. Maoist's cadres compel them to join their party.

## 5.5 Type of Family

Family is considered as an important thing for human beings. The family background determines the future of an individual. Family plays important role to make a person good in the society. What types of family were displaced and what types of family's persons were displaced is the main aim of this topic. Distribution of respondents by type of family members is presented in table 6.

**Table: 7**

**Distribution of Respondents by Type of Family**

Type of family		Male %	Female %	Total	%
Joint		53.8	71.4	29	56.8
Nuclear		46.3	28.6	22	43.1
Total	Number	40	11	51	--
	%	78.44	21.56	--	100

Source: Field Study, 2064

Table 7 shows that around 57 percent IDPs were from joint family and remaining around 43 percent were from Nuclear family. it is shows that the tendency of displacement from joint family is higher than Nuclear family.

## 5.6 Occupation

Occupation is one of the most important achievements in life. It is also a form of achieved status, which signifies economic condition of a person. Distribution of respondents by occupation is presented in figure: 1.

**Figure: 1**

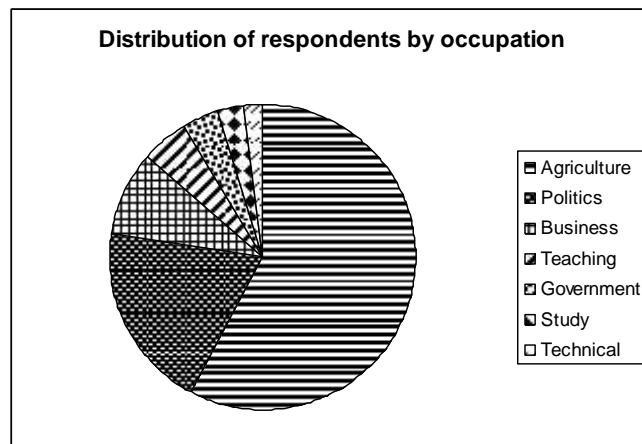


Figure: 1 shows that, around 57 percent IDPs were involved in agriculture. Likewise, around 20 percent were involved politics. 9 percent were involved in business, 4.9 percent were involved in teaching, 3.9 percent were involved in government job, 2.9 were involved in study and 1.9 percent was involved in technical work. Displaced persons who livings in Hapur VDC were mainly party leaders. Similarly some are farmer, Businessmen, teacher and the parents or the persons whose relatives were working in security force, have been living in Hapur VDC.

### 5.7 Education (before displacement)

Education is an indispensable thing of human beings. Distribution of respondent by level of education is presented in table7.

**Table: 8**

#### **Distribution of Respondents by Education (before displacement)**

Level of education	Sex		Total	
	Male%	Female%	Number	%
Literate	91.3	60	43	84.3
Illiterate	8.7	40	8	15.6
Total	Number	40	11	51
	%	78.44	21.56	-
				100.00

### **Class passed among the literate**

SLC Under	9	4	23	53.4
SLC Passed	15	2	12	27.9
Bach Under	6	1	4	9.3
Bachelor +	5	1	4	9.3
Total	Number	35	8	43
	%	88.4	15.6	100.00

Source: Field Study, 2064.

Table 8 shows the clear level of education. Among the total respondents, around 84 percent were literate and around 15 percent were illiterate. Similarly, among total Female respondents around 60 percent were literate and 40 percent were illiterate.

Among the literate respondents, around 53 percent were under SLC, around 28 percent were SLC passed, around 9 percent were less than bachelor level and around 9 percent were bachelor and above. Similarly, around 50 percent females were under SLC and 50 percent had passed the SLC.

## **5.9 Caste/Ethnicity**

Distribution of IDPs by caste/ethnicity is an important aspect of the sample population. Displaced population differs according to the number of population of any particular caste/ethnicity in the place of origin. The number displaced person from various caste/ethnicity is presented in Table 8.

**Table: 9**

**Distribution for Respondents by Caste/Ethnicity**

Caste/Ethnicity	Male	Female	Total		
	%	%	Number	%	
Brahmin	28.6	33	12	23.5	
Chhetri	42.5	43.2	25	49.0	
Magar	12.5	19.9	7	13.7	
Thakuri	16.3	4.7	7	13.7	
Total	Number	40	11	51	-
	%	78.44	21.56	-	100.00

Source: Field Study, 2064.

Table 9 shows that, the highest percent of IDPs is occupied by Chhetri and followed by Brahmin, Thakuri, and Magar with around 49 percent, 23 percent, 14 percent, and 14 percent respectively.

Among the respondents from Rolpa district 46 were Brahmins followed by Chhetri, Magar, Dalit and Thakuri. Likewise, of the respondents displaced from Rukum district were Chhetries. Likewise, respondents from Salyan district 44 percent were Chhetri followed by Magar, Thakuri and Brahmins.

Among the respondents from Jajarkot district, 40 percent were Chhetris followed by Thakuri and Brahmins with 40 percent and 20 percent. Likewise, the respondents from Pyuthan district, 40 percent were Thakuris and followed by Brahmins and Chhetris.

## CHAPTER SIX

### NATURE OF DISPLACEMENT

This chapter deals with violence and insecurity, cause of displacement, present shelter, difficulties after displacement and facilities after displacement, peace feelings and duration of displacement.

#### 6.1 Violence and Insecurity

Violence is the physical as well as mental harm that causes damage, pain, injury and fear. It is a breakdown of discipline that is inflicted on people to their physical injury, death, threat and psychological disruption. Likewise, insecurity is the state of being subject to danger or injury distribution of respondents by major forms of violence and insecurity forcing them to be displaced in Table 10.

**Table: 10**

#### **Distribution of the Respondents by Form of Violence and Insecurity**

Major Forms of violence in insecurity	By State		By Maoist		Total		
	Male%	Female%	Male %	Female %	No	%	
Killing of family member/relative	33.3	-	6.7	4.8	3	6	
Threat		-	53.3	90.4	30	58.8	
Beating	33.3	-	17.3	4.8	8	15.6	
Arrest	33.3	-	-	-	2	3.9	
Abduction	-	-	9.3	-	4	7.8	
Pressure to join	-	-	13.3	-	4	7.8	
Total	Number	3	-	37	11	51	-
	%	-	-	-	-	-	100.00

Source: Field Study, 2064.

Killing, threat, beatings, arrest, abduction and pressure to join in the rebels group were the major forms of violence and insecurity for the

respondents. Among the respondents, Maoist fear 94 percent IDPs were displaced and remaining 6 percent were suffered by state. Among the total cases, 59 percent IDPs were displaced by Maoist threat and following by beating (16 percent), pressure to join their group (8 percent), killing of family member/relative (6 percent), abduction (8 percent) and arrest with (4 percent) respectively.

## 6.2 Causes of Displacement

There are various causes of displacement. Such causes are prevailing as the push actors for internal displacement. Conflict is direct relating factors to force people to leave their places, and the problems created by the conflict are major causes. Distribution of respondents by cause of displacement is presented in Table 11.

**Table: 11**

### **Distribution of Respondents by Major Causes of Displacement**

Causes		Male%	Female%	Total	%
Economic		2.5	-	1	1.9
Social		2.5	-	1	1.9
Political		95	100.0	49	96
Total	Number	40	11	51	-
	%	78.44	21.56		100.00

Source: Field Study, 2064.

Table 11 shows that, most of the displaced persons were left their origin place due to political cause. Among the total respondents 96 percent were displaced by political cause. Economic and social causes were around 2 percent and around 2 percent respectively. It is clarifies that people were moving into district where was safe place. They were unable to live their village because of conflict.

Political cause is responsible for being displaced from their areas. Most of the causes are associated with the violence and terror inflicted by the Maoist

and the counter violence unleashed by the security forces in the name of controlling them. Due to political causes, people were compelled to leave their native land. There was the situating of terror, fear, threat etc. in the place of origin,

### 6.3 Present Shelter

Shelter is a structure built to give protection especially from rain, wind or attack. It is also defined as building providing refuges, especially for homeless people. Distribution of respondents by type of present shelter is shown in table 11.

**Table: 12**

**Distribution of Respondents by Type of Present Shelter**

Types of present shelter	Male	Female	Total	
	%	%	Number	%
In own home	55	81.80	31	60.78
Rent	12.5	9	6	11.7
In relatives home	2.5	18.0	12	23.5
In friend's home	5	-	2	3.9
In camp	-	-	-	-
Hotel	-	-	-	-
Total	Number	40	11	51
	%	78.44	21.56	100.00

Source: Field Study, 2064.

Of the total respondents, around 12 percent were living on rent. They have been living on rent by facing great economic crisis. They have been playing rent by borrowing their relatives or friends around 61 percent displaced persons were made their own home in the displaced place. Proportion of female living in own home is 82 percent. Similarly the proportion of female who were living in relatives home is 18 percent. The female living in rent is 9 percent.

## 6.4 Difficulties after Displacement

Most of the IDPs were compelled to leave their places. They were facing so many kinds of violence and insecurity in the place of origin. They left their origin places with empty hand. So, they were facing great problems in the place of destination. Distribution of respondents by facing difficulties after the displacement is presented in Table 13.

**Table: 13**

### **Distribution of Respondents by types of Difficulties (After the Displacement)**

Types of difficulty	Male%	Female %	Total		
	%	%	Number	%	
Housing/Lodging	47.5	27.27	22	43.1	
Food	5	9.0	3	5.88	
Health	-		1	1.9	
Education	2.54	9.0	3	3.9	
Insecurity	5	-	2	3.9	
All of above	37.5	45.4	19	37.2	
Not give to continuity Job	5	-	2	3.9	
Total	Number	40	11	51	-
	%	78.44	21.56	-	100.00

Source: Field Study, 2064.

Table 13 shows the present difficulties of IDPs in the place of destination. They have been facing so many kinds of problems. The major problems they have facing in displace are housing, food, lodging, health, education etc. In this study around 39 percent have been facing difficulties of housing. Similarly around 37 percent have been facing difficulties of housing, food, lodging, health, education and insecurity. Two percent were facing the problem of not to give the continuity of their job. They were specially the government job holder.

## 6.5 Facilities after Displacement

The displaced people have been living in different wards of Hapur VDC. The magnitude of IDPs is yet to be found. They are scattered in the study area. They are living in different situations. The distribution of respondents by type of facilities which they got after displacement is presented in Table 14.

**Table: 14**

**Distribution of Respondents by Type of Facilities (After Displacement)**

Type of facilities		Male	Female	Total	
		%	%	Number	%
Housing		65	45.5	31	60.7
Food		5	-	2	3.9
Lodging		-	-	-	-
Education		7.5	9.0	4	7.8
Security		22.5	45.4	14	27.4
Total	Number	40	11	51	-
	%	78.44	21.56	-	100.00

Source: Field Study, 2064.

Table 14 shows that, around 27 percent people got security after displacement and around 60 percent got housing. They expressed that they came in the study area in search of security and use were make owner house. Some people further said that, security is our main facilities in this place. After that 2 percent got the food and 4 percent got education.

IDPs who have got housing, there life was become strong. They can any kind of work easily.

## 6.6 Peace Feelings

Security is a freedom or protection from danger or worry. How the respondents were feeling secured in the society after the displacement is analyzed. For this end distribution of respondents by level security feeling after displacement is presented in Table 15.

**Table: 15**

**Distribution of Respondents by Security Feelings (After Displacement)**

Security Feelings		Male	Female	Total	
		%	%	Number	%
General		60	54.54	30	58.8
Approximately peace		37.5	36.36	19	37.2
No peace		2.5	9.0	2	3.92
Total	Number	40	11	51	-
	%	78.44	21.56	-	100.00

Source: Field Study, 2064.

Among the total respondents, around 59 percent were feeling generally secure. Likewise, around 30 percent expressed as approximately peace and around 10 percent expressed as no peace. There was found the difference between the respondents that the people who were affiliated with some political parties or the leader of party expressed no peace and other IDPs expressed peace.

### **6.7 Duration of Displacement**

The trend of internal displacement had drastically increased after the declaration of state of emergency on 26 November 2001. After the breakdown of the second cease fire in 2003, scale of internal displacement was increased at a larger range. There were some people who left their village before 2001.

Distribution of respondents by duration of displacement is shown below.

**Table: 16**

**Distribution of Respondents by Duration of Displacement**

Duration of displacement	Male	Female	Total		
	%	%	Number	%	
Up to -2058	25	18.1	12	23.5	
2059	20	18.1	10	19.6	
2060	25	27.37	13	25.4	
2061+	30	36.36	16	31.3	
Total	Number	40	11	51	-
	%	78.44	21.56	-	100.00

Source: Field Study, 2064.

Table 16 shows that around 31 percent people were displaced for less than a year. These people were especially from Rukum and Rolpa district. Similarly, around 25 percent respondents were internally displaced in 2060 B.S. followed by 2058 B.S and 2059 B.S with around 24 percent and around 20 percent respectively.

### **6.8. Willingness to Return Home**

They became IDPs by fear of CPN (Maoist) and RNA. So that they are settle down in Hapur VDC. During the course of time they brought houses in same VDC and got good opportunities of job, education, health, security, and transportation etc facilities obtained in the place of destination then the place of origin. Consequently they are not reluctance to return to place of destination.

## CHAPTER SEVEN

### IMPACT OF INTERNAL DISPLACEMENT

This chapter deals with the impact of internal displacement. A comparative study has been made to analyze the situation before and after internal displacement of the respondents. Social relation, participating in group gathering, meeting relatives, relation with other local people, relation with displaced people, group gathering with displaced people, suffered from chronic disease, accessibility of hygienic food, environment of the place etc. have been analyzed in this chapter.

#### 7.1 Relation with Relatives and Neighbors in the Place of Origin

Social relation is a way in which people establish ties to live a socially recognized life. It is also a connection among people. Relation of the respondents with relatives and neighbors in the place of origin is one of the issues for describing in this topic.

Distribution of the respondents by relation with relatives and neighbors is presented in Table 17.

**Table: 17**

#### Distribution of Respondents by Relation with Relatives and Neighbors

Relation with relatives and neighbors	Before displacement		After displacement	
	Number	%	Number	%
Very good	34	66.6	4	7.8
Good	13	26	12	23.5
Normal	3	5.8	15	29.4
Bad	1	1.9	6	11.76
Very Bad	--	--	14	27.4
Total	51	100.0	51	100.0

Source: Field Study, 2064.

Table 17 shows that, around 67 percent IDPs had the very good relation while 26 percent had good relation before their displacement. Only around 2 percent had bad relation to their relatives and neighbours before their displacement.

Similarly, around 60 percent IDPs has good relation to their relatives and neighbors after displacement only 39 percent has bad relation to their relatives and neighbours.

Mostly there is not bad relatives and neighbours because of internal displacement. But internal nature of displacement has positive implication in terms of such relationship to be good because they are not so far away from the place or origin like an external displacement.

## 7.2 Participating in Meeting

Meeting is also an important aspect as social phenomena. It is a process to build a entire relation with relatives and neighbours in a society. Distribution of respondents by participating in meeting is presented Table 18.

**Table: 18**

### **Distribution of Respondent by Participating in Meeting**

Participating in meeting	Before displacement		After displacement	
	Number	%	Number	%
Very often	23	45.0	6	11.7
Often	18	35.2	6	11.7
Normal	10	19.6	9	17.64
Rarely	--	--	10	19.6
Very rarely	--	--	20	39.21
Total	51	100.0	51	100.0

Source: Field Study, 2064.

Of the total respondents, 45 percent were participating in meeting very often before displacement. Similarly, around 35 percent IDPs had participated

in group gathering before displacement and around 20 percent had been participating in meeting normally.

Likewise, around 12 percent had participated in meeting with relatives and neighbours very often in place of destination followed by often, normal, rarely with around 12 percent around 18 percent around 20 percent around 39 percent respectively. Above Table shows that around 39 percent IDPs are not participating in meeting with their relatives and neighbours after displacement. They could not meet their relatives and neighbours after displacement.

### 7.3 Meeting Relatives

Relatives are the sources of inspiration frequently meeting to the relatives make the closeness between them. Society is also made by mixture of relatives and neighbours. Distribution of respondents by meeting relatives is given in Table 19.

**Table: 19**

**Distribution of Respondents by Meeting Relatives**

Meeting relatives	Before displacement		After displacement	
	No	%	No	%
Often	19	37.2	9	17.6
Very often	24	47.0	5	9.8
Normal	5	9.8	6	15.6
Rarely	1	1.9	9	17.6
Very rarely	2	3.9	20	39.2
Total	51	100.0	51	100.0

Source: Field Study, 2064.

Table 19 shows that around 95 percent had met their relatives before their displacement. Around only 5 percent had not met their relatives before their displacement. Similarly, around 18 percent has been meeting their relatives after displacement, around 10 percent has been meeting their relatives very often, around 16 percent has been meeting their relatives normally, around

18 percent has been meeting rarely and around 39 percent has been meeting very rarely to their relatives after displacement.

#### 7.4 Relation with Local People in the Place of Destination

Local people determine the living of displaced persons in the place of destination. Distribution of respondents by relation with other local people is given in Table 20.

**Table: 20**

**Distribution of Respondents by Relation with Local People**

Relation with other local people	Before displacement		After displacement	
	Number	%	Number	%
very good	3	5.8	8	15.6
Good	8	15.6	22	43.1
Normal	10	19.6	13	25.4
Bad	5	9.8	5	9.8
Very Bad	25	49.0	3	5.8
Total	51	100.0	51	100.0

Source: Field Study, 2064.

Among total respondents, around 59 percent has not maintained relation with local people before their displacement. Only 41 percent IDPs had good relation to the local people before displacement. Similarly, almost 84 percent of IDPs has good relation with local people in the place of destination. Only 16 percent has not good relation to the local people in the place of destination.

Some IDPs had good relation to the place of destination due to internal displacement because their relatives have been living in the study area. Similarly, IDPs who were from political background destination place is not new for them.

## 7.5 Relation among IDPs

Social relation is a major aspect in a society. Either in a place of origin or in a place of destination, relation of IDPs with other people is important aspect. Distribution of respondents by relation with other displaced people is presented in Table 21.

**Table: 21**

**Distribution of Respondents by Relation among IDPs**

Relation with other IDPs	Before displacement		After displacement	
	No	%	No	%
Very Good	11	21.5	10	19.6
Good	8	15.6	20	39.2
Normal	19	37.25	8	15.6
Bad	5	9.8	7	13.7
Very Bad	8	15.6	6	11.7
Total	51	100.0	51	100.0

Source: Field Study, 2064.

Of the total respondents, around 21 percent had very good relation, 16 percent had good relation and 37 percent had normal relation with IDPs before displacement. Similarly, around 10 percent had relation and 16 percent had very bad relation with IDPs before displacement.

Likewise, around 20 percent have been very good relation, 39 percent have good 16 percent have normal relation, 14 percent have bad relation and 12 percent have very bad relation with IDPs after their displacement.

## 7.6 Group gathering among IDPs

Group gathering with other IDPs in the place of origin as well as place of destination is described in this topic. Distribution of respondents of group gathering with other IDPs is presented in Table 22.

**Table: 22**

**Distribution of Respondents by Group Gathering among IDPs**

Group gathering	Before displacement		After displacement	
	No	%	No	%
Very often	6	11.76	11	21.5
Often	12	23.5	11	21.5
Normal	15	29.4	16	31.3
Rarely	8	15.6	4	7.8
Very rarely	10	19.6	9	17.64
Total	51	100.0	51	100.0

Source: Field Study, 2064.

Table 22 shows that, around 65 percent IDPs have been conducting gathering with displaced people before their displacement. Likewise, around 35 percent had not gathering with displaced person in the place of destination.

Similarly, around 74 percent have been gathering with other displaced persons after displacement. Only 26 percent have not been gathering with other IDPs in the place of destination.

By the research it is clear that, the tendency of group gathering with other IDPs is mostly limited with in their own community. Rarely, they have met other community's IDPs and gathering.

### **7.7 Falling Sick**

The health condition of the IDPs is also an important aspect to know the real situation of the IDPs. Respondents were asked how often they have fallen sick in the place of origin as well as the place of destination. Distribution of respondents by frequency of falling sick present in the Table 23.

**Table: 23**

**Distribution of Respondents by Frequency of Falling Sick**

Frequency of falling sick	Before displacement		After displacement	
	No	%	No	%
Very often	2	3.92	12	23.5
Often	10	19.6	11	21.5
Normal	11	21.5	14	27.4
Rarely	4	7.84	3	5.88
Very rarely	17	33.3	7	13.7
Never	7	13.72	4	7.8
Total	51	100.0	51	100.0

Source: Field Study, 2064.

Table 23 shows that the proportion of falling sick of IDPs is increasing in after displacement than before displacement of the total respondents, around 86 percent were falling sick before displacement but the proportion of falling sick is increased and reached 92 percent in after displacement.

Although, there have been very few major health problems for these families. Most of them have fallen sick regularly during the past several years. Both adults and children were afflicted with fever and stomach related disease.

## **7.8 Place of Treatment**

Place for treatment shows the access to health facilities of respondents before and after displacement. Distribution of respondents by place for treatment is given in Table 24.

**Table: 24****Distribution of Respondents by Place for Treatment**

Place for Treatment	Before displacement		After displacement	
	Number	%	Number	%
Health Post/ health center	25	49.0	6	11.7
District Hospital	7	13.7	35	68.6
Zonal Hospital	4	7.8	3	5.88
Hospital in Capital	1	1.9	2	3.92
Dhami/ Jankri	7	13.7	1	1.9
Never	7	13.7	4	7.84
Total	51	100.0	51	100.0

Source: Field Study, 2064.

Most of the respondents were resided in rural area of their district before displacement. Most of them 49 percent frequently used medicine or any kinds of treatment from health post/ health center before displacement. Some respondents around 14 percent were concerned Dhami/ Jhankri before displacement. On the other hand, the proportion who wants to health post/ health center was decreased and reaches around 12 percent after displacement. Mostly 69 percent respondents have been going district hospital for treatment after displacement. Respondents found access even to the zone hospital, Nepalgunj and various hospitals in Kathmandu, capital city of the country as well after displacement. The respondents, who used to use Dhami/Jhankri before displacement, came to go to health institution and reach their proportion around 2 percent after displacement.

### **7.9 Behavior of Doctors and Nurses**

To examine the variation on behavior of doctors and nurses between the people of most community and the IDPs, this topic was used. But, there could not get accurate information from respondents about the behavior of doctors and nurses. Lack of identity of IDPs in hospital, there would be less chance of discrimination for treatment. Among the total respondents, 98 percent did not

feel discriminatory behavior after they went health institutions as displaced persons in the current place. On the other hand, 2 percent respondents felt discriminatory behavior by doctor and nurses.

### 7.10 Suffered from Chronic Disease

Respondents were asked to point out the suffering from chronic disease. Most of the respondents (98%) were not suffered form chronic disease in the place of origin. But, this proportion was decreased in the place of destination and reaches 96 percent viz. 97 percent respondents have not been suffered from chronic disease after displacement.

### 7.11 Accessibility to Hygienic Food

Hygienic food has an important role for keeping people with good health. IDPs were asked about their own experience regarding accessibility to hygienic food before and after displacement. Distribution of respondents is presented in table 25.

**Table: 25**

**Distribution of Respondents by Access to Hygienic Food**

Access to hygienic food	Before displacement		After displacement	
	Number	%	Number	%
Yes	46	90.1	43	84.3
No	5	9.8	8	15.68
Total	51	100.0	51	100.0

Source: Field Study, 2064.

Table 25 shows the proportion of respondents having hygienic food before displacement was 90 percent and did not get hygienic food was only 10 percent before displacement. Proportion of the respondents having shortage of hygienic food was 16 percent and proportion of the respondents having hygienic food was 84 percent after displacement.

## 7.12 Environment of the Place

Environment determines the health of people. What type of environment they have in the place of origin as well as place of destination is described in this topic. Distribution of respondents by type of environment of the place is presented in Table 26.

**Table: 26**

**Distribution of respondents by types of environment**

Type of environment	Before displacement		After displacement	
	Number	%	Number	%
Very healthy	8	15.68	--	--
Healthy	36	70.58	34	66.66
Normal	6	11.76	13	25.49
Unhealthy	1	1.96	4	7.84
Total	51	100.0	51	100.0

Source: Field Study, 2064.

Table 26 shows that the environment where IDPs had lived before their displacement was healthy of the total respondents 98 percent IDPs had lived in healthy environment before displacement. Among the total respondents, around 8 percent IDPs have been living in unhealthy environment after displacement and around 28 percent IDPs have been living in normal environment and around 67 percent IDPs have been living in healthy environment.

## 7.13 Discontinuity of education

Education is the key for the people to build up the personality and capabilities in a society. Education plays a major role to determine the status of people. There is and attempt to examine the educational situation is the major theme of this topic. Among the total respondents only 2 person respondents expressed that study was the major work before their displacement. They were fresh students before their displacement. Among these two students, one of the

class 10 students and other one were the intermediate level students. They took more interest to attempt their final examination but they were not success to attempt their exam due to internal displacement. Security and money were the main problems of them. They were asking money for the transportation to return in their district but no one was ready to help them.

#### 7.14 Getting Job

The trend of population growth in Hapur V.D.C is highly increasing. Among of the respondents four IDPs have got the governmental job after displacement. They were teacher; most of the IDPs were engaged in different work in place of origin. They did either agricultural work or other small business before displacement. But they have been probleming to adjust the new place.

#### 7.15 Political affiliation of the Respondents

To examine the political affiliation of the respondent the distribution of respondents by political party is given in Table 27.

**Table: 27**

#### **Distribution of Respondents by Sex and Political Party**

Political affiliation	Before displacement				After displacement			
	Male	Female	Total		Male	Female	Total	
	Number	Number	No	%	No.	No.	No	%
Nepali Congress	18	4	22	43.13	13	3	16	31.37
N.C.P (UML)	8	3	1	21.56	0	0	0	0
RPP	4	-	4	7.84	0	0	0	0
CPN (Maoist)					6	2	8	15.68
Don't want to say	3	-	3	5.88	3	-	3	5.88
No any	6	3	9	17.64	14	6	20	39.21
Other	1	1	1	1.96	4	-	4	7.84
Total	4.	11	51	100.00	40	11	51	100.00

Source: Field Study, 2064.

Table 27 shows that the most of NC supporters and carders were displaced. Similarly, carders and supporters of N.C.P and R.P.P were occupied in second and third position of displaced persons. Number of the respondents who did not want to expose their political affiliation after displacement, was increased. The respondents, affiliated to different political parties were decreased after displacement.

The scenario of political affiliation before and after displacement shows that IDPs are either frosted with the current political affairs of the country or it was risky for them to indicate the party they were affiliated with.

### 7.16 Party Membership and Position

Because of so many kinds of obstacles and problems the respondents did not want to expose their position in political party. The attitudes of respondents to tell about their position have been decreasing day by day. The distribution of respondents by position in political party is given in Table 28.

**Table: 28**

#### **Distribution of Respondents by Position Party**

Position	Before displacement		After displacement	
	Number	%	Number	%
Supporter	19	37.25	7	13.72
Active member	15	29.41	12	23.52
Other	4	7.84	11	21.56
No any	13	25.49	21	41.17
Total	51	100.00	100.00	100.00

Source: Field Study, 2064.

Of the total respondents, around 37 percent were supporter, 29 percent were active members, 8 percent were in different position in their party and 25 percent did not identify themselves before displacement.

Similarly, around 14 percent were supporters, 25 percent were active members, 22 percent were in other position in party and 41 percent did not want to say their party position after the displacement.

### 7.17. Getting State Allowance

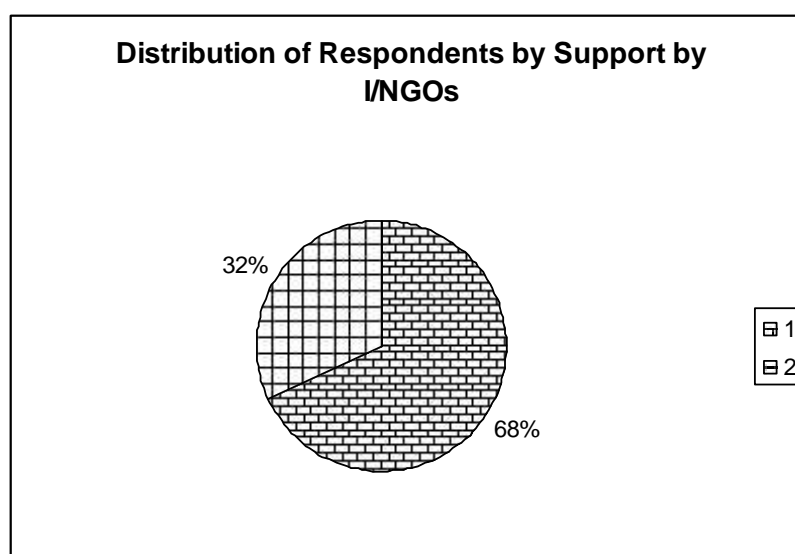
No IDPs had got the state allowance before displacement. Among the total respondents, around 20 percent (10 person) respondents had got the state allowance in different time. Most of them were getting allowance from CDO offices. Some were getting from directly in ministry of Home Affairs in Katmandu. The IDPs whose house had destructed by Maoists, they got extra allowance also. On the other hand 80 percent did not get state allowance after displacement.

### 7.18 Supports by I/NGOS

No IDPs got support by I/NGOs before displacement. But, there are various local I/NGOs working in the study area. These I/NGOs have been supporting different types of support to the IDPs. Distribution of respondents by support by I/NGOs is presented in Figure: 2.

**Figure: 2**

**Distribution of Respondents by Support by I/NGOs**



Only 32 percent IDPs had received support from I/NGOs and 68 percent IDPs had not received any kind of supports.

### **7.19 Celebrating Festivals**

Celebrating fest and festival are major cultural elements in our country. Distribution of respondents by obstacles in celebrating festivals is presented in Table 29.

**Table: 29**

#### **Distribution of Respondents by Obstacles in Celebrating Festivals**

Obstacles in celebrating Festivals	Before displacement		After displacement	
	No	%	No	%
Yes	21	41.17	5	9.80
No	30	58.82	46	90.19
Total	51	100.00	51	100.00

Source: Field Study, 2064.

Table 29 shows that around 41 percent respondent had obstacle on celebrating festival before displacement and around 59 percent had not any obstacle on celebrating festivals before displacement. Similarly around 90 percent had not any obstacle on celebrating festivals and around 10 percent had obstacle on celebrating festivals after types of obstacles for celebrating festivals were varied before and after displacement. The respondents who had obstacles in celebrating festivals before displacement reported that Maoists are the cause for it.

### **7.20 Participating in Family Ceremonies and Rituals**

Participation of family ceremonies and rituals measuring cultural practices in a society is present here. Distribution of respondents by obstacles in participating family ceremonies and rituals is presented in Table 30.

**Table: 30**

**Distribution of Respondents by Obstacles in Participating Family Ceremonies and Rituals**

Obstacles in Participating Family Ceremonies and rituals	Before displacement		After displacement	
	Number	%	Number	%
Yes	33	64.70	9	17.60
No	18	35.29	42	82.35
Total	51	100.00	51	100.00

Source: Field Study, 2064.

There were many obstacles in participating family ceremonies and rituals caused by Maoists before displacement. Table 7.14 shows that around 65 percent had obstacles in participating family ceremonies and rituals and around 35 percent had not obstacles before displacement. On the other hand, around 82 percent respondents had not obstacles in participating family ceremonies and rituals and around 18 percent had also obstacle after displacement.

This table also clarifies that, there is an improved security situation in the place of destination or study area.

### **7.21 Occupation**

Due to displacement, impact on occupation is also visibly seen. In the place of origin people are involved in various kinds of activities for the livelihood and family betterment. But, this is cut off when these people have to leave the place of origin forcefully. In the study area also, it was experienced which is discussed in Table 31.

**Table: 31**

**Distribution of Respondents by Type of Occupation**

Type of Occupation	Before Displacement		After displacement	
	Number	%	Number	%
Agriculture	29	56.86	30	58.82
Governments service	2	3.92	-	-
Business	4	7.84	9	17.64
Political	9	17.64	5	9.80
Study	2	3.92	2	3.92
Technical	1	1.96	1	1.96
Teaching	4	7.84	4	7.84
No any	-	-	-	-
Total	51	100.00	51	100.00

Source: Field Study, 2064.

Table 31 shows that round 57 percent respondents were based on agriculture before displacement i.e. 57 percent agricultural based were internally displaced. Similarly, around 18 percent were politician before their displacement likewise, business, teaching, government service and study with 8 percent, 8 percent, 4 percent and 4 percent respectively.

Proportion of the respondents around 59 percent was based on agriculture after displacement. Similarly, around 18 percent were business after displacement. Likewise, political, study, technical, teaching with 10 percent, 4 percent, 2 percent and 8 percent respectively after displacement.

## **7.22 Cultivation of Land in the Origin**

Cultivative land is the main source of living in most of the population of our country. Cultivation is another major aspect related to the land issue. Without cultivation, there would be created different types of problems. So,

cultivation is necessary for farmer. Distribution of respondent by cultivation of land is presented in Table 32.

**Table: 32**

**Distribution of Respondents by Cultivation Land of the Origin**

Cultivator of land	Before displacement		After displacement	
	Number	%	Number	%
Yes	47	92.15	21	41.17
No	4	7.84	24	47.05
No information	-	-	6	11.76
Total	51	100.00	51	100.00

Source: Field Study, 2064.

Table 32 shows that almost all (92%) respondents had cultivated before displacement. But it was decreased and remained only 41 percent after displacement. Similarly, the respondents whose land was not cultivated were around 8 percent before displacement but this proportion of the respondent was increased and reached 47 percent. Likewise remaining around 12 percent IDPs could not get information after their displacement.

Most of the land is not cultivated after the displacement. They were compelled to leave their origin. Due to lack of manpower or other problems their lands were not properly used. Reasons for not cultivating land before displacement was the Maoists invade on land.

**7.23 Destruction of House in the Place of Origin**

Destruction of house in the place of origin is pointed out in this topic. Distribution of respondents by destruction of house before their displacement is given Table 33.

**Table: 33**

**Distribution of Respondent by Destruction of Their Houses**

Destruction	Before displacement		After displacement	
	Number	%	Number	%
Yes	5	9.80	8	15.68
No	46	90.19	42	82.35
Don't know	-	-	1	1.96
Total	51	100.00	51	100.00

Source: Field Study, 2064.

Proportions of respondents whose house destruction before displacement were around 10 percent and the IDPs whose house was not destroyed were 90 percent. Similarly, around 18 percent internally displaced persons had destroyed their houses after the displacement. Among total respondents, 82 percent IDPs house have been remaining safe after displacement. The IDPs who had not get information about their house destruction were 2 percent.

**7.24 Capturing the House in the Place of Origin**

Respondents did not mention any cause of capturing their house by the Maoists. But they had left their origin due to capture use of their house by Maoists. Distributions of respondents by capture use their house in given in Table 34.

**Table: 34**

**Distribution of Respondents by Capture House by Maoists**

Type	Before displacement		After displacement	
	Number	%	Number	%
Full	3	37.5	15	75
Partial	5	62.5	5	25
Total	8	100.00	20	100.00

Source: Field Study, 2064.

Table 34 shows that around 63 percent internally displaced persons house was partially captured and 37 percent IDPs house was fully captured by Maoists before displacement.

Among the respondents whose houses were used captured, 75 percent IDPs house were fully captured and 25 percent were partially captured by Maoist after displacement.

Of the total respondents, Maoists captured house before displacement and 25 percent IDPs house was captured after displacement. The proportion of capturing was increased after displacement by Maoists. There was not any sort of rent for the use of house; there was no place to ask for that.

## 7.25 Desire to Sell the Land

The IDPs desiring to sell their land were higher in number but is remains worthless due to the crisis in the village. No one easily buys the land. Similarly another major problem is reaching the village for that purpose. Distribution of respondents by their desire to sell their land is presented in Table 35.

**Table: 35**

### **Distribution of Respondents by Desire to Sell the Land**

Desire	Before displacement		After displacement	
	Number	%	Number	%
Yes	9	17.64	38	74.90
No	42	82.35	13	25.49
Total	51	100.00	51	100.00

Source: Field Study, 2064.

Table 35 shows that around 83 percent IDPs did not desire to sell their land before displacement and only around 18 percent IDPs desired to sell their land before displacement. But such type of desire was changed due to internal displacement .The desire to sell was increased after displacement and reached

around 75 percent. The proportion who had not desire to sell their land was decreased and remain around 25 percent after displacement.

IDPs having desire to sell their land was higher but it remains worthless due to the crisis in the village. No one easily buys the land. Similarly, another major problem is difficulty on reaching the village for that purpose Maoists had banned the buying and selling activities. If the civilians want to sell their land, they should have concerned with local so-called public government. Without their permission no one could sell and buy on the other hand, no people had found to buy in the village.

## 7.26 Land ownership (After Displacement) on Destination

Cultivative land is the main source of living in most of the population of our country. Different size and types of land distribution of IDPs after displacement is described in this topic. Distribution of land ownership and its types is presented in Table 36.

**Table: 36**

### **Distribution of Respondents by Ownership of Land and its Types (After Displacement)**

Size of land	Types of land			
	Khet		Bari	
	Number	%	Number	%
<5 Ropani	21	41.17	26	50.98
5-10	11	21.56	9	17.64
10-20 Ropani	7	13.72	6	11.74
20-30 Ropani	2	3.92	-	-
30>Ropani	2	3.92	-	-
None	2	3.92	2	3.952
Don't know	3	5.88	3	5.88
Total	51	100.00	51	100.00

Source: Field Study, 2064.

Among the total respondents who had Khets, less than 5 ropani are around 41 percent. Similarly, the IDPs who had 5-10 ropani Khet were around 22 percent followed by 10-20 ropani, 20-30 ropani and more 30 ropani, with 14 percent, 10 percent, 4 percent like wise 4 percent had no any types of Khet and 6 percent did not want to say.

Of the total respondents, 51 percent had less than 5 ropani Bari. 5-10 Ropani had 18 percent. Similarly 10-20 ropani, 20-30 ropani more than 30 ropani with 12 percent, 10 percent and more than 30 ropani Bari had not any person respectively.

In this study, when they came there they had many problem and they were going struggle. After some time, they were stability that place.

## CHAPTER EIGHT

### 8.1 Summary

Conflict – Induced internal displacement has been emerging as a burning issue in the content of Nepal. This issue was induced since the outbreak of Maoists 'people's war' in 13 February 1996. Conflict between the state and Maoists caused this study has mainly focused on social, economic, causes of internal displaced and impact of conflict induced internally displaced people, a glaring problem of internal displacement in the country. Such displacement has been a critical concern in the country which has posed serious humanitarian, economic, political and security challenges.

The study was conducted in Hapur V.D.C Dang district adopting methodology descriptive exploratory as well as analytical research designs and use to Data collection techniques: Questionnaire, focus group discussion and observation. Purposive sampling method was applied and altogether 51 IDPs were interviewed.

Out of 51 respondents, 37.25 percent were from Rolpa district. 27.45 percent were from Rukum district and 35.3 percent were from other districts. All of them were from rural areas. Among total respondents, 49 percent were Chhetri followed by Brahmin 23.5 percent; Thakuri 13.7 percent and Magar were 13.7 percent. Male and female proportion was 78.44 percent and 21.56 percent respectively. Similarly, 2.5 percent were Under 14 years 45.4 percent were 15-45 years, 36.3 percent were 46-49 years, and 9 percent were above 60 years. Among the respondents 80.3 percent were married, 15.6 percent unmarried, 1.9 percent widowhood and 1.9 percent Divorced. Similarly, 56.8 percent were joint family, and 43.2 percent were Nuclear family of the total respondents 84.3 percent were literate and 15.6 percent were illiterate. Among total respondents 58% had agricultural occupation before their displacement followed politics 20 percent, business 9 percent, teacher 4.9 percent, government job 3.9 percent, study 2.9 percent, and technician 1.9 percent

respectively. The percent of respondents were politically affiliated with or supporter of Nepali congress 43.13 percent followed by N.C.P 21.56 percent, R.P.P 7.84 percent, and party 25.48 percent before displacement.

The proportion of respondents in political affiliation was decreased after displacement. 98 percent were displace due to political cause. Among total respondents, 60.78 percent have been living in own home, 23.5 percent have been living in relative's home, 11.7 percent have been living in rent, and 3.9 percent in friends's home. Among the total respondents 58.8 percent are feeling secure, 37.2 percent feeling approximately peace and 3.92 percent feeling no peace after displacement.

Around 24 percent respondents were displace before 2058 B.S. 20 percent were 2059 B.S. , 25 percent were 2060 B.S, and 31 percent were on the above 2061 B.S. 66.66 percent respondents were living healthy environment in the study area, 25.49 were living normal condition, and 7.84 percent were living unhealthy. Most of the respondents were usually going for treatments in district hospital in study are.

IDPs had very good relation to their neighbors and relatives before displacement. But, this proportion is decreased after displacement. They couldn't meet their relatives or neighbors who are living in the place of destination. Some of them couldn't get the information also. After one month ago, IDPs could go to their origin place.

The proportion of respondents falling sick is increased after displacement. Due to the lack of sufficient hygienic food, this proportion has increased after the displacement. Health conditions of IDPs is becoming more serious if they fall sick, they have not money for treatment. Some respondents are suffering from chronic disease in the place of destination when they had just displaced. They have neither money nor other resources for surveying. Among respondents around 3.92 percent were students. Their education was fully disturbed after displacement. Their interest towards study is become

meaningless in the place of destination. The children of the respondent are deprived of the school enrollment.

Involvement in occupation has been cut off. Before displacement respondents were involved in various jobs and social works. But vast majority of population couldn't get any work in the place of destination. They are seeking jobs but they have not got.

Most of the respondents were from agricultural based communities. Their land and property has been captured by Maoists. Males are usually compelled to flee; women find themselves carrying the whole burden of the family including child care, household chores and agricultural works.

## **8.2 Conclusion**

Multiple causes resulted from the armed conflict between the state and Maoists have forced people to be displaced from their places of origin where they were insecure facing economic, hardships, shortage of food, and lack of health facilities. Obstacles in movement, lack of education, threat and lack of communication. Killings of family member and disappearance, arrest, and crossfire in village are the violence and insecurity related causes of internal displacement.

Various forms of social, economic, cultural and political causes are playing major role to be displaced. Compulsion to give donation to the Maoists is the main economic cause to be involved in unwilling activities, insult of people in front of society. Rolpa districts is the highest place of origin of IDPS then other district. Among the different age group, active age groups are domination and between the marital status, married groups are many affected. On the types of family, Joint family is high IDPs of the total respondents, literate is high position and Agriculture occupation also affected. Among the different caste shows, Chhetris are highly displaced then other cast.

IDPs are displacement by different types of displacement of nature. Threat by CPN Maoist is the main cause for internal displacement in the origin

area. IDPs are feeling General security and many IDP have own home. Good relation is decrease with relatives, after displacement of IDPs. When they are falling sick, they go to district hospital for treatment. The Environment of the Hapur V.D.C. is match of them, they could easily adjust that place and there is many opportunities of Job, education, health security and transportation. So, that they are not like to return in the place of origin. When they were displacement, active political members are going to decrease.

Political restriction is another cause to be displaced; people are facing obstacles to get involved in the activities of other political parties by the Maoists. Moreover, Maoists, attack is due to political beliefs. These are also causes to be displaced.

Through this study some major conclusion are as follows:

- IDPs came from many areas and background. Most castes ethnic groups are represented. Some are rich and some are poor.
- All of the displaced persons were from the rural communities. So they have been facing the struggle in location after sometime. They are stability easily in the place.
- Many Interviews with IDPs have there land and half IDPs have own home. The IDPs who have no home trying to build the own home.
- Interviews with IDPs suggest that not all will return home, even if the security situation improves.

### **8.3 Recommendations**

The present study put some recommendations for the major stakeholders which are as follows:

- In short term immediately assist to IDPs in housing, food, education and security of Hapur VDC.
- State should create particular mechanism that looks after the issue of conflict- induced internal displacement through out the country and assists the IDPs.

- Both of the parties should be serious about IDPs and be ready to allow and create an appropriate environment to guarantee the rights and protection of the IDPs so that they can return to their places of origin and live peacefully.
- The government should form in a separate entity to look into the problems of internal displaced people in organized and effective manner. Both conflicting parties should follow and implement the basic rights of the IDPs in all of the stage Viz. before, during and after displacement.
- State should incorporate the standards domestic laws and follows accordingly.
- Workshops, discussions and interactions on the problems faced by the displaced people, the probable solutions of the problems should be organized regularly with participation of I/NoGs and government agencies.
- International community and I/NGOs should initiate assisting IDPs with emergency relief packages as well as short term and long term strategies.

## REFERENCES

- Bdhri, 2004. **Country Reports on human rights practices - 2003** Bureau of Democracy, Human Rights, and Labour
- Benninger Budel, Carin et al. 1999. **Violence against Women: A Report** Switzerland: world organization against torture (OMCT).
- CBS (2001). **Pop<sup>n</sup> Census 2001**: Published by Central Bureau of Statistic, Kathmandu.
- Dhakal, Dilli Raman, 2004. **Plight of internally displaced persons in Nepal**, inArticleAvailableon:  
<http://www.nepalnews.com.np/contents/englishweekly/telegraph/2004/apr/aprot/views.htm>.
- Dukes, Franklin E, 1996. **Resolving Public Conflict: Transforming Community and Governance**. Manchester and New York. Manchester University Press.
- Deng, Francis M, 2004. **The Plight of the Internally Displace: A Challenge to the International Community**. Available at the brooking. edu. /dybdocroot /fp / project /idp/ 20040408 plight. Pdf
- Fisher, Simon et al, 2000. **Working with conflict: Skill and Strategies for Action**. UK and USA: Zed Books Ltd
- Gautam, Shobha et al. 2001. **Where there are No Men; Women in the Maoist Insurgency in Nepal**. In Rita Manchahda (ed) Women, war and Peace in the South Asia: Beyond Victim hood to Agency. New Delhi: Sage Publications India Pvt. Ltd. Pp. 214-251.
- GTZ et al, 2003. **Nepal IDP Research Initiative Findings**. Research report prepared by the concerned agencies. Kathmandu: GIZ, INF, SNU, UNDP/RUPP, NHRC and the Global IDP project.
- Global IDP project, 2004a. **Internal Displacement: A Global Overview of Trends and Development in 2003**. Available at the Global IDP project website: <http://www.idpproject.org>

- Global IDP project, 2004b. **Profile of internal displacement: Nepal.**  
 Compilation of the information available at the global IDP project  
 website: <http://www.idpproject.org>.
- INSEC, 2004b. **INSEC ABHIYAN. No. 93.** Kathmandu: Informal sector  
 service centre
- INSEC, 2005. **Human Rights yearbook 2005** Kathmandu: Information  
 sector service centre.
- INSEC, 2004. **Impact of Internal Armed Conflict on Women and Children:  
 A Research Report of Sindhuli District of Nepal.** Sindhuli: institute of  
 peace and Development.
- Kattel, Mukunda, 2003, **Introduction to "The People's War" and its  
 Implications"** in Arjun Karki et al. The people's war in Nepal: Left  
 perspectives (Delhi: Adroit Publisher).
- Knatiucada, Padama, 2004. **Internally Displaced persons (IDPS) in Nepal:  
 Problems and Challenges.** In Lok Raj Baral (ed) Nepali Journal  
 of Contemporary Studies. Bol. IV No. 2. Kathmandu: Nepal Centre for  
 Contemporary Studies. Pp. 45-/3.
- Karki, Arjun, 2003. **"A Radical Reform Agenda for Conflict Resolution in  
 Nepal"** in Arjun Karki et al (eds), The people's war in Nepal: left  
 perspective, (Delhi: Adroit Publishers)
- Kattle, Mukunda, 2003, **Introduction to "The People's War and its  
 Implications"** in Arjun Karki et al. (eds) The people's war in Nepal: left  
 perspectives (Delhi: Adroit Publishers)
- Kumar, Dhruva, 2003. **Consequences of the Militarized conflict and the  
 Cost of Violence in Nepal.** In Dilli Ram Dahal et al. (eds) contribution  
 to Nepalese studies. Vol. 30. No. 2. Kathmandu: Centre for Nepal and  
 Asian Studies. T.U-Pp-167-216.
- Khatiwada, Padma, 2005. **Internally Displaced persons (IDPS) in Nepal:  
 Problems and Challenges.** In Lok Raj Baral (ed) Nepali Journal of  
 contemporary studiessd. Vol IV, No. 2, Kathmandu: Nepal centre for  
 contemporary studies Pp 45 - b3

- Kernot, Sqrn, 2003. **Insurgency and Displacement. Kathmandu:** South Asia forum for Human Rights (SAFHR)
- Maharjan, Pancha N., 2000. **The Maoist insurgency and crisis of Governability in Nepal.** In Dhurba Kumar (Ed.) Domestic conflict and crisis of Governability in Nepal. Kathmandu: Centre for Nepal and Asian studies (CNAS), T.U Pp 163 - 196.
- Muggan, Robert ,2003. **A Pressing Humanitarian and Development Issue: Reflection on Internal Displacement and Resettlement.** In GSC Quarterly 9. Available at the Science Research Council Website: <http://www.ssrc.org/program/Isc/publications/quarterly/muggahpressing.pdf>.
- Martinez, Esperanza, 2002. **Conflict-related displacement in Nepal,** research report prepared for USA id. Kathmandu: United States Agency for international development.
- NRC, 2005, **profile of internal displacement:** compilation of the information, available on the global IDP project website: [//www.idpproject.org](http://www.idpproject.org)
- NRC, 2003-Nepal: **displaced and ignored.** Available at the Norwegian refugee council website: <http://www.reliefweb.int/>
- NIP, 2005, **Internal Displacement:** A advocacy toolkit (Lalitpur: Nepal Institute of peace)
- Pokhrel, Shankar, 2002. **Maobadi Ugrabampantha Ra Prajatantrik Nikas.** Kathmandu: Ekkaisawn Shatabdi Monthly.
- Raj, Prakash A., 2004. **Maoists in the land of Buddha: An analytical study of the Maoist insurgency in Nepal.** New Delhi: Nirala Publications
- Shukla, Kavita, 2004. **Forgotten People:** The internally displaced people of Nepal. Available at the refugees international website: <http://www.refintl.org/cgi-bin/ri/bulletin?bc=00749>
- Shrestha, Chuda Bahadur, 2004. **Nepal: Coping with Maoist Insurgency.** Kathmandu: Chetana Lokshum.

- Shrestha, Mahesh, et al, 2005, **Nepal: A problem unprepared for** in Paula Banergee et al (eds) Internal Displacement in South Asia (New Delhi: Sage Publications Pvt (Ltd). Pp 240 - 245.
- Thapa, Deepak, 2002, **The Maobadi of Nepal**, in Kanak Mani Dixit et al (eds) State of Nepal (Lalitpur: Himal Books Publications)
- Thapa, Deepak et al 2003. **A Kingdom Under Siege: Nepal's Maoist Insurgency** 1996 to 2003. Kathmandu: the print house
- Upreti, Bishnu Raj, 2004a. **The Price of Neglect: From Resource Conflict to Maoist insurgency in the Himalayan Kingdom**. Kathmandu: hirkuti Academic Publications.
- .Upreti, 2004b. **Neglected Reality: Resource Governance and Conflict in Nepal**. In Mukti Rijal (ed). Readings on Governance and development (IGD). Pp. 95-111.
- Upreti, Bishnu Raj, 2004b, **Neglected Reality: Resource Governance and Conflict in Nepal**, in Mukti Rijal (ed) readings on governance and development. vol. 3 Kathmandu: institute of governance and development (IGD). Pp 95 - III.

# Annex- 1

## Questionnaire

**Tribhuvan University**

**Central Department of Geography**

**Kirtipur, Kathmandu**

**Objectives:** To study on socio-economic and demographic situation of internally Displaced persons with respect to place of origin and place of destination.

**Topics: Conflict Induced internal displacement: A study of Hapur VDC, Dang District.**

District: Dang, Hapur VDC, Ward No. ....

1. Name of Respondent:

Age: Sex: a. Male b. Female

2. Permanent Address .....

3. Marital Status: a. Married b. Unmarried

c. Widow d. Divorced

4. Type of family: a. Joint family b. Nuclear family

5. Caste: a. Brahmin b. Chhetri c. Dalit

d. Janjati e. Others (specify) ...

6. Recently living with:

a. Whole family member's b. Some of family member's

c. Relatives d. Friends e. Alone

### Section – 1: General information.

1. What is your occupation?

a. Agriculture b. Business

c. Govt. Services d. Others (specify) ...

2. What is your educational status?

- a. Literate      b. Illiterate

3. If literate, what is your educational level?

.....

4. When did you leave your village?

[Year (s).....Month (s).....Day (s).....]

5. What was the major violence and insecurity that made you left your village?

a. killing of family members/relatives by state.

b. killing of family members/relative by Maoist.

c. Threat by state

h. Threat by Maoist

d. Beating by state

i. Beating by Maoist

e. Arrest by state

j. Arrest by Maoist

f. Pressure by state of join

k. Pressure by Maoist

g. Crossfire in the village

6. What is the major cause for your displacement?

a. Economic

b. Political

c. Cultural

d. Health

e. Social

f. Others (specify)...

7. How have you been living in this place?

a. On rent

b. In relatives home

c. In friends home

d. In camp

e. In any organization Supported residence

f. Others (specify) .....

8. What kind of difficulties you have in this place?

a. Housing

b. Lodging

c. Insecurity

d. Health

e. Education

f. All of above

g. Others (specify) .....

9. What kinds of facilities you have in this place?

a. Housing

b. Food

- c. Lodging                      d. Education
- e. Security f. Others (specify) .....

10. How much peace have you been feeling after coming there?

- a. General b. Approximately
- c. No peace                      d. Others (specify) .....

**Section – 2: Social in formation**

	Before Displacement	After Displacement
11. Relation with your relatives and neighbors. a. very good d. good c. normal d. bad e. very bad	<input type="checkbox"/>	<input type="checkbox"/>
12. Participating in group gathering with people in the village a. Very often b. Often c. Normal d. Rarely e. Very Rarely	<input type="checkbox"/>	<input type="checkbox"/>
13. Meeting relatives a. Often b. Very often c. Normal d. Rarely e. Very rarely	<input type="checkbox"/>	<input type="checkbox"/>
14. Relation with other local people a. Very good b. Good c. Normal d. Bad e. Very rarely	<input type="checkbox"/>	<input type="checkbox"/>
15. Participating in group gathering in the local people a. Often b. Very often c. Normal d. Rarely e. Very rarely	<input type="checkbox"/>	<input type="checkbox"/>
16. Relation with other displaced people a. Very good d. Good c. Normal d. Bad e. Very bad.	<input type="checkbox"/>	<input type="checkbox"/>
17. Participating in group gathering with other displaced people. a. Often b. Very often c. Normal d. Rarely e. Very rarely	<input type="checkbox"/>	<input type="checkbox"/>
18. Falling sick a. Often. B. Very often c. Normal d. Rarely e. Very rarely	<input type="checkbox"/>	<input type="checkbox"/>
19. Place often you go for treatment a. Health post/health centre b. District Hospital c. Zonal Hospital d. Hospital in Kathmandu e. Dhami/Jhakri	<input type="checkbox"/>	<input type="checkbox"/>

20. Behavior of doctors and nurses a. Good b. Equally as to the local people c. Discriminatory	<input type="checkbox"/>	<input type="checkbox"/>
21. Suffered form chronic disease a) Yes b) No	<input type="checkbox"/>	<input type="checkbox"/>
22. Accessibility to hygienic food a) Yes b) No	<input type="checkbox"/>	<input type="checkbox"/>
23. Environment of the place you living a. Healthy b. Normal c. Un healthy d. Very healthy	<input type="checkbox"/>	<input type="checkbox"/>
24. What is your educational position? a. Literature b. Illiterate	<input type="checkbox"/>	<input type="checkbox"/>
25. If literate what is your educational qualification? .....	<input type="checkbox"/>	<input type="checkbox"/>
26. Have your educational continuity is disrupted? a) Yes b) No	<input type="checkbox"/>	<input type="checkbox"/>
27. If yes, when? a. Before displacement b. After displacement	<input type="checkbox"/>	<input type="checkbox"/>
28. Have you got any job? a) Yes b) No	<input type="checkbox"/>	<input type="checkbox"/>

### Section – 3: Economic related Information

29. Occupation a. Job b. Agriculture c. Labour d. Business e. Household workers f. Not job g. Others (specify) ...	<input type="checkbox"/>	<input type="checkbox"/>
30. If agriculture a. In own land b. In others land	<input type="checkbox"/>	<input type="checkbox"/>
31. Production a. Enough for sell b. Little for sell c. Sufficient for household consumption only d. Insufficient o household consumption	<input type="checkbox"/>	<input type="checkbox"/>
32. If labour,	<input type="checkbox"/>	<input type="checkbox"/>

a. Agriculture labour b. Construction labour c. Transportation labour d. Hotel/Restaurant labour e. Other (specify)...		
33. If business and labour, income..... a. Remains for saving also b. Adequate to household expenditure c. Deficient for household expenditure	<input type="checkbox"/>	<input type="checkbox"/>
34. Are you involved in extra income activities? a) Yes b) No	<input type="checkbox"/>	<input type="checkbox"/>
35. If you are involved in extra income activity, what is that? a. Teaching b. Domestic labour c. Others (specify)...	<input type="checkbox"/>	<input type="checkbox"/>
36. Dependency of family member up on you? a) Yes b) No	<input type="checkbox"/>	<input type="checkbox"/>

37. Have you sent money to your family?

a) Yes            b) No

38. If No, how they manage for survival?

a. Farming                      b. Small Business                        
c. Don't know                      d. Others (specify) ...

39. If you don't do any work job here, how have you been managing for survival? .....

.....

40. How much land you have? (Mention in Ropani) a. Khet..... b. Bari..... c. Other type of land.....	<input type="checkbox"/> <input type="checkbox"/> <input type="checkbox"/>	<input type="checkbox"/> <input type="checkbox"/> <input type="checkbox"/>
41. Have you cultivation al land? a) Yes b) No	<input type="checkbox"/>	<input type="checkbox"/>
42. If Yes, Use of land by a. Family members b. Relatives	<input type="checkbox"/>	<input type="checkbox"/>

c. Neighbour d. by others (specify) .....		
42. If Yes, Use of land by a. Family member b. Relatives c. Neighbour d. By others (specify) ...	<input type="checkbox"/>	<input type="checkbox"/>
43. If not, cultivating the land, what is reason a. Lack of manpower b. Captured by conflicting party c. Insecurity d. Others (specify) ...	<input type="checkbox"/>	<input type="checkbox"/>
44. Have you getting share of the production? a) Yes b) No	<input type="checkbox"/>	<input type="checkbox"/>
45. If yes, how much? a) Yes b) No	<input type="checkbox"/>	<input type="checkbox"/>
46. Destruction of your house in the pace of origin a) Yes b) No	<input type="checkbox"/>	<input type="checkbox"/>
47. If Yes, by whom? a. By Maoist b. By security force c. Others (specify) ...	<input type="checkbox"/>	<input type="checkbox"/>
48. Capture/Use of house by the confecting parties a) Yes b) No	<input type="checkbox"/>	<input type="checkbox"/>
49. If Yes, a. Partia/room b. Whole	<input type="checkbox"/>	<input type="checkbox"/>
50. If your house is captured, by whom? a. Maoist b. Security force c. Others (specify) ...	<input type="checkbox"/>	<input type="checkbox"/>
51. Getting rent a) Yes b) No	<input type="checkbox"/>	<input type="checkbox"/>
52. Do you want to sell the land? a) Yes b) No	<input type="checkbox"/>	<input type="checkbox"/>
53. If Yes, Can you do it? a) Yes b) No	<input type="checkbox"/>	<input type="checkbox"/>

54 If not why?.....

**Section – 4: Political and Cultural information**

55. What is your political ideology? a. Nepali Congress b. Nepali Congress (Democratic) c. CPN (UML) d. Rastriya Prajatantra Party e. CPN (Maoist) f. Others (specify) ..... g. Don't want to say h. No any	<input type="checkbox"/>	<input type="checkbox"/>
56. What is your position in your party? a. Supporter b. Active member c. Other (specify) ..... .....	<input type="checkbox"/>	<input type="checkbox"/>
57. Have you renewed your party membership? a) Yes b) No	<input type="checkbox"/>	<input type="checkbox"/>
58. Did you receive state allowance? a) Yes b) No	<input type="checkbox"/>	<input type="checkbox"/>
59. Have you received any support form I/NGOs? a) Yes b) No	<input type="checkbox"/>	<input type="checkbox"/>
60. If yes what kind of support? a. Economic b. Food c. Clothes d. Health – related e. Others (specify).....	<input type="checkbox"/>	<input type="checkbox"/>
61. Do you have obstacles in celebrating festivals? a) Yes b) No	<input type="checkbox"/>	<input type="checkbox"/>
62. Obstacles in participating family ceremonies and rituals.	<input type="checkbox"/>	<input type="checkbox"/>

a) Yes b) No		
--------------	--	--

## Annex - 2

### Check List for FGD

IDPs of Hapur VDC

District.....

VDC.....

Village.....

Date.....

Time.....

Duration.....

Moderator.....

Recorder/Note-taker.....

Number of Participants:

S.No.	Name	Age	Sex	Ethnicity	Education	Occupation
-------	------	-----	-----	-----------	-----------	------------


**NATURE OF DISPLACEMENT**

1. Violence and Insecurity
2. Causes of displacement
3. Present Shelter
4. Difficulties after displacement
5. Facilities after displacement
6. Peace Feelings
7. Duration of displacement
8. Willingness to return place of origin

**IMPACT OF INTERNAL DISPLACEMENT**

1. Relation with relatives and neighbors in the place of origin
2. Participating in meeting
3. Meeting relatives
4. Relation with local people in the place of destination
5. Relation with other IDPs
6. Group gathering with other IDPs
7. Falling Sick
8. Place of treatment
9. Behavior of doctors and nurses

10. Suffered from chronic disease
11. Accessibility to hygienic food
12. Environment of the place
13. Discontinuity of education
14. Getting Job
15. Political affiliation of the respondents
16. Party Membership and Position
17. Getting State allowance
18. Supports by I/NGOS
19. Celebrating Festivals
20. Participating in Family Ceremonies and rituals
21. Occupation
22. Cultivation of Land in the Origin
23. Destruction of house in the place of origin
24. Capturing the house in the place of origin
25. Desire to sell the land
26. Land ownership (After displacement) on destination