

PROFIT PLANNING AND CONTROL

(With reference to Nepal SBI Bank Ltd)

A Thesis

Submitted By:

Krishna Bahadur Khadka

Nepal Commerce Campus

T.U. Regd No.: 24527-90

Campus Roll No: 954/2065

MBS Symbol No.: 250706/068

Submitted To:

Office of the Dean

Faculty of Management

Tribhuvan University

In the Partial Fulfillment of the Requirement for the Degree of
Master's of Business Studies (MBS)

New Baneshwor, Kathmandu
September, 2014

RECOMMENDATION

This is to certify that the thesis:

Submitted by:

Krishna Bahadur Khadka

Entitled:

**“Dividend Policy and Practices in Nepalese Joint venture Banks”
(With Reference to SCBNL, NSBL and NABIL Bank)**

has been prepared as approved by this department in the prescribed format of the
Faculty of Management .This thesis is forwarded for examination.

.....
(Prof. Dr. Sushil Bhakta Mathema)
Head of Research Department &
Thesis Supervisor

.....
(Jyoti Pandey)
Campus Chief

Date:.....

VIVA-VOCE SHEET

We have conducted the viva-voce examination of the thesis presented

Submitted by:

Krishna Bahadur Khadka

Entitled:

“Dividend Policy and Practices in Nepalese Joint venture Banks”
(With Reference to SCBNL, NSBL and NABIL Bank)

and found the thesis to be original work of the student and written according to the prescribed format. We recommend the thesis to be accepted as partial fulfillment of the requirement for Masters Degree of Business Studies (MBS)

Viva-Voce Committee

Head Research Department:

Member (Thesis Supervisor):

Member (External Expert):

Date:

DECLARATION

I hereby declare that this thesis work entitled PROFIT PLANNING AND CONTROL

(With reference to Nepal SBI Bank Ltd) submitted to Office of the Dean, Faculty of Management, Tribhuvan University, is my original work done in the form of partial fulfillment of the requirement for the Degree of Masters of Business Studies which is prepared under the supervision of Joginder Goet, lecturer of Nepal Commerce Campus.

Date: September, 2014

Khadka

.....
Krishna Bahadur

Researcher

ACKNOWLEDGEMENTS

This study was made possible through the generous contributions of many people. I am indebted to my respected supervisor **Joginder Goet, lecturer** of Nepal Commerce Campus, who despite his busy schedule provided valuable and meaningful suggestions and comments for the preparation of this report.

I would like to express my deep gratitude towards Head of the Research Department of Nepal Commerce Campus **Prof. Dr. Kamal Deep Dhakal**, who have immensely contributed his time to guide me for the preparation of this thesis.

I would like to express my gratitude to all the peoples and organizations that have helped to bring this report in this form. This could not be possible without the help and support of them during the research. Similarly, all the staff members of Shankar Dev Campus, Library and Central Library of Tribhuwan University who also helped me in different ways while preparing this report.

I am also indebted to my friends who helped me a lot by providing his valuable suggestions and co-operation to prepare this thesis. Especially, I am very much grateful to my family members who helped me in every moment to prepare this thesis, without his support this could not be possible for me.

Finally, I hope that this thesis report will be guideline to the student of business studies and to those who wish to make further research under this topic. I have tried to prepare the report errorless as much as possible but hope the possible errors would be covered by the further researchers if any.

.....

Krishna Bahadur Khadka

Nepal Commerce Campus

September, 2014

Table of Contents

	<i>Page</i>
Recommendation	
Viva Voce Sheet	
Declaration	
Acknowledgement	
Table of Contents	
List of Tables	
List of Figures	
Acronyms	
CHAPTER – I	
INTRODUCTION	(1-18)
1.1 Background of the Study	1
1.1.1 Nepalese Economy - Current Macroeconomic Condition	3
1.2.2 Meaning and importance of financial institutions	4
1.1.3 Major Financial Policy of Nepal	5
1.1.4 Development of Banks	10
1.2 Profile of Nepal SBI Bank Limited	11
1.3 Statement of the Problems	14
1.4 Objectives of the Study	15
1.5 Importance of the Study	16
1.6 Limitations of the Study	16
1.7 Organization of the Study	17
CHAPTER – II	
CONCEPTUAL FRAMEWORK & REVIEW OF LITERATURE	(19-61)
2.1 Introduction	19
2.2 Concept of Commercial Bank	19

2.2.1 NRB Regulation	20
2.2.1.1. Prescribed Regulations for commercial Banks	20
2.2.2 Evolution of Commercial Bank	21
2.2.3 Existing Scenario of Banking Sector	26
2.2.4 Domestic Legal Provisions Regarding Banking Sector.	26
2.2.5 Activities of the Commercial Banks	29
2.2.5.1 Collection of Resource	30
2.2.5.2 Development or Mobilization of Resources	31
2.2.6 Impact of National and International Situation on Commercial Bank.	34
2.3 Profits Planning as a Concept	35
2.4 Mechanism of Profit Planning	37
2.4.1 Profit as a Concept	37
2.4.2 Long Term and Short Term Profit Planning	38
2.4.3 Concept of Planning and Control	39
2.5 Budgetary Control	40
2.5.1 Concept of Budgeting and Budget.	40
2.5.2 Budgeting in Profit plan	41
2.5.3 Prerequisites of Budgeting	41
2.6 Basic concept of Profit Planning	42
2.7 Merits and Demerits of Profit Planning and Control	45
2.8 Profit planning and Control Process	47
2.9 Limitations of Profit Plan	49
2.10 Profit Planning in Commercial Banks	49
2.10.1 Planning for Resources	50
2.10.2 Non - Fund Consuming Income Plan	50
2.10.3 Planning for Expenditure	51
2.10.4 Planning for Revenue	52
2.11 Application of Profit Plan in Banking Sector	52
2.12 Execution of Profit Planning and Control	53
2.13 Review of Previous Research Works	54
2.14 Research Gap	60

CHAPTER – III

RESEARCH METHODOLOGY (62-68)

3.1 Introduction	62
3.2 Research Design	62
3.3 Population and Sample	63
3.4 Sources and Collection of Data	63
3.5 Study Variables	63
3.6 Analytical Tools	64
3.6.1 Statistical and Mathematical Tools	64
3.6.1.1 Percentile increment	64
3.6.1.2 Arithmetic Mean (Average)	64
3.6.1.3 Correlation of Coefficient	65
3.6.1.4 Regression Analysis	66
3.6.1.5 Standard Deviation ()	67
3.6.2 Financial Tools	68

CHAPTER – IV

PRESENTATION AND ANALYSIS OF DATA (69-100)

4.1 Vision and Mission of Nepal SBI Bank Limited	69
4.2 Resource Mobilization Planning	70
4.3 Customer Deposit Collection	71
4.3.1 Deposit Collection Budget of Nepal SBI Bank Ltd.	72
4.4 Resources Deployment Plan of Nepal SBI Bank Ltd.	75
4.4.1 Budgeted and Actual LDO of SBI	78
4.4.2 Resources Deployment in Other Sector (NLDO)	881
4.4.3 Actual deposit and outstanding LDO of SBI Bank limited	83
4.5 Interest Expenses	86
4.6 Interest Income	87
4.6.1 Interest Margin	90

4.7 Performance Evaluation of SBI Bank Limited	91
4.8 Ratio Analysis	92
4.8.1 Liquidity Ratio	92
4.8.2 Leverage Ratio	94
4.8.3 Debt-Equity Ratio	94
4.8.4 Interest Coverage Ratio (ICR)	96
4.8.5 Profitability Ratio	98
4.9 Major Findings of the Study	99

CHAPTER –V

SUMMARY, CONCLUSIONS & RECOMMENDATIONS (101-105)

5.1 Summary	101
5.2 Conclusions	102
5.3 Recommendations	103

Bibliography

Appendices

List of Tables

Table: 4.1	Status of Available Resource	70
Table: 4.2	Status of Budgeted & Actual Deposit Collection	72
Table: 4.3	Deposit Collection Budget & Actual Deposit	74
Table: 4.4	Total Income Generating Dep. of SBI Bank Limited	77
Table: 4.5	Budgeted & Actual loan, Discount, & Overdraft	78
Table: 4.6	Summary of Budgeted LDO and Achievement	79
Table: 4.7	Status of Budgeted & Actual Deployment in Other Sector	81
Table: 4.8	Result of NLDO of SBI	83
Table: 4.9	Status of LDO vs. Actual Deposit of SBI Bank Limited	84
Table: 4.10	Result of actual deposit and actual O/S LDO	85
Table: 4.11	Status of average cost of deposit	86
Table: 4.12	Status of average return of LDO	88
Table: 4.13	Result of Actual LDO and Interest Income	89
Table: 4.14	Movements in Interest Margin of SBI Bank Limited	90
Table: 4.15	Current Ratio of SBI	93
Table: 4.16	Debt-Equity Ratio of SBI	95
Table: 4.17	Calculation of Interest Coverage Ratio	97
Table: 4.18	Profitability Ratio of SBI Bank Limited	98

List of Figures

Figure: 4.1	Status of available resources	71
Figure: 4.2	Budgeted and Actual Deposit Collection	73
Figure: 4.3	Budgeted and Actual LDO	78
Figure: 4.4	Status of budgeted and actual NLDO	82
Figure: 4.5	Actual deposit and actual LDO	84
Figure: 4.6	Average Cost of Deposit	87
Figure: 4.7	Status of average return of LDO	88
Figure: 4.8	Interest Margin of SBI Bank Limited	91
Figure: 4.9	Current Assets & Current Liabilities of SBI Bank Limited	93
Figure: 4.10	Borrowing & Shareholder's Equity of SBI Bank Limited	95

Abbreviations

A.D.	:	Anno Domini
ASEAN	:	Association for South East Asian Nations
ATM	:	Automated Teller Machine
B.S	:	Bikram Sambat
C.V.	:	Coefficient of Variable
EBIT	:	Earning Before Interest and Tax
F.Y.	:	Fiscal Year
G.D.P	:	Gross Domestic Product
L/C	:	Letter of Credit
LDO	:	Loan, Discount and Overdraft
MBS	:	Master of Business Studies
NBL	:	Nepal Bank Limited
NGO	:	Non-Government Organization
NIDC Corporation	:	Nepal Industrial Development Corporation
NRB	:	Nepal Rastra Bank
OD	:	Overdraft
PPC	:	Profit Planning and Control
RBB	:	Rastriya Banijya Bank
RoE	:	Return on Equity
SBI	:	State Bank of India
SCBNL	:	Standard Chartered Bank Nepal Limited
TPC	:	Trade Promotion Centre
TU	:	Tribhuvan University
TUCL	:	Tribhuvan University Central Library

CHAPTER - I

INTRODUCTION

1.1 Background of the Study

The concept of profit is not new but the concept of profit planning and control is new word in business literature. It can be defined profit planning and control is a tool of management used in profit making organization. The managerial skill which increase revenues and minimize the cost is called profit planning and control. Profit planning and control involves long - term commitment waiting for a reward which comes in future and always remains uncertain. Therefore, every planning entails some degree of uncertainty. So, the researcher can conclude profit planning and control is as an organizes and formal approach for realize the planning. Synchronization and control responsibilities of management which provides guidelines to the overall managerial task. Sound controlled profit planning and control programs facilitate the management to keep a Novel of profits which will make certain the continuation of the business and the accomplishment of organization responsibilities. "Profit planning through volume of cost analysis, however, is a modern concept of management planning tools designated primarily for industrial enterprises. It involves a study of what a business cost and expenses should be and will at different level of operational and it include a study of the resultant effect due to this hanging relationship between volume and cost' (Young Dong, 2001:74).

"A profit plan is an advance decision of expected achievement based on the most efficient operating standards in effect or in prospect of time. It is established against which actual accomplishment is regularly compared' (Niel, 2001:305).

Every business or institution is established on the definite goals and objectives. All the tasks are performed by company according to their objectives. Mainly two types of institutions are established one is profit oriented and another is service oriented. The financial institutions act as mediators by transferring the resources from the surplus to the deficits, which provides fuel to economic development of the country. Economic activities of a nation can't be carried forward without support of the financial institutions.

Nepal SBI Bank Ltd. is a subsidiary of State Bank of India which has 55 percent of ownership and rest is held by a local partner viz. Employee Provident Fund (15%) and general public (30%). In terms of the Technical Services Agreement between SBI and the NSBL, the former provides management support to the bank through its expatriate officers including Managing Director who is also the CEO of the Bank. Central Management Committee (CENMAC) consisting of the Managing Director, Chief Operating Officer, Chief Financial Officer and Chief Credit Officer oversee the overall banking operations in the Bank. The Bank was established in July 1993 & is now having 538 Nepalese employees working in 56 branches, 6 extension counters, 3 Regional Offices & the Corporate Office.

State Bank of India (SBI), with a 200 year history, is the largest commercial bank in India in terms of assets, deposits, profits, branches, customers and employees. The Government of India is the single largest shareholder of this Fortune 500 entity with 61.58% ownership. SBI is ranked 60th in the list of Top 1000 Banks in the world by "The Banker" in July 2012.

The origins of State Bank of India date back to 1806 when the Bank of Calcutta (later called the Bank of Bengal) was established. In 1921, the Bank of Bengal and two other banks (Bank of Madras and Bank of Bombay) were amalgamated to form the Imperial Bank of India. In 1955, the Reserve Bank of India acquired the

controlling interests of the Imperial Bank of India and SBI was created by an act of Parliament to succeed the Imperial Bank of India.

The SBI group, consists of SBI and five associate banks. The group has an extensive network, with over 20000 plus branches in India and another 173 offices in 34 countries across the world. As of 31st March 2012, the group had assets worth USD 359 billion, deposits of USD 278 billion and capital & reserves in excess of USD 20.88 billion. The group commands over 22% share of the domestic Indian banking market.

SBI's non- banking subsidiaries / Joint ventures are market leaders in their respective areas and provide wide ranging services, which include life insurance, merchant banking, mutual funds, credit cards, factoring services, security trading and primary dealership, making the SBI Group a truly large financial supermarket and India's financial icon. SBI has arrangements with over 1500 various international / local banks to exchange financial messages through SWIFT in all business centers of the world to facilitate trade related banking business, reinforced by dedicated and highly skilled teams of professionals.

1.1.1 Nepalese Economy - Current Macroeconomic Condition

Nepal is a landlocked country located between two giant countries India and China having good potential in the tourism, hydropower and other business sector. The total area of the country is 1, 47,981 sq. km. and only about 27 percentage of the total land area is under cultivation. Ecologically this country is divided into three regions: I) The Tarai Region II) The Himalayan Region. III) The Mountain Region and politically divided into five development regions fourteen zones and seventy five districts. Nepalese economy is basically the agriculture based economy and the contribution of the agriculture sector in the total GDP is significant. The commercialization of the agriculture activities has not yet taken place. There is a wide gap in the distribution of agricultural land. Most of the

formers are landless and the major portion of the land is in the hands of few landlords.

The share of manufacturing sector in the total GDP is 10 percent. The government of Nepal (previously called his majesty's government) has initiated liberal, open and market oriented economic policy since 1990s, immediately after the restoration of the democracy. The deteriorating law and order situation, political instability in the country in the past few years has adversely affected the country's economy. The government is required to make huge investment to develop the sufficient infrastructures like roads, powers, health and higher education etc. in order to make a favourable investment climate in the country. Because of the political unrest, Nepal has been facing very difficult situation. After a decade of insurgency, now the situation seems to be improved and business sectors seems to be much hopeful about the economic growth. Most of the Nepalese are depends on the traditional agricultural sector and the population still reside in the rural area being engaged in agriculture related survival economic activities. The growth in other sectors of the economy is embarrassed by the small domestic market, poor physical infrastructures, inadequate human and financial resources, has locked position of the country, the political instability and the geography of the country.

1.2.2 Meaning and Importance of Financial Institutions

"Financial institution" means an institution established under the prevailing laws with the objectives of providing loans for agricultural cooperative, industrial or any other specific economic purpose or of collecting deposits. From the general public and the word also includes an institution prescribes as financial institution by government of Nepal by publishing notice in the Nepal Gazette. (NRB, Act.2002).

" Banking institution is inevitable for resource mobilization and all - round development of the country. It is resources for economic development; it maintains economic of various segments and extends credit to people" (Gryuinkhi, 1993:87).

Bank is most important financial intermediaries which accept the deposits from publish and mobilize them in the productive sectors. Banks are the principal source of credit to household: individuals and family business all forms and local units of government. Financial intermediation is advanced to other forms of financing because it fulfills expectations of both savers and users it is the most popular form of moving excessive money from savers to users. Among all financial intermediaries commercial bank is the most leading one.

"A bank is an organization whose major function is concerns with the collection of the provisionally the money of general public for the use of advancing to other of disbursement. Banks nowadays do a large number of financial transactions while 'Financial institutions' are authorized to do limited transactions only” (Dahal and Dahal, 2002:7).

1.1.3 Major Financial Policy of Nepal

The financial sector policies in the least developed countries have undergone drastic change during the last three decades and Nepal is not an exception. The elimination of credit control, deregulation of interest and exchange rate, easy entry of banks and financial institutions into the financial system privatization of financial and non financial banking policy, credit policy and the interest rate policy are the major financial policies. The NRB has a major role to play in the formulation, implementation monitoring and supervision of such policies.

A Monetary Policy

Nepal Rastra Bank began exercising monetary policy since mid 1960 with instrument like credit control regulation, interest rate administration, margin rate, refinance rate and cash reserve ratio. In the 1970's liquidity requirement, credit limits, ceiling and directed credit programmers were introduced. Open market operation evolved only in the 1990's with policy shift from direct to indirect monetary control. Effective exercises of cash reserve ratio requirement and bank rate as an active monetary policy tools evolved even later since at 1990s. The basic objective of monetary and credit policies have been fostering growth, generating employment, and addressing poverty, containing prices, promoting external trade, and attaining healthy balance of payment of the country. The NRB is the apex body assigned the task of designing and operating monetary policy. The most important goals for monetary policy in Nepal are to maintain the price and external sector stability. Excess money supply causes an upward pressure in the level of prices by increasing aggregate demand in the economy in the wake of inelastic supply of output. So, the monetary policy purports to limit prices by disallowing money to increase in excess of desire demand for it. NRB has published its monetary policy for the fiscal year 2013/014. The few main features of new monetary policy are as follows:

The central bank has tried to channel investment to hydropower, agriculture, small and medium enterprises, and export industries by providing refinancing facilities for loans floated in the designated sectors. However, the monetary policy for fiscal year 2012-13 did not bring any concrete policy to ensure the flow of funds in the sectors.

According to the policy, agro and hydro loans will get refinancing facility at 6.5 percent, and refinancing of loans for productive sectors, and for fisheries and poultry businesses will be at six per cent. Banks are not allowed to charge more than nine per cent interest rate to refinance such loans. Likewise, loans floated to export industry, sick industries, cottage and small industries, and credit for foreign

employment, will be refinanced by Nepal Rastra Bank (NRB) at 1.5 per cent. Financial institutions can charge up to 4.5 per cent interest for these loans at maximum.

Despite the existing refinancing facility, NRB has not been able to refinance less than a couple of billions to financial institutions due to bureaucratic hassles and numerous pre-conditions. “By the mid-term review of monetary policy, central bank must be able to produce a testimony of the effectiveness of refinancing in channeling credit to productive sectors,” he said.

NRB has targeted to contain inflation at 7.5 per cent in the current fiscal year, though it failed to keep the price rise level at its target of seven per cent last fiscal year.

The central bank has fixed eight per cent bank rate from seven per cent that will be applicable for loans under lender to last resort facility, and standing liquidity facility, along with the discount rate of government securities. The central bank has continued becoming liberal in providing foreign exchange facilities by increasing the limit on foreign exchange to \$10,000 from \$6000.

A citizen can exchange \$2,500 twice in a fiscal year against passport’s testimony and those visiting third countries for official purposes can acquire foreign currency of up to \$5000 for each visit.

As a shift in policy, the central bank has allowed banks that have foreign currency in their agency banks abroad to invest up to 30 per cent of their balance in minimum risk instruments like call deposits and certificate of deposit. It will provide banks a placement facility so that there will not be any term mismatch between the banks’ payment schedule, and it is just a step in liberalising capital account.

B Banking policy

The NRB has issued its new licensing policy for the establishment of commercial banks, on 1st Shrawan 2063. The main provisions contained in the new licensing policy are as follows:

- Change in minimum capital requirement of the financial institutions while starting the financial institutions.
- List of documents to be presented for carrying out the financial transaction in Nepal.
- Minimum requirements of the directors and promoters.
- Commitment by the prospective directors of the proposed financial institutions with Nepal. Rastra Bank for compliance of the entire rules and regulation formed by Nepal Rastra Bank.
- Probable conditions where NRB may reject the application for establishment of the financial institution.
- Provisions regarding the expansion of business of the financial institutions.
- Provisions regarding the preliminary expenses.
- Formats of the applications and commitments.

C. Credit Policy

Often monetary policy and credit policy are interpreted in the same way. Nepal Rastra Bank has also been exerting monetary and credit policies through the same manner. But monetary and credit policies are not exactly the same. Monetary policy is defines as a policy affecting change in the quantity of money while credit policy is defined as a policy affecting the cost, availability and the allocation of credit. Money differs from credit because money is the liability of the banking system whereas credit is an asset. In the past, NRB has introduced the priority sector lending programmed. Under this programmed all the banks were required to extend certain percentage of their lending to the prescribed priority sector. However, this priority sector- lending requirement is now phased out. With

an objective of minimizing the concentration of the credit risk, the NRB has prescribed the single borrower limit for fund based as well as non-fund based. The maximum amount of fund based as well as non-fund based lending to a single borrower has been linked with the core capital of the institution.

D. Interest Rate Policy

Interest is paid for the sacrifice made by the income holder by differing consumption for the time being and importing with liquidity and to reward the income holder for making savings. There exists a wide array of interest rate in the economy. This is either because of wider varieties of securities having different liquidity, term structure and degree of risk or market imperfection. Interest rate is one of the monetary policy variables along with money supply and credit. In the process of financial system liberalization, initiatives to deregulate interest rate structure in Nepal were taken since Mid 1980s. The complete liberalization of the instructor, however, took place in 1989 only whereby the commercial banks were set free to determine the deposit and lending rates. However, the existing number of commercial banks and the level of competitiveness in the financial market have not allowed interest rate structure to evolve through a perfect market mechanism. Further, there is a great deal difference in the level of interest rate on loans between formal and informal market. Informal market rate for borrowing are much higher than the formal market rates. One noteworthy situation of the Nepalese financial system has been the poor sensitivity of the commercial banks to changes in bank rate by the Nepal Rastra Bank. This is because of the excess liquidity in the banking sector and therefore commercial banks do not resort to the central bank borrowing for financing their lending activities (Source: feasibility study report of purposed civic Development banks, 2008 : 27).

1.1.4 Development of Banks

"The history of bank started from the merchants, goldsmith and money lenders they are called ancestors of modern banking. Before 1848 Goldsmith used to store people's gold and other valuable goods and charges against the deposit, that time people deposited their gold and valuable goods for the sake of securities rather than earning interest. The term bank emerged in USA in 1848/BC (Paul, 1996:12).

The bank means institute, which deals with money. A bank performs several financial monetary and economic activities that are very essential for economic development of any country. Broadly speaking banks collect surplus money from the people who are not using it at present and hoarding for the future and supply loan to who are in the position to use it for productive purpose, basically banks perform various types of service i.e. collection of deposits from the public supply loans to those investors who want to invest in business industry and other sectors, overdraft, letter of credit, bills discounting, promissory notes, merchant banking, agency function of tasks guarantee against any default of payment remittance services etc. Nowadays banking sector is involving in the planning and construction of land housing. The history of modern financial system is not too long. In Nepal it was begun in 1937 with the establishment of Nepal Bank Ltd as a first commercial bank in Nepal. The banks were established to render services to the people for the economic progress of the country prior to the establishment of Nepal Rastra Bank; it plays the role of central banks also with the establishment of NRB 1996 under the Nepal Rastra Bank act 1955. The new Nepal Rastra bank act was brought out in 2002 by replacing the previous act of 1955. This new act was brought out in 2002 by replacing the previous act of 1955. This new Act has provided operational autonomy and independence to the banks. Then after government of Nepal and NRB have established the Nepal Industrial Development Corporation (NIDC) capital market in 1959. The second commercial bank the Rastriya Banijya Bank was established in the public sector in 1966, with

the equity participation of government of Nepal and Agriculture Development Banks Act, 1967 by incorporating the assets and liabilities of the co-operative bank (Sharma, 2002: 3).

Numbers of financial institutions were setup till now. The legislation of commercial bank Act, 1974 set out regulation for licensing supervision and cancellation of license of commercial banks and encouraged the establishment of other commercial banks in Nepal. The move towards financial liberalization encouraged the entry of joint venture and private commercial banks. In the context of banking development, the 1980s saw a major structural change in financial sector policies, regulations and institutional developments. Government of Nepal emphasized the role of the private sector for the investment in the financial sector. The financial sector liberalization, started already in the early eighties with the liberalization of the interest rates, encompassed further, deregulation of interest rates, relaxation of entry barriers for domestic and foreign banks, restructuring of public sector commercial banks and withdrawal of central bank control over their portfolio management. The Nepal Arab Bank (NABIL). Limited is the first joint venture commercial bank of Nepal was established in 1984. The Nepal Indorse Banks Ltd. (now Nepal investment bank limited) and Nepal Grindlays Bank Ltd. (Now standard character Bank Ltd) two other joint venture commercial banks, were established in 1986 and 1987 respectively. With the passage of time, functions of banks have increased manifold. Since banks are rendering a wide range of services to the people of different walks of life, they have become an essential part of modern society. Life without a bank is like brick bank or click bank (internet banking, is beyond imagination (Dahal and Dahal 2002: 7).

1.2 Profile of Nepal SBI Bank Limited

Nepal SBI Bank Ltd. (NSBL) is the first Indo-Nepal joint venture in the financial sector sponsored by three institutional promoters, namely State Bank of India,

Employees Provident Fund and Agricultural Development Bank of Nepal through a Memorandum of Understanding signed on 17th July 1992.

Branches of Nepal SBI Bank Limited

Kathmandu Valley Branches (18 branches, 3 ext. counters, 2 Administrative Office)

- Bhaishapati
- [Bhaktapur](#)
- [Boudha](#)
- Commercial Branch
- [Dallu](#)
- [Durbar Marg Main Branch](#)
- [Gaushala](#)
- [Gongabu](#)
- [Gwarko](#)
- [Kalanki](#)
- [Kuleshwor](#)
- [Maharajgunj](#)
- [New Baneshwor](#)
- [New Road](#)
- [Patan, Jawalakhel](#)
- [Sinamangal](#)
- [Teku](#)
- [Thamel](#)
- Embassy of India Ext. Counter, Lazimpat
- BGSN Ext. Counter, Thamel
- Indian Visa Service Centre, Lazimpat

- Regional Office, Kathmandu
- Corporate Office, Hattisar

Eastern Region Branches (12 branches, 1 ext. counter, 1 administrative office)

- [Bargacchi](#)
- [Biratnagar](#)
- [Birtamod](#)
- [Damak](#)
- [Dharan](#)
- [Ilam](#)
- [Itahari](#)
- [Lahan](#)
- [Myanglung](#)
- [Phidim](#)
- Pension Paying Office, Dharan
- Regional Office, Biratnagar
- [Bardibas](#)
- [Chandranigahapur](#)

Central Region (ex Kathmandu Valley) Branches (6 branches, 1 ext. counter)

- [Birgunj](#)
- [Hetauda](#)
- [Janakpur](#)
- [Narayangarh](#)
- [Rampur](#)
- [Ratnanagar](#)
- CGI Ext. Counter, Birgunj

Western Region Branches (14 branches, 1 ext. counter)

- [Abu Khaireni](#)
- [Besisahar](#)
- [Baglung](#)
- [Bhairahawa](#)
- [Butwal](#)
- [Damauli](#)
- [Gulmi](#)
- [Palpa](#)
- [Parasi](#)
- [Pokhara](#)
- [Sandhikharka](#)
- [Shishuwa](#)
- [Srijana Chowk](#)
- [Waling](#)
- Pension Paying Office, Pokhara

Mid-Western Region Branches (3 branches, 1 administrative office)

- [Dang](#)
- [Nepalgunj](#)
- [Surkhet](#)
- Regional Office, Nepalgunj

Far-Western Region Branches (3 branches)

- [Dhangadi](#)
- [Mahendra Nagar](#)
- [Tikapur](#)

1.3 Statement of the Problems

The profit planning tool is a newly developed concept as a crucial way in the business organization. The concept of profit planning has not even familiarized in the most of the business concern. By proper profit planning a business can be managed more effectively and efficiently.

Every financial institutions, as a commercial bank must make profit out of its operations for its survival and fulfillment of the responsibilities assigned. Major activities of a commercial bank comprise mobilization of resources, which involves cost, and profitable deployment of those resources, which generates income. The different interest income over the interest cost, which is popularly called as interest margin, can be considered as the contribution margin in the profit of the bank. The bank attempts to compensate the other operational expenses by generating other income out of non-fund based business activities of the bank.

The present study aims to analyze and examines the application of PPC tool in the commercial banks taking a case of SBI Bank Limited. Furthermore the study has tried to answer the following research questions.

- What are the major current problems of merger and acquisition's strategy development of HBL and other Bank in the condition?
- Does SBI Bank Limited have appropriate profit planning system?
- What is the gap between budgeted and actual performance?
- Does the bank mobilize the deposit and other resources optimally?
- What is the trend of overall performance of SBI Bank Limited?

1.4 Objectives of the Study

This study is mainly concerned with budgeting system of SBI Bank Limited. The fundamental objective of this study is to assess the budgeting system of SBI Bank Limited. The study is application of comprehensive PPC system in SBI Bank Limited. Apart from this following are the objectives of the study:

- To sketch the current profit planning adopted and its effectiveness.
- To analyze the variance of budgeted and actual achievements.
- To analyzes the growth of the business of the bank over the period.
- To provide appropriate suggestions.

1.5 Importance of the Study

Achievement of objective in every organization depends on the application of available resources most effectively. Mobilization of internal resources is one of the key factors in economic and social development of a country. Financial institutions are the major players in this field. The more healthy banking practice in an economy, the better becomes the economic development. The research study is connected with the profit planning in commercial banks with a case study of SBI Bank Limited, with the major objective of examining the proper applicability of profit planning system in the bank. Profit planning process significantly contributes to improve the profitability as well as the overall financial performance of an organization by the best utilization of resources.

- Profit planning is the heart of management. It tells us profit is the most important indicator for judging managerial efficiency and do not fast happened for this every organization has to manage its profits various functional budgets are the basic tools for proper planning of profit control over them.
- Other research study may be useful for those who want to know PPC in the SBI Bank Limited. It may also helpful for future researchers as a reference material. Profit planning is the most useful technique for the analysis the

profitability and its performance. Hence, this study provides the guideline for the technique of profit planning.

1.6 Limitations of the Study

This study is focused on profit planning of SBI Bank Limited. So, it believes the past "patterns" and "trends" of bank report will recur in the future and can therefore be used for prediction purpose. Nothing is out from the limitation this study also is not an exception. Here researcher has tried to eliminate as far as possible yet here are some limitations these are as follows:

- The study focuses on profit planning and application in SBI Bank Limited.
- Since, the report is prepared in short time based on secondary data and some published sources, the outcome of the study may not be exactly this study covers the related data of the bank from FY 2065/066 to 2069/070.
- In this study, the sample of SBI Bank Limited is selected among all the commercial banks. But these may not represent the character of financial institutions.
- This study is analysis with help of financial tools and few statistical tools.
- This study is means only for the fulfillment of requirement master of business studies (MBS)
- As detailed analysis and presentation requires enough time and high cost but due to financial and time constraint, this study could not use all the theory of profit planning.

1.7 Organization of the Study

The whole study is divided into five chapters, which includes:

Chapter - I: Introduction

The first chapter deals with introduction. This includes Background of the study, Nepalese economy- current macroeconomic situation, important of Financial institutions, Histories and Development of Banks in Nepal Statement of problems, objectives of the study, profile of SBI Bank Limited , Rational of the study, limitations of the study, organization of the study.

Chapter II: Review of Literature

Second chapter deals with the review of available literature. It includes review of books, reports, journals, previous unpublished thesis related websites etc.

Chapter III: Research Mythology

Third chapter explains the research mythology used in the study, which includes research design resource of data, population and samples, methods of data analysis.

Chapter IV: Presentation and Analysis of Data

The fourth chapter, which is the important chapter of the study, will be including presentation and analysis of data.

Chapter V: Summary, Conclusions and Recommendations

The fifth chapter summarizes the main conclusions that flows from the study and offers suggestion for further improvement and conclusion of the study. A bibliography and appendices will be attached at the end of the study.

CHAPTER - II

REVIEW OF LITERATURE

2.1 Introduction

In this chapter, attempts have been made review some of the basic literatures on budgeting theory including review of empirical evidence of previous studies. The researcher has presented the conceptual frame work about the commercial banks, its activities, banking practices, the legal and regulatory frame work, and profit planning concepts and its applicability in a commercial banking activities. In this connection, the researcher has reviewed various literatures in the form of books written by various authors, published newspapers, journals, browsing materials from the concerned websites, NRB regulation, commercial act, SBI old annual reports in the related subject matters.

2.2 Concept of Commercial Bank

Meaning of 'Bank' in oxford dictionary says 'an establishment for keeping money and valuable safely, the money being paid out on the customer's order by means of cheques. According to commercial bank Act 2031 "Commercial banks as a bank which exchanges money, accepts deposits, funding loans and performs other commercial activities and which is not specially established with the objectives of co-operative, agricultural, industrial or any other of such' Kind of specified purpose" (Bank and Financial Institute Act 2063).

The major functions of commercial banks are as follows:

- Accepting various types of deposits.
- Lending money in various sectors.
- Letter of credit.
- Remittance
- Bills

- Others

The commercial bank act provided for the modalities of establishing a commercial bank, as per which, a commercial bank can be established under the company act as a limited company only with the recommendations of NRB, the central bank of Nepal. By the various definitions the researcher can bring to a close that a commercial bank is set up to collect spread funds and employ them to creative sector.

2.2.1 NRB Regulation

Bank and financial institution act 2063 has been introduced to supervision and control to bank and financial institution. This act was published in Nepal gazette on 2063/7/19 B.S. The main objectives of the act are as follows:

- To protect and promote the depositors rights by increasing attitude of public towards the banks and financial institutions.
- To provide qualitative services by the means of healthy competition among the banks.
- To provide guides lines about establishment, operation, management, rules, regulations and legal provisions.

2.2.1.1. Prescribed Regulations for commercial Banks

a) Capital Adequacy

The capital adequacy is one of the major criteria to operate the commercial banks. National requires capital will be as specified in the licensing policy.

b) Loan loss Reserves

The commercial banks have to comply and maintain loan classification and provisioning as per the NRB regulations.

c) Reserve Requirements

Banks and agencies of banks are required to maintain some reserves like cash in vault, balances with Nepal Rastra Bank.

d) Reporting Requirements

Commercial Banks have to submit final annual report to Nepal Rastra Bank within 90 days after fiscal year end. Unless and until specified, other requirements are to submit reports as per NRB regulations. Quarterly financial reports should be published in national newspaper.

e) Systems and Policy documents

Transparent systems, credit policy guidelines, borrowing guidelines, operational guidelines, risk management guidelines and other appropriate policies and guidelines need to be prepared, approved and implemented.

f) Technology and technical service.

Modern technology and technical services should be applied by commercial banks as approved by NRB (www.bankinginnepal.com.np).

2.2.2 Evolution of Commercial Bank

The Latin word "Bancus" Italian 'Banca'. French 'Bangué' are the original from another the word 'Bank' is derived of the modern bank according to some all of above words the meaning of all words to a bench. This refers that early bankers transact their money lending activities on benches in the market exhibiting the

cons of different countries in different denominations for the purpose of changing and or lending money. Some writers are of the opinion that the word 'Bank' come from the German word 'Banc' meaning joint stock fund (Varshney, 1993:149).

Money lenders in the streets of major cities of Europe used benches for acceptance and payment of valuables and coins. When they were unable to meet their liabilities, the depositors used to break their benches. The term "Bankruptcy" is derived thereof banking is as old as is the authentic history is traceable in ancient times, in ancient Greece, around 2000 A.D. The famous temples of Ephesus, Delhi and Olympia were used as depositories for people's surplus fund and these temples were the centers for money lending transaction. The priest of these temples acted as financial agents until public confidence was destroyed by spread of disbelief in the religion. Later, however, for a few countries, Banking as an organized system of money lending receded because of the religious belief that the charging of interest was immoral. However, the banking as we know today, made its first beginning around the middle of 12th century in Italy. The bank of Venice, founded in 1157 A.D. was the first public banking institution. Following this, in 14th century, the bank of Barcelona and bank of Genoa were established in 1401 A.D. (www.bankinginnepal.com).

The ancient Hindu scriptures refer to the money lending activities in the Vedic period in India. During the Ramayana and Mahabharata eras, banking had become a full-fledged business activity and during the Smriti period, the business of banking was carried on by members of Varish community. Manu, the great law giver of the time speaks of the earning of interest as the business of Vishyas. The bankers in the Smriti period performed most of those functions which the banks in modern times performance such as the accepting of deposits, granting loans, acting as the treasurer, granting loans to the king in times of grave crises and banker to the state and issuing and managing currency of the country (Vanish, 1996:183).

In Nepal goldsmiths, merchants and money lenders were the ancient bankers of Nepal like other countries. Tejarath Adda established during the pri-minister Ranoddip sing B.S. 1933, was the first step towards the institutional development banking in Nepal. Tejarath Adda did not collect deposits from public but gave loans to employees and public. Banking in modern senses started with the beginning of Nepal Bank Limited (NBL) on B.S. 1994. NBL had become accountability of attracting people toward banking sector from pre dominant money lenders net and of increasing banking services, Nepal Rastraya Bank (NRB) was established on B.S. 2013. 01.14 as a central bank under the NRB act 2012 B.S. the government had responsibility of stretching banking services to the corner of the country and also managing financial system in the appropriate system. NRB has been working as the government's bank and has contributed to the growth of financial sector. The major confront before NRB today's to make sure the health of financial institution. According, NRB has been trying to change them and has introduced as host of prudential measures to safe guard the interest of the public. NRB is yet to do a lot to prove themselves and efficient supervisor. NRB really requires string strengthening their policy making, supervision and examination device. Government set up Rastriya Banijya Bank (RBB) in B.S. 2022 as a fully government owned commercial bank. The first private financial institution, Nepal bank limited, was established in 1937 with the only other major commercial financial institution, Nepal industrial development corporation, established in 1957 initially as the industrial development Board, but converted in 1959 to its present form. It should be noted that technically the first legal financial institution in Nepal was the establishment of the Tejarath Adda in 1877; however it faced problems catering to the general needs of the population as it has the sole objective of provide credit only. With on deposits mobilized (NRB, 1996). The growth of financial sector in Nepal is much better compared to the other sectors in the country. The decade long conflict and political insurgency, financial sector continued growing.

Nepalese financial sector is comprised of organized and unorganized sector. The Nepalese organized financial sector is composed of banking sector and non banking sector. Besides commercial banks, there are sizeable numbers of development banks, cooperative, NGOS and postal saving offices that under take limited banking and financial services non - bank financial sector comprises funds. Trusts and thefts like, employee provident fund, fund; Nepalese banking system has how a wide geographic reach and institutional diversification. Although, Nepalese financial sector is dynamic, a lot of scope for development of this sector exists. This is because the banking and non - banking sectors have not been able to capture all the potentialities of business till this time. It is evident from the rural credit survey report that the majority of rural credit is supplied by the unorganized sector at a very high cost perhaps being at two or three time of the formal sector suggesting that the financial sector is still in the path of gradual development. Overdue loans and inefficiency of the older and the larger of commercial banks have aggravated and have been made to compete with the new trim banks with on rural operations. Also, the commercial banks, domestic or joint venture have shown little innovation and positive attitude in identifying new areas of saving and investment opportunities. Following table effects the present development of commercial banking institutions in Nepal.

Licenses commercial banks in Nepal

- 1) Nepal Bank Limited
- 2) Rastriya Banijaya Bank Ltd.
- 3) NABIL Bank Ltd.
- 4) Nepal investment Bank Ltd.
- 5) Standard chartered Bank Nepal Ltd.
- 6) Himalayan Bank Ltd.
- 7) Nepal SBI Bank Ltd.
- 8) Nepal Bangladesh Bank Ltd.
- 9) Everest Bank Ltd.

- 10)Bank of Kathmandu Ltd.
- 11)NIC ASIA Bank Ltd.
- 12)Lumbini Bank Ltd.
- 13)Nepal industrial and commercial Bank Ltd.
- 14)Machhapuchhre Bank Ltd.
- 15)Kumara Bank Ltd.
- 16)Laxmi Bank Ltd.
- 17)Siddhrtha Bank Ltd.
- 18)Agriculture development Bank Ltd.
- 19)Global IME Bank Ltd.
- 20)Citizens bank international Ltd.
- 21)Prime commercial Bank Ltd.
- 22)Sunrise Bank Ltd.
- 23)NMB Bank Ltd.
- 24)Kist Bank Ltd.
- 25)Mega Bank Ltd.
- 26)Grand Bank Nepal Limited (DCBL Bank).
- 27)Janata bank Nepal Ltd.
- 28)Civil Bank Ltd.
- 29)CENTURY Commercial Bank Ltd.
- 30)Sanima Bank Ltd.

2.2.3 Existing Scenario of Banking Sector

As mention in previous section, there are 31 commercial banks presently in operation. 2 Commercial are registered in NRB and they are coming shortly in operation. Among these banks some are established under joint venture with foreign bank while some are fully domestic bank. Out of total commercial banks, 6 commercial banks are with foreign joint venture rest of all are fully domestic banks. a) Capital structure of banks: The current regulation of NRB prescribe that

all the new commercial banks are to be established in Kathmandu at national level should have minimum paid up capital Rs 1 billion, the existing banks in operation are required to enhance the capital level to Rs 1 billion by the end of F/Y 2065/066 B.S. for this purpose and objective all the commercial banks have furnished their plans to enhance the level of capital according. In the mean time, there are separate provisions on capital requirements for the national level banks to be operated outside the Kathmandu. b) Banks under foreign participation: All together nine banks were established under foreign participation is NABIL, standard charade, Himalayan bank, Nepal SBI Bank, Everest bank and Nepal Bangladesh bank Initially, bank of Kathmandu, Nepal credit and commerce bank and Nepal investment bank, were also established under foreign joint venture. The banking asset with the foreign joint venture banks is gradually increasing. As of July 2005, the commercial banks under foreign participation hold 37.54 percent of total banking assets. The deposits and credits are still of greater proportion. Foreign joint venture banks possess 39.65 percent of total deposits and 38.45 percent credit of their banking system (www.bankinginnepal.com.np)

2.2.4 Domestic Legal Provisions Regarding Banking Sector.

Nepal Rastra Bank Act, 2002 has given full authority to Nepal Rastra Bank regarding regulation, inspection and supervision of the banks and financial institutions. Bank and financial institution ordinance 2060, which is popularly known as umbrella Act, has recently been enacted in unified form. Agricultural Development Bank Act, 1967, commercial bank act, 1974, finance company Act, 1986 Nepal industrial development corporation Act, 1990 and development bank act 1996 have been repealed with the promulgation of this ordinance. The ordinance governs the functional aspect of bank and financial institutions. Some of the important provisions in the ordinance regarding the banking sector have been analyzed in the chapter as follows: Any person wishing to incorporate a bank or financial institution as a registered public limited company under the prevailing

law of Nepal with prior approval of NRB by fulfilling the conditions prescribed in section of the ordinance. The individual desiring for the incorporation of such entity is required to submit an application to NRB for prior approval with the prescribed documents. The NRB is required to conduct necessary investigation and grant permission to establish a bank or financial institution with or without terms or conditions if all the criteria are met and information of disapproval with reason is also to be given to the concerned person in case the application is denied. Similarly, any foreign bank or financial institution wishing to establish a bank or financial institution by making joint venture investment with a corporate body incorporated in Nepal or with Nepali citizen or as subsidiary company with 100% share is eligible to furnish the application to establish a bank or financial institution. However the ordinance is silent about the percentage of equity investment in joint venture, such foreign corporate body can invest. It has been regulated by regulation till now as 75%. The ordinance prohibits anybody to conduct financial transaction and on bank or financial institution can use the proposed name of the purpose of carrying financial transaction without obtaining license from NRB. The bank or financial institution desiring to conduct financial transaction must submit an application for license to the NRB in the prescribed form including the prescribed fees, documents and description. NRB will grant license if it is satisfied with the basic physical infrastructure of the bank or financial institution. If the issuance of license for operation financial transaction will promote healthy and competitive financial intermediary and protect the interest of the depositors, the applicant is competent to operate financial transaction in accordance with the provision of this ordinance and its regulation, directive, order or provisions of memorandum and article of association and there are sufficient grounds to believe that the entity is competent to operate financial transaction (www.bankinginnepal.com.np)

The NRB will classify the institutions into A,B,C,D, groups on the basis of the minimum paid up capital and provide the suitable license to increase its authorized issued and paid up capital if it deed necessary. Similarly, the license holder entity must mountain a capital fund according to ratio prescribed by NRB based on the basis of its total asset or risk weighted assets, and other transaction. At the same time the license holder entity must maintain NRB based on the basis of liability relating to its total asset and the other risk to be born form off balance sheet transaction. The license holder entity must maintain general reserve fund regularly every year till the amount becomes double of the paid up capital of such decisions. The NRB is in full power to deny license for financial transaction if the conditions stipulated in ordinance are not met and it is also authorized to impose necessary conditions taking to account the existing financial position of the bank or financial institution, the interest of depositions and healthy operation of financial transaction. Similarly, it may increase, decrease or modify the terms and conditions time to time issued for the purpose of carrying financial activities or it may order the bank or financial institution to close the operation of their office partially or fully if such a license holder acts against the provisions of the Nepal Rastra Bank Act, 2002, or the regulation made there under or fails to act in accordance with the order or directives issued by it or fails to act for the welfare and in the interest of the depositors. The NRB may cancel the license issued under this ordinance to carry on the financial transaction of the license holder under the certain circumstances as stipulated in the ordinance.

A foreign bank of financial institution desiring to open its office with in the kingdom of Nepal must submit an application to NRB in the form as prescribed along with the fees and particulars as prescribed. The NRB may issue a license to foreign bank or financial institution to carry on financial transaction by allowing them to open a office with the kingdom of Nepal taking into account the situation of competition existing tin the banking sector, the contribution that could be

rendered in the Nepalese banking sector and the regulation of such foreign bank or financial institution. The NRB may specify necessary terms and action license and it shall be duty of the foreign bank or financial institution to comely with such terms and conditions (www.bankinginnepal.com.np)

2.2.5 Activities of the Commercial Banks

As per the commercial bank act 2031, a 'Bank' is a commercial bank established under this act 'banking transaction are the activities of accepting deposits from the others for the purpose of lending or investing repayable on demand or after some stipulated time period by means of generally accepted procedure (Bank and Financial Institute Act, 2063).

The function of receiving money from his customers and repaying it by honoring their cheques as and when required is the function, above all function, which distinguish a banking business form any other kind of business. The major activities of a commercial bank are essentially accepting deposits and making loans and advances. In the present scenario banking activities are not limited only accepting deposits and lending loan and advance, other income generating activities has been added as in time span like remittance services, land development and housing projects, locker facilities, debit and credit cards, bank guarantee, bill payments services etc. The major activities of a commercial bank have been divided in to two parts are as follows:

1. Collection of Resources
2. Deployment or mobilization of Resource.

2.2.5.1 Collection of Resource

Sustainable economic growth requires intermediary channels for efficient allocation of resources. Through intermediary channels such as financial institutions and financial institutions and financial markets, funds should be

efficiently channeled from depositors and investors to borrowers in need of funding to, for example expand their business or buy a house. The role played by financial institutions and financial markets in this process is referred to as the activities of commercial banks. Resources in commercial banks collected from two sources internal and external means owners fund and external means borrowed fund.

A. Internal Fund or Capital Fund

Internal fund of the bank is capital fund, which consist paid up capital, reserves, retained earnings, premiums, preference share, reserves and provisions. A commercial bank must have paid up capital of Rs 200 crore in order to establish as a national level commercial bank. NRB has also prescribed the capital adequacy norms to be of at least 12% likewise the commercial banking act 2031 has made a mandatory provision for every commercial bank to build the general reserve out of the allocation of at least 20% of net profit amount each year until the amount becomes double the paid up capital. The external fund of a bank constitutes the resources apart from the owners' fund. In a bank, it is mostly contributed by customer's deposit and some part by the short - term fund borrowed from other banks called inter bank loan or central banks (www.bankinginnepal.com.np).

B. Deposits and Other Liabilities

Deposits are collected from their customers in various types of saving. Customer's deposit is a major source of bank's resources. It is very important for a bank for its liquidity supply that bank are often engaged in completion for deposit mobilization because the capacity of a bank to grant credit to is borrowers depends upon its capacity to mobilize deposits. There are various types of deposits like, call deposit, savings deposit, fixed deposit, current deposit etc. All of above are on demand deposit where as fixed is time base deposit. As per commercial banking act of Nepal, a current account is the bank account having money, which is subject

to repayable whenever demanded. Likewise fixed deposit is time base deposit which is withdrawn only after the expiry of the time period. Banks offer interest on these accounts varying the duration of deposit maturation. The saving deposits are accepted on saving accounts which are defined by commercial banking act 2031 as "the bank account having money which for the purpose of saving " (Commercial bank act 2031).

Resource except customer's deposit and capital fund are called other liabilities of the bank. It consists of short term borrowed fund from other banks and central bank. This types of resource are called inter bank borrowing which are normally obtained for a very short period and those are meant for meeting temporary liquidity position of the bank. This borrowing rate is directed by the central bank of Nepal. In other resources also includes, payable in the account of the banks (www.bankinginnepal.com.np).

investment in government security etc. In other hand, banks balance, money at call investment in government security etc. In other hand, banks always pay their attention to maximization their profitability. Depositors always expects better interest on their deposit, employees expects better salary, perks and bonus this is to because its shareholders expect a fair rate of return. If the bank can not satisfy either of these parties, the success of the bank is always questioned. The profit is excess of incomes over expenses. To maximize profit, incomes should be reasonably excess over expenses. The major sources of income of a bank are interest income from loans and investment and fee based income (www.bankinginnepal.com.np).

A. Resources for Liquidity

Liquidity means portfolio of such assets which are convertible in to cash with in very short period of time. As major portion of banks resources comprise customer deposits which are subject to repayable on demand. So banks maintain sufficient

amount of liquid assets in the form of cash in their vault balance at their account of central bank and interbank (www.bankinginnepal.com.np).

B. Investment in Securities

Investment includes the fund invested for buying government and other stock exchange security, treasury bills, and placement at call account with other bank etc. Such investment can easily be liquidated if required thus they also called liquid assets (www.bankinginnepal.com.np).

C. Loan and Advance

Granting the loan and advance is a major function of bank. Overall profitability of bank depends on interest margin. Banking business essentially involves lending of loan and advances. In fact the deposits are accepted for loan and advance. Loan and advances dominate the asset side of the balance sheet of any bank. The income statement of bank occupy by interest. Hence, loan is known as risky asset. Risk of non repayment of loan is known as credit risk. Commercial banks generally lend for short term commercial purpose to finance the need of trade and commerce. As the funds available for lending with the banks are mostly the fund mobilized from the depositors, a commercial bank should carefully consider the safety margin before granting the loan. The banker should be extra careful in selecting the borrowers. Generally banks lending is guided by their lending policies. General principles of a sound lending policy should be followed by a bank while taking decision towards the lending such as safety, liquidity, profitability, risk diversifications etc. The types of loans may be collateral loans may be collateral loan, Hire purchase, educational loan, foreign employment loan, social loan, housing loan, import and export loan, loan against fixed deposit, against securities, OD loan etc. There are some approval processes of bank. The entire amount is disbursed to the borrower account after completing the approval process which is repayable in terms and conditions of a banks i.e. periodicals installments basis of

lump sum on the expiry of loans. Overdrafts are granted in current account of a customer. It is the permission given to overdraw from the account up to a certain limit allowed to the person on revolving basis. Interest is charged on daily outstanding overdrawn amount only. NRB has made a mandatory provision on loan loss. NRB regulation on classification and provisioning is pass loan (principal overdue up to 3 months) is 1 % substandard loan (principal overdue up to 6 months) 25 % Doubtful (principal overdue up to 1 year) 50% and Bad loan (principal overdue up to 1 year) is 100% pass loan is called 'performing assets' where as others are called nonperforming assets. Provision requirement in case of loan given against personal guarantee only is additional 20% for pass substandard and doubtful loans. Provision for restructured, rescheduled and swapped loan is 12.5% only. The amount of loan loss provision is treated as the expenses items. Therefore, in order to improve the profitability. The banker should be more attentive toward timely realization of dues so that the amount of loan loss provision may be maintained at the least possible level (Dahal and Dahal 2002:210).

D. Other activities for mobilization of resources:

Granting loan and advance is a major functions besides this bank involves other income generation activities such as bank guarantee, issuing letter of credit cheque collection, remittance services, bills payment services, travelers' cheques etc. In such cases banks do not have to involve their fund and yet they are charging some fee as commission for such services (www.bankinginnepal.com.np).

2.2.6 Impact of National and International Situation on Commercial Bank.

Despite the current political instability in the country, the total flow of domestic credit has increased during the year. This is mainly because of substantial growth

of credit flow to government and non - financial government corporations like NOC, NAC and National Trading etc. However, the prolonged conflict in the economy has started taking its toll on the private sector. The delay in peace process, the current security condition, and the significant imbalance in the political situation of the country have opened up few doors for new investment opportunities. On the one hand, private sector credit is steadily declining and on the other what little extension there is, is getting riskier. On the positive side, the living standard on Nepalese people has risen due to the direct impact of more and more Nepalese people working abroad. The Nepal Living standard survey (NLSS) - II released by the central bureau of statistics (CBS) states that in nominal terms, average household income has grown by more than 80 percent. This is an important factor which the banks have capitalized on, as is evident from the growing competition amongst the following the rules and regulations laid down by the south Asian free trade agreement (SAFTA), scheduled to become a reality from January 1 2006 and Bay of Bengal initiative for Multi - Sectarian technical and economic cooperation (BIMSTEC). Nepal's recent entry to SAFTA and BBIMSTEC has setup a ladder for possible economic growth in the future. Similarly, Nepal, accession to the world trade organization (WTO) would permit international banks to operate with them. In view of these, it is imperative for the bank to have its business plan and strategy accordingly (www.SBI.com.np).

budgeting managerial budgeting and budgeting only. The world profit planning and control has recently introduced in the business literature. Most of profit oriented business concerns use profit planning and control as a managerial tools "A profit planning and control program can be one of the more effective communication networks in an enterprise. Communication for effective planning and control requires that both the executive and the subordinate have the same understanding or responsibilities ensure a degree of understanding not otherwise possible. Full and open reporting in performing reports that focus on assigned

responsibilities likewise enhance the degree of communication essential to sound management" (Welsch, et al., 2001:215).

"Profit planning is an example of short range planning. This planning focuses on improving the profit especially from a particular product over a relatively short period of time. Therefore as used here it is not the same as corporate planning of cost rendition program" (Terry, 1968:245).

"Profit planning is a predetermined detailed plan of action developed and distributed as guide to current operations and as a partial basis for the subsequent evaluation of performance. Thus can say that profit planning is a tool which may be used by the management in planning the future course of actions and controlling the actual performance "(Gupta, 1992:3).

"Profit planning is a comprehensive and co-ordinate plan expressed in financial terms for the operations and resource of an enterprise for some specific period in the future" (Fremgen, 1973:12).

"Comprehensive profit planning and control is a systematic and formalized approach for accomplishing the planning co-ordination and control responsibilities of management" (Welsch, et al., 2001:45).

Profit plan as an exact and rigorous analysis of the past and the probable and desired future experience with a view to substitution considered intention for opportunism in management the establishment of a system of periodic performance reports detailed by assigned responsibility and follow up procedures (International management institution Geneva Conference 1990).

The role of profit planning and control is very important in profit oriented enterprises. Role of PPC are as follow:

- To provide definite goals and objectives that serve as benchmarks for evaluation performance of business.

- To provide information to management timely.
- To reduce cost and make profit more.
- It provides a valuable means of controlling income and expenditure of a business as it is a plan for spending.
- It reflects weakness in the organization very promptly.
- To fix responsibility center for manager.
- It provides a tool through which managerial policies and goals are periodically evaluated tested and established as guidelines for the entire organization.

"Profit plan is estimation and predetermination of revenues and expenses that estimated how much income will be generated and how it should be spent in order to meet investment and profit requirements. In the case of institutional operation it presents a plan for spending income in a manner that does not result in a loss" (Ninemeir and Schmidgall, 1984:125).

Profit plan stand for an overall plan of accomplishment, covers exact period of time and prepares the planning decision of the management. It can be viewed as one of the major important approaches that have been developed to make easy successful presentation of the organization procedure. Now a day's profit planning system is mainly common to business organization but the viability of it depends upon the size of the business. The common objectives of profit planning system whether applied to business administration are to make policy as well as with the exaction of policy and a purpose establishment after the deliberation of the feasible courses of events in the future. In conclusion profit planning is directed towards the final objectives of the enterprises and generally includes all of its important elements. It has main objectives of achieving the most favorable profit in the enterprises (Ojha, 1995: 132).

2.4 Mechanism of Profit Planning

2.4.1 Profit as a Concept

Profit is excess income over expenditure. Profit is a basic element of profit planning and control. There is no meaning of profit planning and control without profit. Every profit oriented business concerns involves to profit generating activities. "Oxford dictionary defines profit as financial gain or amount of money gained in business especially the difference between the amounts earned and the amount spent. Likewise, advantage or benefits gained from something is called profit" (Hornby and Cowie, 1992:63).

The successes and failure of business entity measures by profit earned by them in certain period of time. The major concern of stock holder is profit so organization always wants to maximization of profit. Performance of management of organization is by measured by profit and loss. Survivability and sustainability of enterprises depends on profit (Ojha & Gautam, 1995: 133).

2.4.2 Long Term and Short Term Profit Planning

Strategic profit plan and tactical sales plan is known as long term short term profit planning. Strategic sales plan is prepared for 5 to 10 years. It is wide and universal in nature and developed by year and amount. "The strategic profit plan is board and it usually encompasses five or more years in the future. The tactical profit plan is detailed and encompasses one year time horizon the upcoming year. The development of strategic and tactical profit plans each yeas is process that involves managerial decision and ideally a high level of management participation" (Welsch, et al., 2006:173).

While preparing the strategic profit plan state of economy, political stability, population stud are keep in considerations. Likewise, tactical profit plan is

prepared for short period of time. By the time it is prepare for a month, quarter, half year and a year (Ojha & Gautam, 1995: 135).

2.4.3 Concept of Planning and Control

Planning is the basic element of profit planning and control. Planning is going according to plan the primary purpose of planning are to reduce uncertainty about future profit, to incorporate management judgment and decisions in to the planning process, to provide necessary information for developing other elements of comprehensive profit plan and to facilitate management control of sales activities. Operational planning is often referred to as short term budgeting and looks at resources production etc for a financial period, usually year. It provides a detailed plan of what the organization hopes will be achieved within the next financial year. Strategic planning often referred to as the long term plan and looks at where the organization is heading over a number of years for example of five year plan would be a long term plan it presents the organization with an idea of the board direction that it hopes be heading in. the strategic plan will incorporate into achievable short term goals.

"Planning is the process of developing enterprises objectives and selecting a future course of action to accomplish them. It includes developing premises about the environment in which they are to be accomplished" (Welsch, et al., 2001:45).

Arrangement for doing or using something considered or worked out in advance is planning "Planning process is based on the conviction that management can plan its activities and condition the state of the enterprises that determine its destiny" (Pandey, 1991:325).

Planning is a quantified assessment of future condition about a particular subject based on one or more explicit assumption. The management or organization make plan and it may accept, modify or reject. Planning is the intellectual mental

process. It is goal oriented primary function of management. It is goal oriented primary function of management. "The major component of profit planning and control is controlling. The dictionary meaning of control is having power to regulate something standard of comparison for checking the result of the experiment" (Hornby, 1992:84).

"Control is the process that measures current performance and guides it towards some pre determined goals control is the process of checking to determine whether or not plans are being adhered to whether or not proper progress is being made towards the objectives and goals and acting if necessary to correct deviations. Controlling can be defined as a process of measuring and evaluating actual performance of each organizational component of an enterprise and initiating corrective action when necessary to ensure efficient accomplishment of enterprise objectives, goals policies and standards. Planning establishes the objectives, goals, policies and standards of an enterprises control is exercised by using personal evaluation periodic performance reports and special reports. Comparison with standard and actual is called controlling. Controlling is a one of the important aspect of managerial function (Khatriwada, 2010: 47).

2.5 Budgetary Control

2.5.1 Concept of Budgeting and Budget.

Budgeting is future plan and projection taking some managerial assumption. Budgeting involves the preparation advance of the quantitative as well as financial statement to indicate the intention of the management in respect of the various aspects of the business. An effective budgeting system is vital to the success and survival of a business firm. Without a fully coordinated budgeting system, management cannot know the directions the business is taking out organizations

that do not plan are likely to wonder aimlessly and ultimately give way to the swirl of current events (Khatriwada, 2010:65).

2.5.2 Budgeting in Profit plan

Budgeting is a tool for management control it is forward planning. It is quite pivot of any successful design of control "Budgeting is the principal tool of planning and control offered to management by accounting function" (Welsch, et al., 1999:253).

The primary purpose of budgeting is to help out in organized planning and in controlling the operations of business concerns. Actually budgeting is greatest sources of message and an important means in the hands of management. Since, budgeting deals with essential policies and objectives, it is prepared by top management. A formal budget by itself will not make sure that a firm's operations will be automatically run to the accomplishment of the goals set in the budget. For this to happen, the top level managers and lower level employee have to understand the goals and support them and co-ordinate their efforts to achieve them (Khatriwada, 2010: 49).

One of the major components of budgeting is forecasting. The future forecast is made by the past events and future assumption. Forecast is groundwork of budget these forecasts are argued by the administrative and when most profitable combinations of forecast are selected they budgets. The sound budgeting system gives the better result (Khatriwada, 2010: 50).

a. A Sound Accounting System

Budgeting requires adequate and accurate information of past records. This can be ensured only by having a sound accounting system (Khatriwada, 2010: 51).

b. Effective Business Policy.

Budgeting depends of the top level business policy. Policy should be made for the success of business. Every budget reflects the business policies formulated by the management level. Policies should clearly pre defined and budget is prepared by taking it on consideration (Khatiwada, 2010: 51).

c. Support of Budget Working Group

In the process of budget preparation the support of budget working group is essential. Thus in order to make a budge system more and more effective, a budget committee should be set up (Khatiwada, 2010: 51).

d. Availability of Information

Without right information in right time budgeting system will not be complete. Information from department and other areas should be timely available in the budge preparation process (Khatiwada, 2010: 51).

2.6 Basic Concept of Profit Planning

The concept of budgeting was originally established with function of an accountant. But in the modern day budgeting is given much more importance and more importance sense is regard as basic technique of decision is regarded as way of management and is given the name 'profit planning and control program'. The basic concepts of PPC include the various activities that should be followed to attain maximum usefulness form profit planning and control. These activities are mentioned below (Goet, et al., 2063: 145).

a. Managerial Involvement and Commitment

Managerial involvement entails managerial support, confidence, and participation and performance orientation. Top level of management should understand the nature and characteristics of PPC. Be convinced that particular approach to

manage is preferable for their situation support the program in all its planning process as performance commitments (Goet, et al., 2063: 146).

b. Responsibility Accounting

A sound profit planning and control system must consist of responsibility accounting. Within the primary accounting structure secondary classification of costs, revenues, and other financial data that are relevant may be utilized in accordance with the needs of the enterprise (Goet, et al., 2063: 146).

c. Organizational Adaptation

A successful PPC program must test on sound organizational structure, for the enterprises and clear cut designation of lines of authorities and responsibilities of all the department of enterprises. The purpose of organizational structure and the assignment of authority is to establish a framework within which enterprise objectives may be attained in a coordinate and effective way on a continuing basis. The manager of each subunit would be assigned specific authority and responsibility for the operational activities of that subunit. These subunit are often referred to as decision centers or responsibility control responsibility is further classified by cost center, profit center, investment center (Goet, et al., 2063: 147).

d. Full Communication

Communication is transferring information from one to another. Communication can be defined as interchange of thought or information to bring about a mutual understanding between two or more parties. For profit planning and control, effective communication means development of well defined objective, specification of goals, development of profit plan and reporting and follows up

activities related to performance evaluation for each responsibility center (Fago, 2003: 156).

e. Flexible Application

"This stress that a PPC program must not dominate the business and the flexibility in applying the plan must be forthright management policy. So, that strait Jackets are not imposed and all favorable opportunities are seized even though they are not covered by the budget rigidity in practicability will be the harmful boundary in an association in an occasion of the enterprise. So such boundary should be avoided which mean there should be flexibility in PPC so that the unseen golden opportunity should be grasped in future for the betterment of the organization (Goet, et al., 2063: 1.5).

f. Realistic Expectation.

Profit planning and control must be based on realistic approach or estimation. Management must be realistic assumption and must not take either irrational optimism of unnecessary conservation so for PPC purpose a realistic approach reared with time dimension and external and internal environment that will prevail during the time span should be considered. This is called realistic expectation (Goet, et al., 2063: 1.5).

g. Timeless

Time is going on it can't be stop whether an individual or organization busy or idle. The problem of the manager in one hand is to accomplish the planned activities in a given time and on the other hand is to prepare the itself. Phasing of the planning is of two types one is timing planning horizons and another timing of planning activities (Goet, et al., 2063: 1.5).

h. Individual and Group Recognition

Behavioral aspects human being are for the field of the study of the psychologist, educators and businessman and finding was that there can be so many unknown misconception and speculations which has to be considered for an efficient management. A good and dynamic leadership can resolve this problem by integrating all the group efforts for betterment of the organization the fact also has been well considered under profit planning and control approach and focuses have been given to resolve the behavioral problems (Welsch et al., 2006: 42).

i. Zero - Based Budgeting

The budgeting which is always starting from zero is called zero based budgeting "Begin with where you are an established a business as usual budgeted for next year the same way and the same things you would do if you weren't concerned about constraint a total justification" (Welsch, et al., 2006:43).

j. Follow Up

The important of follow up action on profit planning and control approach is more. A careful study needed to correct the action of substandard performance in a constructive manner to recognize and transfer the knowledge of outstanding performance to others and based on the study and evaluation to provide a sound basis for future profit planning and control program (Welsch, et al.,2006:43).

2.7 Merits and Demerits of Profit Planning and Control

Profit planning and control has both merits and demerits even though merits are dominant one. Merits of profit planning and control listed below.

- Profit planning and control brings organizational policy in to action.
- Organizational structure will be sound and effective by the means of PPC.
- Historical statistical and accounting data is used by PPC.

- It compels management to plan for the most economical use of labor material a capital.
- Efficiency and inefficiency can be measured by PPC.
- Management attention can be drawn by PPC for the general business condition.
- It reduced cost by increasing the span of control because fewer supervisors are needed.
- PPC creates understanding between management and their co-workers.
- PPC reduce the uncertainty and gives guidelines to achieve organizational goal.
- It provides to all level of management the habit of timely, careful, and adequate consideration of the relevant face before receiving important decisions.

Profit planning and control model can't be assumed that it is free from problem. Some of its demerits listed below.

- Preparing profit plan is a difficult task.
- Some of traditional types manager don't like to prepare profit plan.
- It is not realistic to whiteout and distributes goals, policies and guidelines to all supervisors.
- It takes away management flexibility.
- It creates all kinds of behavioral problems.
- It adds at a level of complexity that is not needed.
- The manager's supervisors and other employees do not like the budget (Ojha and gautam, 1995: 165).

2.8 Profit planning and Control Process

Profit planning and control has its own process from preparing plans to implementation and feedback. A PPC Program includes more than the traditional idea of a periodic or master budget Rather it encompasses the application of a number of related management concept through a variety of approaches techniques and sequential steps" (Welsch, et al., 2006:71).

The processes of PPC are listed below:

- a. **Identification and evaluation of external variables:** Organization is always affected by two variables i.e. internal and external. Management always is curious about the variables which are directly and indirectly impact to the enterprises. Variables, which have a direct and significant impact on the enterprises, are called relevant variable. Variables may have different relevancy according to the market nature.
- b. **Design of Goals and objectives of the enterprises:** A major responsibility of management is to design the objective and goals of the enterprise. Executive management can specify or re-state this phase of the PPC process based on realistic evaluation of the relevant variable. The Management defines the purpose of the enterprise; clarify the character, environmental analysis, others decisions are taken in favor of the company.
- c. **Strategy formulation and implementation:** strategy should be set out for the betterment of the enterprises. Timely implementation and evaluation is major consideration of such strategy to achieve planed goals and objectives.
- d. **Management planning instructions:** Management planning instruction is communication between top management to lower level of management and it should adopt the basic of full communication. Top management establishes a planning foundation. On the basis of this planning foundation

the statement of planning guidelines is set executive management instructions.

- e. **Project plan preparation and evaluation:** project plans are different from periodical plan. It is a long term strategy. It is prepares and evaluated in the profit planning and control process. Consistent with this approach during the formal planning cycle, management must evaluated decide up on the plan states of each project in process and select any new projects to be initiated during time dimension covered by the upcoming strategies and tactical profit plans.
- f. **Development of long term and short term profit plan:** In the profit planning and control process developing long term and short term profit plan is a major task of management executive. Certain information are collected from related sources, to develop profit plan general format is available to management two profit plans completed, management should subject the entire planning payable to a careful analysis and evaluation to determine whether overall plans are the most realistic set that can be develop under the circumstances. When this point reaches the two profit plans should be formally approved by the top executive and distributed to the related mangers.
- g. **Implementation of profit plan:** Formulation is one of the major tasks of manager whereas implementation is more and more important factor of profit planning and control. The profit plan should be implemented by every concern designation. Implementation of plans and strategy is a function of management. Effective management at all levels requires that enterprise objectives goals, strategies and policy to be communicated and understood by subordinates (Welsch, et al., 2006: 75).

2.9 Limitations of Profit Plan

Profit planning and control is an important tool for management. "Every planning is not out from limitation also profit plan is not free from limitation. So, it is essential that the user of profit planning and control must be having a full knowledge of its limitations. In developing and using a profit planning and control program the following limitations kept in consideration (Goet, et al., 2006:1.6).

- The profit plans based on estimates.
- Execution is not automatics.
- Danger of inflexibility.
- Costly.
- Lower moral and productivity.

"The profit plan should regard not as a master but as servant. It is one of the best tools yet devised for advancing the affairs of a company and the individuals the affairs of a company and the individuals in their various spheres of managerial activity. It is not assumed that any profit plans is perfect. The most important considerations is to make sure, intelligent use of profit plans that all possible attainable benefits are derived from the plans as rendered and re-plan when there are compelling business reasons" (Welsch, et al.,1998:265).

2.10 Profit Planning in Commercial Banks

Profit planning in manufacturing sector is common it has been started in organization like banking sector too. Development of profit plan in banking sector begins with the preparation of various functional budgets. A bank prepares budget for deposit collection, lending expenditure, income investment, non fund based business etc. these budget are taken as functional budgets despite this budge now a day's bank also prepare for future plan this is called profit plan.

2.10.1 Planning for Resources

Planning for resources is functional plan for banking sector. This is also a starting functional all the planning depends on resource planning. The major resources of bank share capital and deposit. The landing and investment plan depends on the resources plan. Deposit is a primary source of resources collection. There are various types of deposit in the bank some are interest free and some are with interest. A proper mix of cost free and costly deposits corresponding to short term and long term deposits are to be maintained by the bank in its deposit mix in order to minimize its average cost of deposit at the sometime having comfortable mix of income yielding assets. Besides the deposits other resources are borrowing by inter bank loan. Certain rate of interest is directed by the loan too. Another resource is reserves and provision of banks. Collection of resources is one of the major functions of bank whereas deployment of such resource is also as important as this. The assts portfolio is determines by the planning for deployment. Bank can utilized their fund basically in three types of investment sector like liquid assets, lower income generating assets higher income generation assets. Liquid asset means banks should maintain certain percentage of total deposit for their short term fund requirement i.e. called liquid assets management. Secondly bank can invest in securities, treasury bills etc. i.e. lower income generating assets and last in higher income generating assets is interest generating sector like loan and advance. Most of the portion of deployment is in the loan and advance of a bank. Lending targets are fixed at various sector of economy for various kinds of trades and commercial activities and to various borrowers ensuring well diversification of the assets (www.bankinginnepal.com.np).

2.10.2 Non - Fund Consuming Income Plan

Income without investing of banks fund is called non funded income. They are LC, Bank guarantee payment of bills etc. A source of income which is generating

without any investment is called non funded business activities. (www.bankinginnepal.com.np).

2.10.3 Planning for Expenditure

Income can't imagine without expenditure so expenditure should be planned in proper way. The expenses planning and controlling are very essential for supporting the objectives and planned programs of the business concerns. The income after deducting all of expenditure is called profit son in the process of profit planning the expenditure planning plays the vital role. A bank always tries to control their expenses by preparing periodical budget. Expenditure minimization means that the profit maximization so the expenses must be planned carefully for developing a profit plan. In a bank there are generally following expenses.

- Administrative expenses.
- Interest expenses.
- Operating expenses.
- Loan loss provisions
- Bad debts
- Non- operative expenses.
- Expenses by the exchange fluctuation etc.

Interest expenses in direct expenses for the financial institution. It is paid to customer interest bearing deposit as per the bank's rules or agreed rate between bank and customer. Payment of interest is capitalized in same account of customer after deducting government tax prevailing rate of tax is 5% for persons and 15% for corporate. The expenditure side of bank's income statement is covered by interest by the large amount than other expenses so interest expenses are major and direct expenses. In the total income after deducting the interest expenses rest amount called contribution margin. Other expenses are administrative expenses those are generally incurred by the bank during the course of its day to day operation. Other expenses depend of the volume of the transaction. Higher the

volume of transacting higher will be operating expenses (www.bankinginnepal.com.np).

2.10.4 Planning for Revenue

The major expenditure of banks is interest and also major head of income is also interest. The main income source of bank of financial institution is interest margin. A bank lends their fund by taking some margin. The sources of income for bank is not only the interest other non funded sources are also can generate income whereas interest is dominant one. The major sources of revenue for a bank are listed below:

- Interest income
- Dividend
- Commission and Discount
- Miscellaneous income
- Foreign exchange income
- Remittance income
- Other non funded incomes.

Income of a bank is basically activity based it depends of the volume of business. Higher the income generating activities of bank, higher will be the amount of its revenues. Therefore the bank develops its plans for various activities in such a way that it maximizes its income (Goet, et al., 2006: 1.6).

2.11 Application of Profit Plan in Banking Sector

Traditionally comprehensive profit planning and control was applicable only to large manufacturing and complex organization. But in the modern concept the profit planning and control is applicable non - manufacturing enterprises too, like service companies, financial institutions, hospitals, retail business, construction companies etc. The fact is that a company has peculiar circumstances or critical problem is frequently a good reason for the adoption of certain profit planning and control procedures. In respect to size, when operations are extensive enough to require more than one or two supervisory personnel, there may be a need for profit planning and control application. Now a day's banking sector are also curious about preparing profit plan budget. Functional budget only gives their operational plan where as PPC gives idea about profit maximization (Goet, et al., 2063: 16).

2.12 Execution of Profit Planning and Control

The only preparing profit is useless while it doesn't come in execution. The plan should be developed with the confidence that the enterprises are going to meet or exceed all major objectives. The final examination of whether the hard work and cost in developing a profit plan are worthwhile is its helpfulness to top management. "The development of an annual profit plan ends with the planned income statement, the balance sheet and planned statement of changes in financial position. These three statements summarize and integrate the details of plans developed by the management for the period. They also report the primary impact of detailed plans on the financial characteristics of the firm. Before redistributing the completed profit plan it is generally desirable to recast certain budget schedules so that technical accounting mechanics and jargon are avoided as much as possible. The redesigned budget schedules should be assembled in on logical order, reproduced and distributed before the first day of the upcoming budget period. The profit plan completion date is important. Issuance of a profit plan after

the beginning of the budget period is one sure way of destroying much of budget potential. Timely completion of the planning budget suggests the need for a budget calendar" (Welsch, et al., 1999:265).

The manager of each responsibility center obtains an approved profit plan for his center and it becomes the basis for current operations and selection considerable coordinate and controlling belongings. After execution of profit planning the performance should be reported. Its phase of a comprehensive PPC program significantly influences the extent to which the organization's planned goals and objectives are attained. Performance reports deal with control aspect of PPC. The control function of management defined as "The action necessary to assure the objectives, plans, policies and standards are being attended" Performance reports are one of the vital tools of management to exercise its controls function effectively (Welsch, et al., 1999: 265).

2.13 Review of Previous Research Works

Profit planning and control played the vital role in overall profitability management which provides the guideline for the achievement of organizational goals and objectives. Various studied has been conducted for the behavior of profit planning. Regarding this various empirical studies have been conducting related area of profit planning. There are many researchers carried out by different research in this topic. The profit planning in the context of particularly commercial banks seems to be a new subject of study for research and analysis. So far this researcher could found some studies that have been made in this topic. Here are reviewed thesis some are manufacturing sector and some are related with financial sector which can help us to understand about their objectives, used statistical tools and major findings about this topic.

Dahal (2008) had conducted a research entitled "*Planning process and its impact on profitability; A case study of Gorkhapatra corporation*".

The main objectives were:

- To examine the present practice and effectiveness of profit planning in Gorkhapatra corporation.
- To evaluate the variance between target and actual performance of this corporation.
- To analyze the preparation of various functional budget of Gorkhapatra corporation.
- To point out the suggestion and recommendation for improving the profit plan.

The major findings were:

- GC does not prepare the long term strategic profit plan but it prepares tactical short term profit plan.
- GC has not adequately considered controllable and non-controllable variables affecting the corporation. They has no in depth analysis of the corporation's strength and weakness.
- The objectives of the Corporation are not clear, with regard to profit making and market penetration.
- The plans are prepared from top level only. There is no letter communication between the top level and lower level management regarding the corporation's goals and objectives.

- GC has not a system of periodical performance reports. Corporation is not seriously conscious to its poor performance.

Thapa (2009) had conducted a study on *"Profit planning in merchandising company: A case study of national trading limited"*.

The main objectives were:

- To examine the practical and effectiveness of profit planning in national trading limited.
- To analyze the various functional budgets adopted by national trading limited.
- To evaluate the performance of budgeted and actual in NTL.
- To provide summary finding and recommendation.

The major findings were:

- NTL does not take in account its weakness and strength to support planned activities.
- NTL fails to maintain its periodic performance report for the evaluation of performance to find the underlying cause of poor achievements.
- It seems that budgeted sales are higher than actual sales.
- Financial position of NTL is not satisfactory.
- There is low degree of positive correlation between sales and profit and negative correlation between profit and assets.
- There is not complete and comprehensive budgeting system.

- NTL is operating above BEP and enjoying profit but not appropriate.

Kharel (2010) had conducted a research on *"Profit planning of commercial banks in Nepal : A comparative study of Everest bank limited, Nabil bank limited, and bank of Kathmandu limited"* .

The main objectives were:

- To find out the relationship between total investment, loan and advances deposit, net profit and outside assets.
- To identify the investment priority sectors of commercial banks.
- To assess the impact of investment on profitability.
- To analyze and forecast the trend and structure of deposit utilization and its projection or five years of commercial banks.

The major findings were:

- The liquidity position of EBL is comparatively better that of Nabil and BOK.
- In spite of the current ratio is average amount the other two banks EBL has maintained the cash and bank balance to met the customers demand.
- EBL has invested higher sectors like government t securities than BOK and lesser portion than that of Nabil.
- Form the analysis of assets management ratio it can be found that EBL is in better position as compared to that of Nabil and Bok.

- EBL has invested the highest portion of total working fund on government securities as compared to Nabil and BOK.
- Due to more efficient loan policy, Nabil suffers from loan loss provision.
- BOK has higher investment on shares and debentures to total working fund ratio.
- The return on loan and advances ratio and return on assets of EBL is lowest of all.
- The ratio suggests that earning capacity of the bank's loan and advances is satisfactory..
- The total interest paid to working fund ratio is less than the interest earned to total working fund ratio. So, it is profitable position as it is getting higher return that is interest cost.
- The degree of risk is average on EBL. The credit risk ratio is higher than the compared banks. However the lowest C.V. of credit risk and average C.V of liquidity risk ratio and capital ratio over the study period provided for the assurance of consistency of the degree of risk.
- EBL has showing its good performance by increasing the total deposit loan and advances and investment, in profitable sectors interested earnings by providing loan to clients.
- The trend of the total investment, total deposit loan and advances and net profit of EBL shows better position than that of Nabil and BOK.

Khatiwada (2011) had conducted a research on *"Profit planning in commercial bank; A Case study of Himalayan Bank limited"*.

The main objectives were:

- To focus the current profit planning adopted and its effectiveness in Himalayan Bank Limited (HBL).
- To study variance of budgeted and actual achievement.
- To analysis the growth of the business of the bank over the period.
- To provide suggestion and recommendation for improvements of the overall probability of the bank.

The major findings were:

- The liquidity position of HBL
- Is comparatively better that of EBL and BOK?
- The bank is facing completion from increasing number of financial institution in this year.
- This had lead to sub spatial decrease in interest rates in the market those attributing to lower yield.
- Budgets are prepared just to fulfill the formalities but these are not used effectively from the profit planning process.

Gurung (2012) had conducted a research on *"Profit planning and control; A Case Study of Nepal SBI Bank Limited"*.

The main objectives were:

- To identify the planning process adopted by Nepal SBI Bank Ltd.
- To sketch the trend of profit and loss.
- To evaluate the variance between target and actual performance.
- To recommend the steps to be taken to improve the profit planning process.

The major findings were:

- Interest income of SBI was highest.
- Return on paid of capital is always negative in SBI.
- The relationship between actual deposit and actual O/S LDO is in fluctuating trend over the period.
- The amount of interest margin of NSBI is in fluctuating trend where the increment percentage is also in fluting trend over the study period.

Sapkota (2013) had conducted a research on *"Profit planning practice in Commercial Bank; With special reference to Nepal industrial and commercial bank limited"*

The main objectives were:

- To focus the current profit planning adopted and its effectiveness in Nepal industrial and commercial bank limited (NIC).
- To study the variance of budgeted and actual achievements.
- To analyzes the growth of the business of the bank over the period

- To provide suggestion and recommendations for improvements of the overall profitability of the bank.

The major findings were:

- Nepal industrial and commercial bank limited (NIC) does not prepare long term strategic profit plan. It only prepares short term profit plan which is usually referred as budget time period of this budget covers one fiscal year.
- The budget is not based on past performance but on targeted growth, which is very optimistic in both the budget year.
- NIC has not been able to maintain a minimum level of co-ordination between the department and staff.
- The profit budget is extremely ambiguous. It is not based on scientific method or past trend analysis but based on specific target put forward by the government board.
- The bank is facing competition from increasing number of financial institutions in this year.
- These had led to substantial decrease in interest rates in the market thus attributing to lower yield.

Budgets are prepared just to fulfill the formulation but these are not used effectively from the profit planning process.

2.14 Research Gap

Today's world is marketed by rapid changes and new developments as such researcher conducted a few years back may not be adequate to explain current phenomena. Thus continuous attempt needs to be taken new researcher and

conducted to build our existing knowledge based, interpret and analyze events in the face of dynamism. Most of the past research studies about profit planning system are basically related to the profit planning system of manufacturing organization or production oriented activities. The researcher could find some study so far that has been related to profit planning system of commercial bank in Rastria Banijya Bank, Nepal investment bank, standard chartered bank and Nepal Bangladesh bank. This study may be a new study in this field as no study has been made profit planning of SBI Bank. In the past financial institution were depends only the interest margin in present economic dynamism only the interest margin is not sufficient to improve profitability so this researcher has tried to analyzed the extra ordinary items of income generation in financial institution. To find the new developments and to bridge the gap between the past research and the present situation. The researcher set out to conduct the research in this stimulating topic. The researcher has been through many literature reviews and given my best to fulfill this work. In this research effort had been made to understand the profit planning and control in commercial bank and the researcher hope this research will be fruitful for future researchers as reference.

CHAPTER - III

RESEARCH METHODOLOGY

3.1 Introduction

The main purpose of this chapter is to discuss the research methodology such as research design, population and sample. Data collection technique and analytical tools of the research study. It is widely accepted that research study. Research methodology, as a vital part of research study, describes the various sequential steps to be adopted by researcher in studying research problem along with the logical behind them. This study has intense relation with application a case study on profit planning and control of Nepal SBI bank limited regarding the objectives to analyze, examine and in and interpret the application of profit planning in the Bank. The research methodology includes, research design, data collection procedures, and research variable and tools use. For our purpose the following steps provides useful procedural guidelines so far as research methodology is concerned.

3.2 Research Design

This study is a case study in nature. A true research design is basically concerned with various steps to collect the data for analysis and draw a relevant conclusion. Recommendation is another important aspect of design strategy. The research design allows the researcher to take an appropriate measure and direction towards the collection and analysis of data in a manner to combine relevance to the research purpose with economy in procedure. Research design is the plan, structure and strategy of investigation imagines obtaining answer to research questions and controlling various things. This study is an examination and evaluation of budget process in profit planning program of Nepal SBI Bank Ltd.

Various functional budgets and other related accounting information's and statement of Bank are the materials to analyze and evaluate the profit planning system of the Bank. Descriptive as well as analytical research designs have been adopted in this research. This is a comparative study research of commercial banks and a case study research.

3.3 Population and Sample

This research aims to studying the profit planning aspect of commercial bank taking the case study of single bank Nepal SBI Bank Ltd and data have been analyzed for five years so, the five years data have been taken as based for this case study.

3.4 Sources and Collection of Data

Here both primary and secondary data has been used for this study. The primary data can be taken from informal discussion with executives. But this study is mainly based on secondary data. The main source of secondary data are quarterly and annual financial reports, official records, web site, brochures, prospectus and other relevant publications of SBI , NRB, Central Bureau of Statistic and relevant publications. From these sources the relevant historical data are gathered for analysis purpose.

3.5 Study Variables

Share capital, customer deposit, loan and advances, overdrafts, total resources and deployment, LC, Bank guarantee, interest expenses, other expenses, interest income, and other income of Nepal SBI Bank Ltd are research variables of this study.

3.6 Analytical Tools

The researcher has analyzed the data by using various statistical, mathematical and financial tools in this study.

3.6.1 Statistical and Mathematical Tools

The researcher has analyzed the data by using following statistical and mathematical tools.

- Percentile increment.
- Mean
- Standard Deviation
- Correlation of coefficient
- Probable error
- Regression analysis
- Test of goodness of fit of the regression estimate
- Coefficient of determination

3.6.1.1 Percentile increment

This statistical tool gives the percentage change of previous year to current year. This tool helps to find out the income in the study variable. Simply, the word percentage means per hundred. In other word, the fraction with 100 as its denominator is known as percentage and numerator of this fraction is known as rate of percent.

3.6.1.2 Arithmetic Mean (Average)

The central values that represent the characteristics of the whole distribution or the values around which all items of the distribution tend to concentrate are called average. Arithmetic average is one of the important statistical measures of average.

The arithmetic mean of a given set of observation is their sum divided by the number of observation.

The formula for mean

$$\bar{X} = \frac{\sum x}{n}$$

Mean (\bar{X}) = (X bar)

Sum x ($\sum x$) = total of the numerical values

n = sample number.

3.6.1.3 Correlation of Coefficient

Correlation analysis is a statistical tool. It is used to find the relationship between variables. If two quantities vary in such a way that movement in one are accompanied by movements in the other quantities are correlated. The degree of relationship between the variables under consideration is measured through the correlation analysis. Thus correlation is statistical device, which helps us in analysis the co-variation of two or more variables. Karl Pearson's coefficient of correlation is widely used in practice. The Pearson's coefficient of correlation is widely used in practice. The Person's coefficient of correlation is denoted by the symbol. "r"

The formula for computing Person's "r" is:

$$r = \frac{\sum xy}{\sqrt{\sum x^2} \times \sqrt{\sum y^2}}$$

Where,

r=the correlation coefficient

$$x = X - \bar{X}$$

$$y = Y - \bar{Y}$$

X=Independent variable

Y=Dependent variable

Following general rules are applied to interpret the coefficient of correlation: when $r = +1$, it means there is a perfect positive relationship between the variables. When, $r = -1$, it means there is a perfect negative relationship between the variable. When, $r = 0$, it means that there is no relationship between the variables. i.e. the variables are uncorrelated.

3.6.1.4 Regression Analysis

Regression is the statistical tools which is used to determine the statistical relationship between two or more variables and to make estimation of one variable on the basis other variables in other words regression is that statistical tool with the help of which the unknown value of one variable can be estimated on the basis of known value of the other variable.

Using the L.S.E. for equation (1), we obtain the following two normal equations as:

$$\sum Y = na + b\sum x \quad \dots\dots (i)$$

$$\sum XY = a\sum x + b\sum x^2 \quad \dots\dots (ii)$$

By solving the normal equations (i) and (ii), we will get the best value of 'a' and 'b' However, these values can be obtained using following relations.

The regression coefficient of Y on X is.

$$b_{YX} = \frac{\sum XY - n\bar{X}\bar{Y}}{\sum X^2 - n\bar{X}^2} \quad \text{and } a = \bar{Y} - b\bar{X}$$

$$\begin{aligned} \text{or, } b_{YX} &= \frac{\frac{1}{n} \sum XY - \bar{X}\bar{Y}}{\frac{1}{n} \sum X^2 - n\bar{X}^2} = \frac{\frac{1}{n} \sum (X - \bar{X})(Y - \bar{Y})}{\frac{1}{n} \sum (X - \bar{X})^2} \\ &= \frac{\sum XY}{\sum X^2}, \text{ where, } x = X - \bar{X} \quad \text{and } Y = Y - \bar{Y} \end{aligned}$$

or, i.e. $Y_e = a + bx$ and $X = a + bY$

3.6.1.5 Standard Deviation (σ)

The standard deviation is the absolute measure of dispersion. It is defined as the positive square root of the mean of the square of the deviation taken from the arithmetic mean. The greater the amount of dispersion or variability, the greater the standard deviation, the greater will be the magnitude of the deviation of the values from their means. A small standard deviation means high degree of uniformity of the observation as well as homogeneity of a series and a large standard deviation means just the opposite.

This standard deviation of a set of n numbers x_1, x_2, \dots, x_n is given by

$$\sigma = \sqrt{\frac{1}{n} \sum (X - \bar{X})^2}$$

Where, \bar{X} = Arithmetic mean.

σ = Standard Deviation.

If $x = X - \bar{X}$ = Deviation from exact arithmetic mean, then 1 Becomes

$$\sigma = \sqrt{\frac{1}{n} \sum X^2}$$

By Further Simplification, (I) can be written as.

$$\begin{aligned}\sigma &= \sqrt{\frac{1}{n} \sum x^2 - \left(\frac{\sum x}{n}\right)^2} \\ &= \sqrt{\frac{1}{n} \sum x^2 - (\bar{X})^2}\end{aligned}$$

Where n = Total number of observation

3.6.2 Financial Tools

Ratio analysis and CVP analysis has been used in this study as financial analytical tools. Ratio is main focus as financial tools throughout the study as "Ratio analysis is such powerful tool of financial analysis that throughout the help of it economic and financial position of business unit can fully X-rayed" (Kothari, 1971:187).

Some financial tools are as Follows:

- a. Ratio Analysis. (Liquidity ratio, Leverage ratio. Activity ratio and profitability ratio)
- b. Cost volume profit analysis.

CHAPTER - IV

PRESENTATION AND ANALYSIS OF DATA

This chapter is devoted to the presentation analysis, interpretation and scoring the empirical finding out of the study through definite course of researcher methodology. To achieve the stated objective of the study research has tabulated the available data in different figure. Table and analyzed using the tools were necessary and applicable stated in the research methodology.

4.1 Vision and Mission of Nepal SBI Bank Limited

To be a state of the art, customer centric, values driven and professionally managed bank; committed to high standards of good corporate governance practices; perpetual enhancement of the wealth of all stakeholders and the society.

Over the years, we have grown larger and stronger - in terms of business, geography and resources. This has been achieved by relying on the fundamentals of customer service of top order. Our achievements have come through quality, consistency and transparency of capital base, sound liquidity, a robust risk management framework coupled with the practice of good corporate governance and above all, the tireless focus on customer satisfaction.

The Bank's mission is to provide one stop solutions to all the banking needs for the customer through a highly motivated professional and efficient human resource pool. Promoting sustainable business growth by providing High quality customer service, customer care and ensuring efficient use of Information Technology in a cost efficient manner. Meeting the expectations of all stakeholders through transparent, true and fair disclosures and responsive management,

practices/principles. Strive to fulfill corporate social responsibility in Nepal with emphasis to growth in business.

4.2 Resource Mobilization Planning

The resource means required fund for the bank operation, it includes capital fund, loan and borrowing, deposit collection and other liabilities. Among these, some recourse is cost bearing and some are cost free source. Here the researcher going to present status of available resources of Nepal SBI Bank Ltd in tabular and figure form.

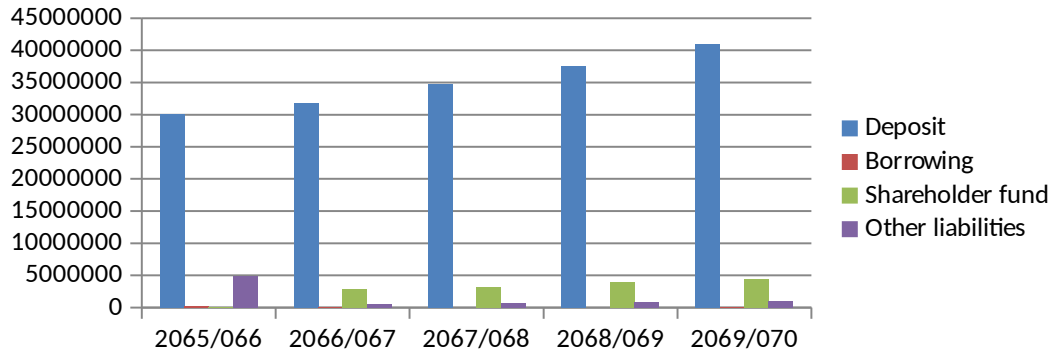
Table: 4.1
Status of Available Resource

F/Y	Deposit		Borrowing		Shareholder fund		Other Liabilities		Total
	Amount	%	Amount	%	Amount	%	Amount	%	
2065/066	30048418	89.10	235968	0.69	2942226	8.72	494099	1.49	33720711
2066/067	31842789	89.41	83178	0.23	3195466	8.97	491696	1.39	35613129
2067/068	34681345	87.98	-		4004669	10.16	733327	1.86	39419341
2068/069	37611202	87.96	-		4386025	10.26	761085	1.78	42758312
2069/070	40920627	88.07	1000	0.02	4593262	9.89	941601	2.03	46465490
Total of Resources	175104381		329146		13121648	3421808	3421808		

(Amount '000')

Source: Annual Report of SBI 2065/066 to 2069/070

Figure: 4.1
Status of Available Resources



The above table and figure show that the deposit collection is the major source of resource collection so the researcher have divided total resources in two parts one is deposit collection and another is other resources (other than deposit)

- Customer deposit collection
- Other resources

4.3 Customer Deposit Collection

As deposit collection is major activities for commercial bank, it is important source of resource mobilization. As per the data F/Y 2065/66 to 2069/070 the customer deposit is high as 89%. These deposits are collected from different sectors that are individual and corporate customer. Deposits are collected as per the bank's rules. Some deposits are interest bearing and some are interest free. The bank has categorized the deposit into two types which is as follows:

1. Interest Bearing Account

- a. Saving Account
- c. Call Deposit Account
- d. Fixed Deposit Account
- d. Certificate of Deposit

2. Interest Free Account

- a. Current Deposit Account
- b. Margin Deposit Account
- c. Other Deposit Account

4.3.1 Deposit Collection Budget of Nepal SBI Bank Ltd.

Nepal SBI Bank Ltd. prepares the plan for the deposit collection. The budgeted and actual deposit collection of Bank has presented in table below:

Table: 4.2

Status of Budgeted and Actual Deposit Collection

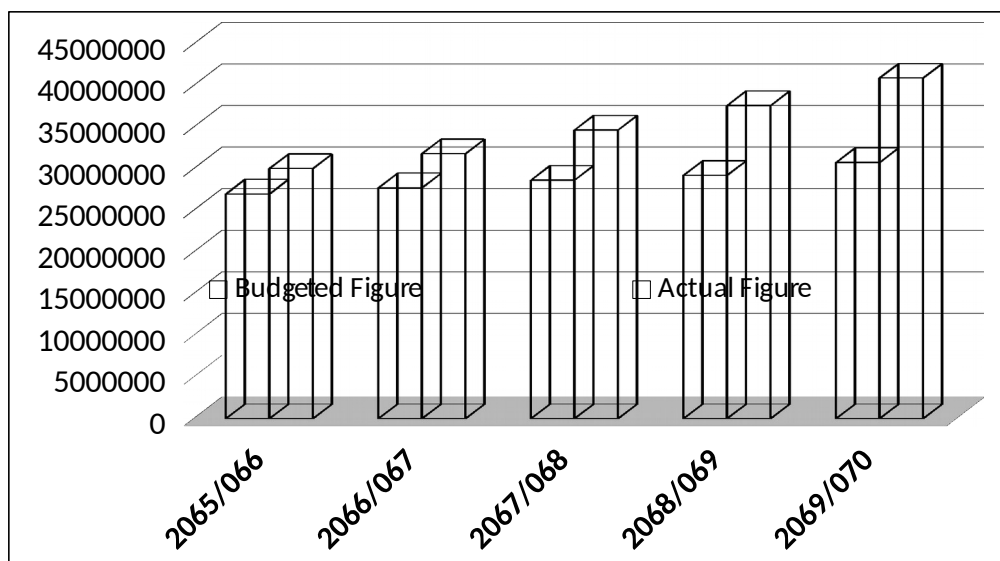
(Amount '000')

Fiscal Year	Budgeted Figure	Actual Figure	Achievement
2065/066	26997680	30048418	111.3%
2066/067	27737621	31842789	114.8%
2067/068	28662298	34681345	120.9%
2068/069	29229379	37611202	128.7%
2069/070	30774425	40920627	132.9%

Source: Annual Reports and Budgeted Statement of SBI Bank Limited.

Figure: 4.2

Budgeted and Actual Deposit Collection



The above table and figure show that the status of budgeted and actual deposit collection of Bank. The bank has achieved its objectives of deposit collection every year more than 100%. The base of preparing the budgets is the actual deposit collection the last year. The achievement range is slightly fluctuating. It has been ranged between 111.3% to 132.9% through the five year of study period.

Table: 4.3

Status Result of Deposit Collection Budget and Actual Deposit

(Amount in '000')

Statistical Tools	Budgeted Deposit (X)	Actual Deposit (Y)
Mean	28680221	35020876
Standard Deviation	1296687	3910440
Coefficient of Variation	4.5%	11.16%
Correlation of coefficient (r)	0.9918	
Probable Error (PE)	0.0049 (r>6 PE)	

Source: Appendix-1

The above table shows that actual deposit is more variable than budgeted deposit since the CV of actual deposit is higher than budgeted deposit. Budgeted deposit is more consistent and homogeneous actual deposit is more variable in nature. A greater CV represents less homogenous. By using another statistical tool correlation co-efficient to analyze the relationship between budgeted deposit and actual deposits. It is used Karl person's coefficient of correlation which is denoted by (r). By calculating (r) can examine whether positive correlation between budgeted deposits and actual deposit is or not. Budgeted deposit is denoted by X and assumed to be independent variable and actual deposit is denoted by Y is assumed to be dependent variable. So that increased in budget is support to increase in actual achievement or vice versa, this meant that there should be positive correlation between, budgeted figure and achievement figures. Significance of correlation of (r) tested with probable error (PE) by the calculation as per appendix 1. The researchers have found (r) is 0.9918 and PE is 0.0049. The figure of 'r' shows that there is positive perfect correlation between budgeted deposit and actual deposit. The relation of PE with r is $r > 6PE$ so it is significant so the actual deposit going on same direction. Another statistical tools regression line can also be fitted to show the degree of relationship between budgeted deposits and actual deposit and to forecast the achievement with given target so that the regression line of 'Y' on 'X' is as follows:

$$y - \bar{y} = r \times \frac{\sigma_y}{\sigma_x} (x - \bar{x})$$

$$y - 35020876 = 0.9918 \times (x - 28620281)$$

$$y = 2.99x - 3071469.16$$

From the above equation it is clear that actual deposit is in increasing trend. By the help of this equation the researcher determine the expected deposits achievement

with given value of budgeted deposit ($X=35000000$) ascertain the expected deposits achievement for F/Y 2069/2070.

When $X=35000000$

The expected deposit for the year 2068/2069

$Y - 2.99 \times 35000000 - 30761469.16$

$= 73888530.84$ (000)

The relationship between budgeted and actual amount deposit remains same the amount of deposit in F/Y 2069/2070 will be Rs. 73888530.84 stated by above regression line.

4.4 Resources Deployment Plan of Nepal SBI Bank Ltd.

Allocation of available resources into different sector is called deployment of resources plan. Resources can be used for maintain liquidity, investing in income generating activities, investing for fixed assets purchase and other assets. The available resources can be allocated for three purposes these are listed below.

- To maintain the liquidity position
- To invest in income generating activity
- To purchase fixed and other assets

a) Deployment to Maintain Liquidity Position

Liquidity need to be maintained for the purpose of payment of withdrawals from deposit amount and payment for other liabilities and expenses. The liquidity can be maintained in terms of cash in vault and balance in bank. The return on such amount may be nominal or no return at all. The central bank of Nepal NRB has instructed to commercial bank to maintain certain liquidity as per their deposits.

The liquidity position should be maintained as required higher the liquidity can't give effective return and lower the liquidity became failure to repay the deposit.

b) Deployment for Income Generating Activities

The major function of a commercial bank is to collection of deposit and invests the major different sector as loan Deployment of fund in income generating activities can divided in to two categories.

- Loan, Discount, Overdrafts (LDO)
- Other investment

LDO refers loan, Advances, O/D, Bills Purchase and Discount and other loan which generates income in terms of interest other investment includes, investment in securities, Treasury bill etc.

Table: 4.4

Total Income Generating Deployment of SBI Bank Limited

(Amount in '000')

Fiscal Year	Other Investment		Loan and advance		Total
	Amount	%	Amount	%	
2065/066	11822985	39.92	17793724	60.08	29616709
2066/067	13340177	39.79	20179995	60.21	33520172
2067/068	8730691	28.84	21495440	71.16	30206131
2068/069	8444910	25.83	24253403	74.17	32698313
2069/070	8710691	24.49	26859694	75.51	35570385

Source: Annual Reports and Budgeted Statement)

The above table shows the status of income generating deployment of Bank. The major portion of deployment of the bank covers by the loan and advance. The

range of loan and advance is 60.08% to 75.511% where as the range of other investment is 39.92% to 24.49%.

c) Deployment in Other Assets

Assets needs in the organization to show the performance of business such assets may be fixed or current. These assets can't give returns directly but without these others activities can't be run smoothly. Fixed assets subject to write off at certain period of time as expenses.

4.4.1 Budgeted and Actual LDO of SBI

Since the LDO is a major sector of deployment of the bank the researcher going to analyze about the position of LDO of Bank. Following table shows the budgeted amount of LDO and the same achieved actually.

Table: 4.5

Budgeted & Actual loan, Discount, & Overdraft

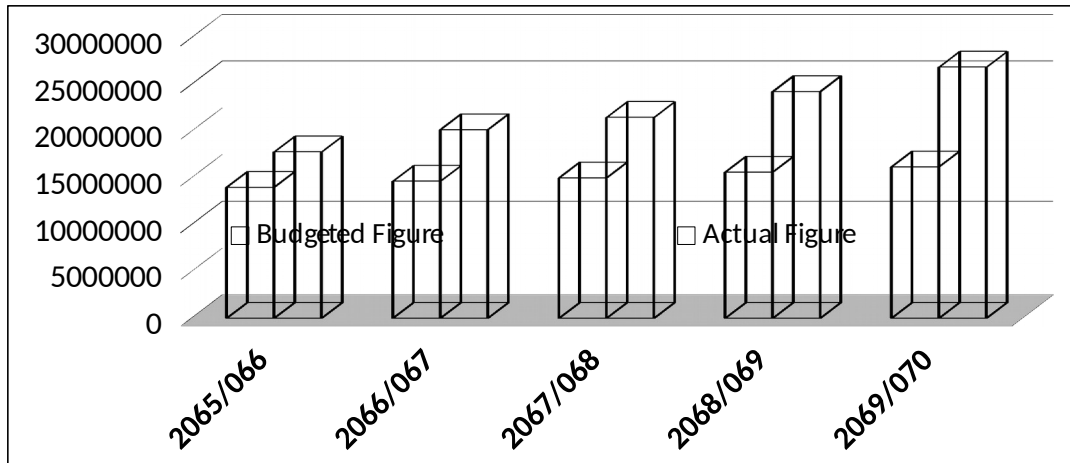
(Amount in '000')

Fiscal Year	Budgeted Amount	Actual Amount	Achievement
2065/066	14019638	17793724	126.92%
2066/067	14660367	20179995	137.65%
2067/068	15029683	21495440	143.02%
2068/069	15645667	24253403	155.02%
2069/070	16209873	26859694	165.70%

Source: Annual Reports and Budgeted Statement of SBI Bank Limited

Figure: 4.3

Budgeted and Actual LDO



Above table and figure show that status of budgeted and actual LDO of Bank. The actual achievement of LDO is more than the 100% in every year. The investment in LDO is increasing trend in terms of amount where as the achievement percentage with budgeted figure is fluctuating trend. The range of achievement over the five year period is 126.92% to 165.70% it shows that Bank has meet the targeted investment in LDO in every year but the achievement trend is not same increment trend.

Table: 4.6
Summary of Budgeted LDO and Achievement

(Amount in '000')

Statistical Tools	Budgeted LDO (X)	Actual LDO (Y)
Mean	15113046	22116451
Standard Deviation	4938825	3158683
C.V.	32.6%	14.28%
r	0.1537	
PE	0.2945 ($r > 6PE$)	

Source: Appendix-2

The above table show that budgeted LDO is less variable than actual LDO. Since the coefficient of variations of actual LDO is greater than that of budgeted LDO, actual LDO are more variable nature. On the other hand budgeted LDO more consistent and homogeneous than actual a greater coefficient of variation is said to be more heterogeneous. Here bank actual LDO is the variable nature than budgeted LDO.

It can be used another statistical tool correlation co-efficient to analyze the relationship between budgeted LDO and actual LDO. There should be positive correlation between budgeted and actual LDO. The researcher can take the help of Karl person's coefficient of correlation to find correlation between actual LDO and budgeted LDO. For this purpose budgeted LDO is denoted by X and actual LDO is denoted by Y. Here X is independent variable and Y is dependent variable. Here the correlation between budgeted and actual LDO 1537 it means the relation between budgeted and actual LDO are perfectly correlated. Significance of r is tested with PE researcher has $r > 6$ PE this means the value of r is more significant. So, it is no doubtful that actual LDO will go on same direction that of budgeted LDO.

From the calculation in appendix no 2, the researcher has obtained the value of r being 0.1537. Now the coefficient of determination which explains the change in Y variable i.e. actual LDO by X variable i.e. budgeted LDO can be calculated as the square of r. $r^2 = (0.1537)^2$. Another statistical tool regression line can also be fitted to show the degree of relationship between budgeted LDO and actual LDO and the forecast the achievement with given target. For this purpose, achievement figure have been supposed to be depended up on independent target. So that the regression line of achievement 'Y' on targeted 'X' or Y on X is as follows.

$$y - \bar{y} = r \frac{\sigma_y}{\sigma_x} (X - \bar{X})$$

$$y - 2211645 = 0.1357 \times \frac{3158683}{4938825} (X - 15113046)$$

$$y = 0.983 \times X + 20630829$$

From the above equation, it's clear that actual LDO are in increasing trend. By the help of this regression equation, the researcher ascertain the expected LDO achievement with the given value of target LDO say X for fiscal year 2069/2070=25000000

When X=30000000

Then expected LDO achievement

$$y = 1.1468 \times 30000000 - 15113046$$

$$y = 19290954 \text{ (000)}$$

4.4.2 Resources Deployment in Other Sector (NLDO)

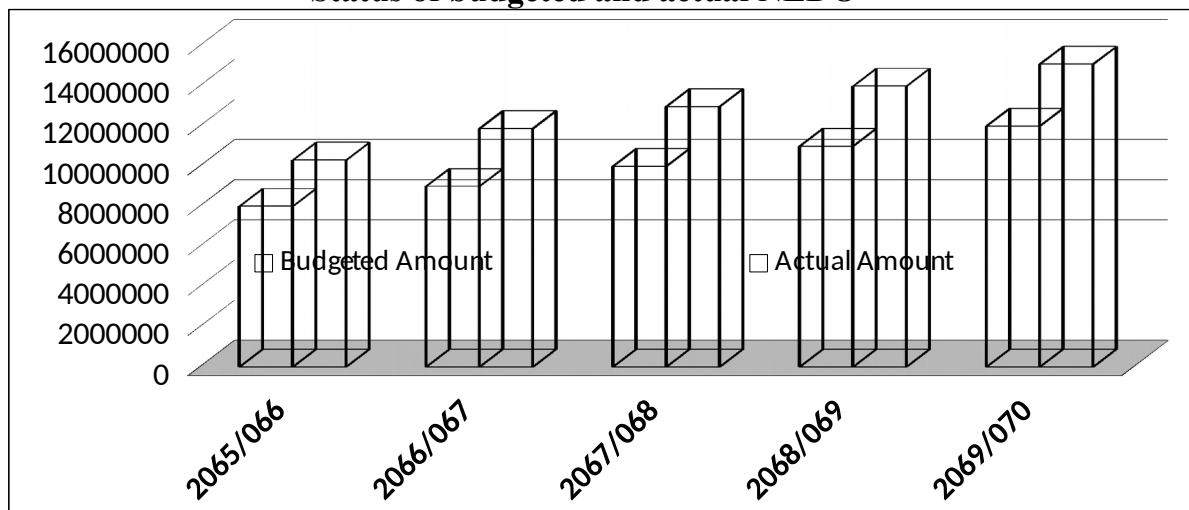
The portfolio of NLDO consists of liquidity in terms of cash and bank balance, investment, fixed and current assets. The budgeted and actual deployment in other sector listed in following table over the study period.

Table: 4.7
Status of Budgeted and Actual Deployment in Other Sector (NLDO)
(Amount in '000')

Fiscal Year	Budgeted Amount	Actual Amount	Achievement
2065/066	8000000	10304417	128.81%
2066/067	9000000	11876655	131.96%
2067/068	10000000	12976754	129.77%
2068/069	11000000	13987645	127.16%
2069/070	12000000	15086735	125.72%

Source: Annual Reports and Budgeted Statement of SBI Bank Limited

Figure: 4.4
Status of budgeted and actual NLDO



The above table and figure show that the status of budgeted and actual deployment in other sector than LDO (NLDO). The actual achievement of investment in other sector has more than 100% on each year. The rate of such achievement is fluctuating trend over the study period. The achievement is 128.81% in F/Y 2065/2066 and it has been decreased in F/Y 2069/2070 to 125.72%. Again in F/Y 2066/2067 it increases to 131.96% and slightly fluctuating up to F/Y 2069/2070. The average rate of achievement over the five year is 124.56% this indicate that the bank achieved its target by 25% approximately.

Table: 4.8
Result of NLDO of SBI

Statistical Tools	Budgeted LDO (X)	Actual LDO (Y)
Mean	10000000	12846441
Standard Deviation	1414214	1657746
C.V.	14.12%	12.90%
r	0.996	
PE	0.024 (r>6PE)	

Source: Appendix-3

The above table shows the summary of investment in other sector (NLDO). The average investment in other sector is highest than the budgeted figure. It means the target has been achieved. The actual NLDO is more variable in nature since it has higher C.V. it means that the budgeted figure is more consistent a greater C.V. is said to be more heterogeneous. The correlation between budgeted and actual NLDO is denoted by r . The value of r is 1 so the relationship between budgeted and actual figure is perfectly correlated. The significant of r can be measured by the probable error here the $r > 6PE$ so the r is significant.

4.4.3 Actual deposit and outstanding LDO of SBI Bank Limited

Customer deposit and deployment in LDO is major activities of SBI Bank Limited. As it is understood the major source of resources mobilization of SBI is the customer deposit and similarly the major outlet for deployment portfolio is for loan and advance and bills discount (LDO). It is desirable to analyze the comparative status of the same for the study period. Following table shows actual balance of deposit and actual position of deployment toward LDO.

Table: 4.9

Status of LDO vs. Actual Deposit of SBI Bank Limited

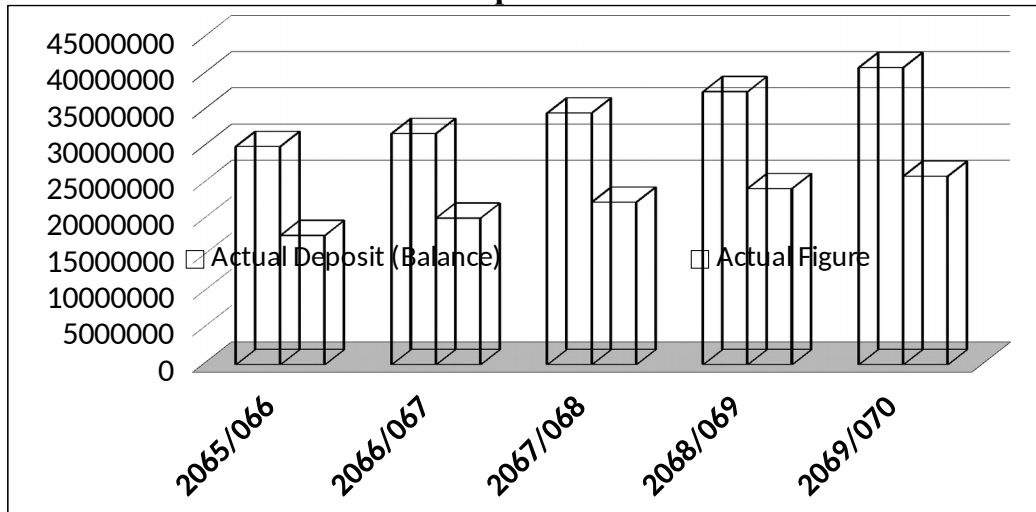
(Amount in '000')

Fiscal Year	Actual Deposit (Balance)	Actual O/S LDO	LDO to deposit Ratio
2065/066	30048418	17793724	59.21%
2066/067	31842789	20179995	63.37%
2067/068	34681345	22378955	64.53%
2068/069	37611202	24257965	64.50%

2069/070	40920627	25968786	63.46%
----------	----------	----------	--------

Source: Annual Report of SBI Bank 2065/2066 to 2069/2070

Figure: 4.5
Actual deposit and actual LDO



The above table and figure show that the status of actual deposit balance and actual o/s LDO. The actual deposit balance and actual o/s LDO both are in increasing trend except 2064/2065 throughout the study period. The utilization of deposit collection in terms of LDO is fluctuating trend in percentage. The range of LDO to deposit ratio is 59.21% to 64.53% this indicate that the bank invest in LDO out of total deposit in the range of 59.21% to 64.53% over the five year time period.

Table: 4.10
Result of actual deposit and actual O/S LDO

Statistical Tools	Actual Deposit	Actual O/S LDO
Mean	35020876	22116451
Standard Deviation	3910440	3158683
C.V.	11.16	14.28
r	0.9043	
PE	0.0055 (r>6PE)	

Source: Appendix-4

The above table shows that actual O/S LDO is more variable than actual deposit since it has higher C.V. On the other hand actual deposit more consistent than outstanding LDO it means the outstanding LDO is variable in nature. The relationship between actual deposit and actual outstanding LDO can be measured by co-relation between them. The researcher can take the help of Karl Person's Co-efficient of correlation to find correlation between actual deposit and actual outstanding LDO. The correlation r is 0.9043 this means it is perfectly correlated between actual deposit and actual outstanding LDO. Significance of correlation r is tested with problem error (PE) here the $6PE < r$ so the calculation of r is highly significance.

4.5 Interest Expenses

The bank collected from various sources. Among them some are non cost bearing and some are cost bearing sources. Interest expenses incurred for making payment of cost of such deposit amount which are interest bearing deposit. The interest holds highest percentage of expenses amount because deposit hold highest portion of total available resources. The bank may have different interest rate in different types of account. Here, the researcher is going to analyze the average cost of deposit throughout the study period.

Table: 4.11
Status of average cost of deposit

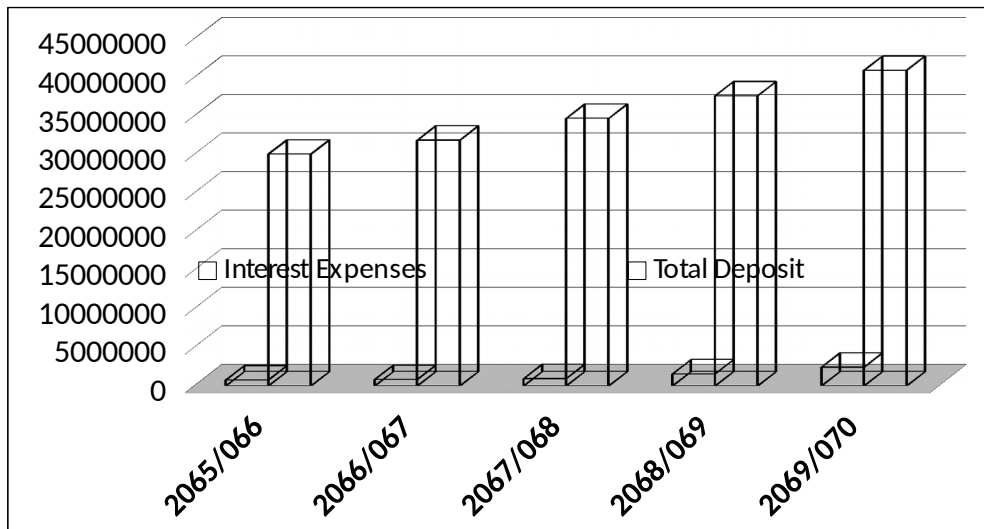
(Amount in '000')

Fiscal Year	Interest Expenses	Total Deposit	Cost of Deposit (%)
2065/066	767411	30048418	2.55%
2066/067	823745	31842789	2.58%
2067/068	934778	34681345	2.69%
2068/069	1553531	37611202	4.13%
2069/070	2414807	40920627	5.90%

Source: Annual Report of SBI Bank 2065/2066 to 2069/2070

Figure: 4.6

Average Cost of Deposit



The above table and figure show that the total deposit and interest expenses of respective year. The deposit amount is in increasing trend likewise the interest too. The tables show the cost of deposit in percentage. The Bank cost of deposit (interest) range between 2.25% to 5.90% over the study period. The cost do deposit of the bank is increasing trend.

4.6 Interest Income

Interest income also called return of LDO contributes major portion of total revenue mix. Now, researcher is going to analyze the comparative status of total return on LDO with the help of table and diagram.

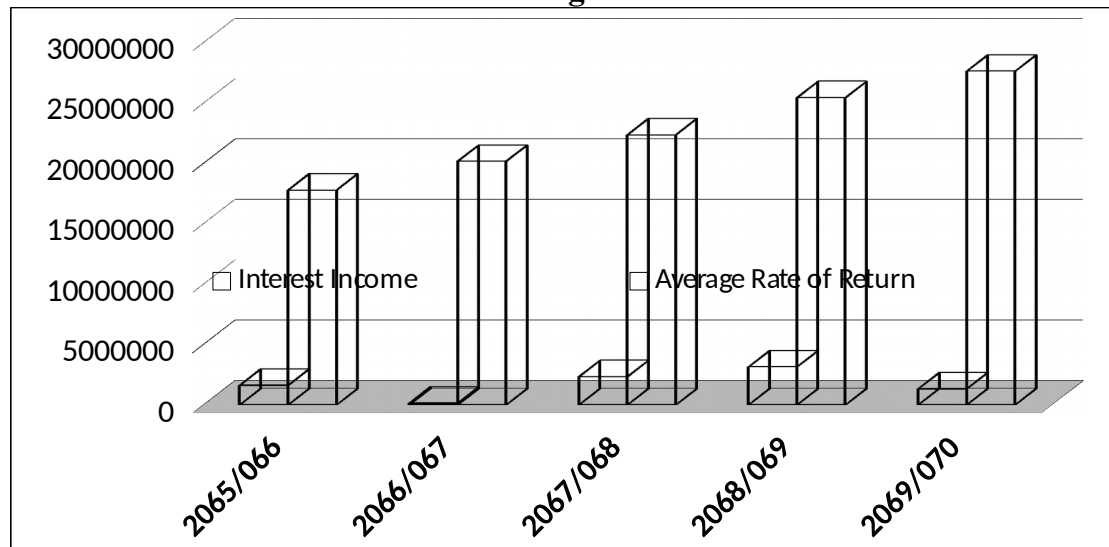
Table: 4.12
Status of average return of LDO

(Amount in '000')

Fiscal Year	Interest income	Total O/S LDO	Average Rate of Return
2065/066	1617038	17793724	9.08
2066/067	1444245	20179995	7.15
2067/068	2342198	22368843	10.47
2068/069	3148605	25456757	12.36
2069/070	4326141	27645765	15.65

Source: Annual Report of SBI Bank 2065/2066 to 2069/2070

Figure: 4.7
Status of average return of LDO



The above table and figure show that the comparative status of interest income with the o/s LDO and the return on same LDO. The interest income is in fluctuating trend. As the LDO has increased where as the rate of return on LDO is alienating trend. The range of rate of return lies between 15.65% to 9.08% in the five years period. It is effective to analyze the relationship between o/s LDO and interest income by using the statistical tools to find out the variability of actual LDO and actual income of different years the researcher has to calculate arithmetic mean, standard deviation coefficient of variation, coefficient of determination and correlation of coefficient. The detail calculations of these statistical tools are presented in appendix now summary of calculation listed below.

Table: 4.13

Result of Actual LDO and Interest Income

Statistical tools	Actual LDO (X)	Interest Income (Y)
Mean	2575645	22689017
Standard Deviation	106295	3538107
CV	41.25%	15.59%
R	0.95	
PE	0.029 ($r > 6PE$)	

Source: Appendix 5

The above table show that actual o/s LDO in more variable than interest income since CV and LDO is higher than of interest. There should be positive correlation between o/s LDO and interest income. In other words, the interest income increases as the o/s LDO increase or vice versa. To find the correlation between interest income and actual o/s LDO the researcher can take the help of Karl

person's coefficient of correlation and it is denoted by 'r' the researcher can examine whether there is positive correlation between interest income and actual LDO. The actual LDO (X) is assumed as independent variable and interest income (Y) is assumed to be dependent variable. So, that increase in LDO will support to increase in interest income and vice versa. After this significance of 'r' is tested with the probable error of 'r'. The value of r is 0.95 and P.E is 0.029 since $r < 6PE$ the value of r is insignificant. From the calculation shown in appendix no 6 the value of r is 0.95. Now the coefficient of determination which explains the change in Y variable i.e. interest income by x variable i.e. LDO can be calculated as the $r^2 = (0.95)^2 = 0.9025$.

For more analysis purpose the data of interest income and o/s LDO presenting in bar diagram.

4.6.1 Interest Margin

The difference between interest income and interest expenses is called interest margin. Following table shows the movement in interest margin throughout the study period of SBI.

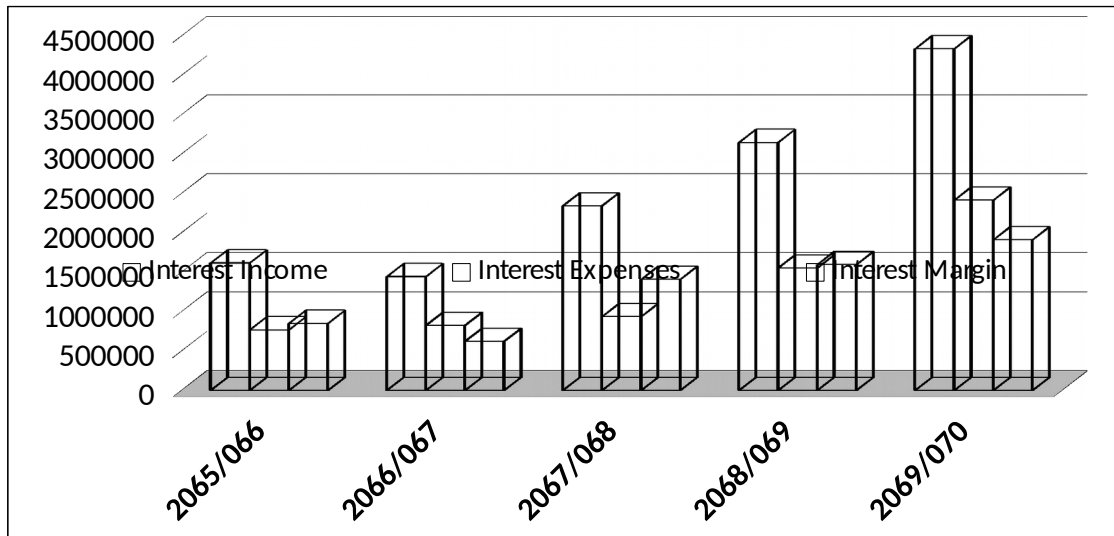
Table: 4.14
Movements in Interest Margin of SBI Bank Limited
(Amount in '000')

F/Y	Interest Income (X)	Interest Expenses (Y)	Interest Margin (X-Y)	Growth in Interest Margin
2065/066	1617038	767411	849627	10%
2066/067	1444245	823744	620501	-27%
2067/068	2342198	934778	1407420	12%
2068/069	3148605	1553531	1595074	14%
2069/070	4336341	2414807	1911334	-25%

Source: Annual Report of SBI Bank 2065/2066 to 2069/2070

Figure: 4.8

Interest Margin of SBI Bank Limited



The above table and figure show that the position of interest margin and its growth throughout the study period. The figure of interest margin is fluctuating trend every year. The base year to calculate the interest margin is F/Y 2065/066. The position of interest income, interest expenses and interest margin is presenting in the bar diagram.

4.7 Performance Evaluation of SBI Bank Limited

Performance evaluation can help to outline the strength and weakness of management and help to improve the weakness of management and to energize to accomplishment of organization goal. Here, researcher is going to analyze by using various technique and criteria to evaluate performance of Bank some financial tools is as follows:

- Ratio Analysis
- Cost Volume Profit Analysis

4.8 Ratio Analysis

"Ratio refers to the numerical relation of component parts of financial statement to each other. Ratio relationship are computed to obtain information about various characteristics and conditions of firm" (Bagavati & Pillai, 2000: 1339). Ratio analysis is a technique of analysis is a technique of analysis and interpretation of financial statement through mathematical expression. It may be defined as the mathematical expression of the relationship between two accounting figures. To evaluate the different performance of an organization by creating the ratios from the figures of different accounts is termed as ratio analysis. Ratio used for financial analysis of business can be classified in to four categories.

- Liquidity Ratio
- Leverage Ratio
- Activity Ratio
- Profitability Ratio

4.8.1 Liquidity Ratio

Liquidity Ratio is ability of a firm to pay short term liabilities. Liquidity ratio reflects the short term financial strength of a firm. This ratio is calculated by the help of current assets and current liabilities. Here, the researcher is going to calculate the current Ratio of Bank. Current ratio is calculated dividing current assets by current liabilities. The details of current assets and current liabilities are shown on appendix No. 5.

$$\text{Current Ratio} = \frac{\text{Current Assets}}{\text{Current Liabilities}}$$

Table: 4.15
Current Ratio of SBI

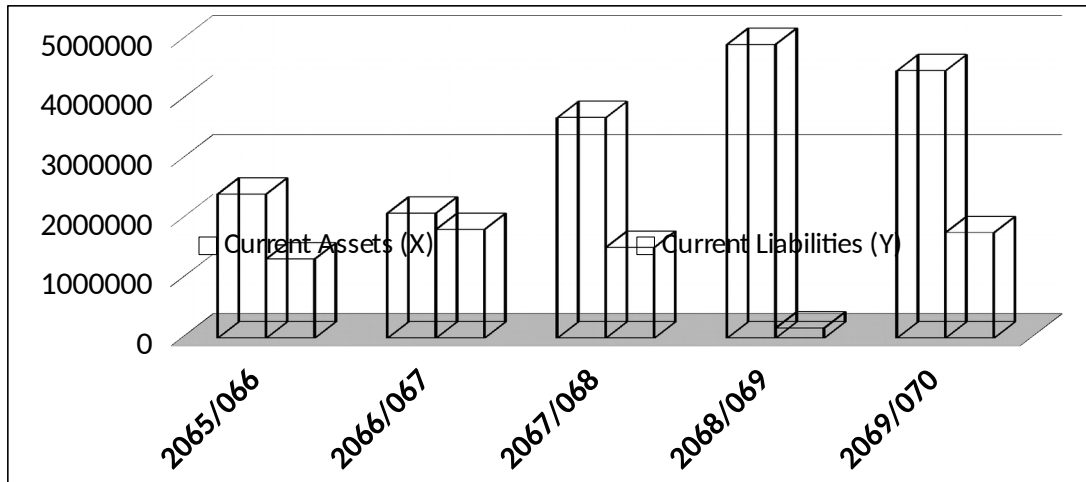
(Amount '000')

F/Y	Current Assets (X)	Current Liabilities (Y)	Current Ratio (X/Y)
2065/066	2414075	1324224	1.82:1
2066/067	2093237	1819751	1.15:1
2067/068	3693486	1519096	2.45:1
2068/069	4920875	166717	2.95:1
2069/070	4477795	1766825	2.53:1
Mean			2.18
S. D.			0.7033
CV			0.3226

Source: Appendix 6

Figure: 4.9

Current Assets and Current Liabilities of SBI Bank Limited



The above table and figure show that liquidity position of Bank. Higher the current ratio better the liquidity position, for the many types of business 1.95:1 is considered to be an adequate ratio. If the current ratio of a firm is less than 1.95:1, it means the firm has difficulty in meeting its current obligation. If the current ratio is more than 1.95:1 expect the low ratio in 2066/2067 Bank has higher current assets than current liabilities over the study period so Bank has utilized their fund in maximum level because there is no higher liquidity. The relationship between current assets and current liabilities presenting in the bar diagram for the analysis purpose.

4.8.2 Leverage Ratio

The leverage ratio also called capital structure ratio. The leverage ratio calculated to judge the long term financial position of a firm. These ratios measure the firm's ability to pay the interest regularly and to pay the principal on maturity. The following ratios are included in leverage ratio.

- Debt-Equity Ratio
- Interest Coverage Ratio

4.8.3 Debt-Equity Ratio

The relationship between long term debt and share holder's equity is called debt equity ratio. Debt-Equity ratio measures the long term financial solvency of a business concern. It is calculated by dividing to long term debt by share holder's equity. The Debt-Equity Ratio can be calculated dividing to borrowings by share holder's equity the details of borrowings and share holders equity shown on appendix No/ 6.

Debt-Equity Ratio =

Table: 4.16
Debt-Equity Ratio of SBI

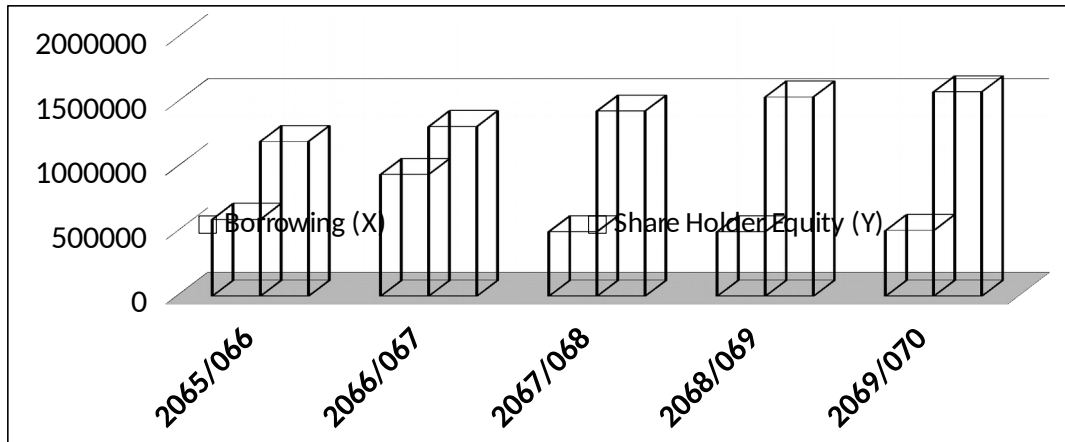
(Amount in Rs. '000')

F/Y	Borrowing (X)	Share Holder Equity (Y)	Debt-Equity Ratio (X/Y)
2065/066	595968	1197899	0.49:1
2066/067	943178	1315058	0.71:1
2067/068	500000	1435095	0.35:1
2068/069	500000	1543905	0.32:1
2069/070	510000	1583850	0.33:1
Mean			0.44
S. D.			0.1658
CV			0.3768

Source: Appendix 7

Figure: 4.10

Borrowing and Shareholder's Equity of SBI Bank Limited



The above table and figure show that the debt equity ratio of SBI. The column X shows the figure of borrowings and column Y shows the figure of share holder's equity. By dividing the column X by Y is the result of debt equity ratio. Here, the range of debt equity ratio of SBI is 0.32:1 to 0.71:1. The trend of debt equity ratio is fluctuating every year. SBI has higher portion of equity than long term debenture where as for a banking sector fixed deposit is also considered as long term obligation but in above analysis researcher has calculated only borrowing as long term debt. The above table shows that SBI's financial strength is strong because it has more internal fund to repay the borrowing capital. The figure of long term debt and share holder's equity is presenting in the bar diagram below. Summarizing the analysis, it can be inferred that cost of equity of the banks bear's low cost and debts bears high cost.

4.8.4 Interest Coverage Ratio (ICR)

ICR measure the capacity to pay interest expenses. This ratio is calculated by dividing Net profit before interest and tax (EBIT) by interest cost amount.

$$\text{Interest Coverage Ratio} = \frac{EBIT}{\text{Interest Expenses}}$$

Table: 4.17

Calculation of Interest Coverage Ratio

(Amount in Rs '000")

F/Y	EBIT(X)	Interest Expenses (Y)	Time
2065/066	1484814	767411	1.93
2066/067	1772583	823744	2.14
2067/068	1962573	934778	2.10
2068/069	2173684	1553531	1.40
2069/070	2584565	2414807	0.99
Mean			1.71
S. D.			0.4999
CV			0.2920

Source: Annual Report of SBI Bank 2065/2066 to 2069/2070

The above table shows the position of interest coverage ratio (ICR) of SBI. The ICR is 0.99 times in F/Y 2069/070 this means EBIT is 1.93 times more than interest expenses. Likewise the ICR reached to 2.14 times in F/Y 2066/067. This result represents the Bank has increased its EBIT. Again the rate increased to 2.10 in F/Y 2067/068. The interest coverage ratio of Bank ranges between 1.93 to 0.95 Times. It means that the bank sufficiently capable to pay the interest expenses. Summarizing the analysis, it can be inferred that interest expenses of the banks bear's high cost.

4.8.5 Profitability Ratio

Profitability ratio is related to profit. It shows the overall efficiency of the business concern. The earning capacity of a business is measured by profitability ratio. Maximization of profit is the main objectives of each and every business concern. It is very necessary to earn maximum profit for the successful running of a business concern. Here researcher is going to measure of Bank profitability by total assets and total capital fund to Net profit. It is computed by dividing to Net profit by Total Assets and Net profit to total capital fund.

Table: 4.18
Profitability Ratio of SBI Bank Limited

(Amount '000')

F/Y	Net profit after Tax (A)	Total Assets (N)	Return on Assets (C=A/B) %	Total Capital fund (D)	Return on Capital(E=A/D) %
2065/066	491823	34314868	1.43	2942226	16.71
2066/067	635869	36858006	1.72	3195466	91.81
2067/068	852835	39350132	1.91	3385645	22.24
2068/069	508798	42717125	1.19	3500745	14.53
2069/070	893115	46736204	1.91	3850512	23.19
Mean			1.63		0.33696
S. D.			0.3156		0.3269
CV			0.1933		0.9701

Source: Annual Report of SBI Bank 2065/2066 to 2069/2070

The above table shows the status of return on assets and return on capital employed of SBI. The ratio shows the relation of net profit after tax with the total assets and total capital employed. The rate of return of on assets is fluctuating trend and it is ranged between 1.43% to 1.91% throughout the five years period.

Likewise the return on capital ratio presenting the relation of net profit with the capital employed. The range of return capital employed is 16.71% to 23.19% it is increasing trend through five years without one years of study period. Summarizing the analysis, it can be inferred that total asset of the banks bear's low risk.

CHAPTER -V

SUMMARY, CONCLUSIONS & RECOMMENDATIONS

The chapter is focused on the findings and conclusions obtained from the study of “PROFIT PLANNING AND CONTROL (With reference to Nepal SBI Bank Ltd)” this chapter is comprised of three sections, the first section deals with the summary of the study; the second section draws the conclusions of the study. Lastly, the third section proposes the suggestions to the problems observed on the basis of the findings.

5.1 Summary

Nepal is a developing country, which started its economic development plans and policies more than four decades ago and has adopted the economic development plans through liberalization recently. The policy of liberalization that the government adopted after restoration of democracy in 1990 calls for primitive and facilitative role of the government together with its strict regulatory functions. The subject matter of economic development has been limited due to variety of geographical structural and economic constraints.

The economic growth of a country can't imagine without financial institutions. Commercial banks play a vital role as a financial institution which plays a quite important role of every economy by providing capital for the development of industry trade and business. Commercial bank pool between savers and users thereby raising employment opportunity. Besides the economic contribution commercial banks also recognize its social responsibilities by contributing to various social and welfare organizations. The major income source of bank is interest margin which depends upon the deployment of available resources. The bank generally deploys their resources for the purpose of liquidity, lending and

investing in securities. So the overall profitability of bank depends on lending procedure, lending policy and investment policy. The main objective of the study is to evaluate the budgeting and profit planning system of SBI. The study is mostly based on secondary data and required data have been collected by using various sources. There are 31 commercial banks operating in Nepal which are taken as population of the study among them Nepal SBI Bank Ltd has been taken as a sample of the study and collected data has been analyzed by using various statistical and financial tools.

Nepal SBI Bank Ltd is one of the well established commercial bank in Nepal. Nepal SBI Bank Ltd is able to maintain. Its position as a market leader in the banking sector and there is ongoing effort and commitment in enhancing its financial position.

5.2 Conclusions

On the basis of major findings of study some conclusion can be drawn about the Nepal SBI Bank Ltd.

- Profit planning and controlling system of Nepal SBI Bank Ltd is very effective because it has generated more profit year after year.
- There is variance in budgeted and actual performance but it has always crossed budgeted figure.
- Actual deposit is also more than budgeted one. Analysis can be concluded that growth of bank is significant.
- Nepal SBI Bank Ltd can increase its internal fund by increasing capital year by year this means strengthen their capability internally.

- Nepal SBI Bank Ltd is able to meet its targeted deposit collection, deployment of LDO. The relationship between budgeted and actual figures can positively correlate.
- The non fund consuming business of Nepal SBI Bank Ltd is also remarkable since it gives the return to bank without investing the fund. The average cost of deposit (COD) of bank is normal it means the bank is able to collect cost free deposit.
- The major income source is interest margin the trend of interest margin is increasing trend every year. The liquidity position of Nepal SBI Bank Ltd is better position bank has maintained the cash and bank balance to met the current obligations.
- The financial strength of SBI is strong since Debt equity ratio shows the Nepal SBI Bank Ltd use more internal fund to repay its borrowings. The return on assets and return on capital is satisfactory of Nepal SBI Bank Ltd can be shown the good earning capacity of the bank.

The result of the study shows the overall performance of Nepal SBI Bank Ltd is satisfactory and progressive.

5.3 Recommendations

This research would like to provide some suggestion for the better improvement of bank in future. This recommendation based on the study on profit planning of Nepal SBI Bank Ltd these is also follows:

- Financial institutions increasing day by day in Nepal it grows the competition with the banks so Nepal SBI Bank Ltd should make some policy to keep its position as before among the Nepalese financial institutions.

- Nepal SBI Bank Ltd should be conscious about the factors affecting the business like Global economic crisis, existing abnormal situation, political uncertainty etc.
- Nepal SBI Bank Ltd should pay more attention about the changing technological environment and need to provide innovative products and services that reduce the cost of fund it give more growth and profitability.
- Every business concerns have one another obligation i.e. corporate social responsibility of Nepal SBI Bank Ltd needs more involvement in social activities in the coming days.
- Nepal SBI Bank Ltd major source of resources collection is deposit since this is the cost bearing sources the bank is suggest increasing cost free resources too, and reducing the burden of the bank.
- The bank need to put more focus on the non fund consuming business activities like Letter of Credit, Bank guarantee, foreign exchange and other. It supports in the overall profitability of the bank.
- Expenses grow as the volume of activities increases so it can't be avoided but can be controlled. The bank can minimize those expenses not related for income generating activities so the bank enhances its profitability.
- People in rural area of Nepal still out of banking services so Nepal SBI Bank Ltd is suggested to take bold steps to expend and upgrade its network to reach such area with their products and services.
- The 'Global Economic Crisis 2008' started from banking sector of USA this crisis may affects to Nepalese financial sectors too so the Nepal SBI Bank Ltd suggested to make some policy to be safe from this crisis.

- The bank provides new banking services facility each and every time for Nepal SBI Bank Ltd's customers.
- If, the bank makes to keep transparency a profit planning and control up to five or ten years. Then, the bank flow-up this budget and achieve goal, objective very easily without budgeting can't be achieve goal each and every bank. So Nepal SBI Bank Ltd is also flow up budget system.
- Now of days, all of the commercial banks are taking merger and acquisition strategy development. But Nepal SBI Bank Ltd is saving from this condition.
- All of the commercial banks are becoming some strengths and weakness. If, each and every bank can't solve this weakness points immediately. This bank can't be goal achieve. So, the Nepal SBI Bank Ltd is a tool solving these problems very easily and understanding each and every time.
- When the researcher can be stop this research about Nepal SBI Bank Ltd. In that case, the researcher can't get goods promote (advertisement). So, the bank can't be high-light compeer between other banks. So, the bank has done to solve this problem immediately. Then the bank has been being goods position.

The size of Nepali banking market is increasing day by day. The increase in number of financial institutions indicates the increasing competition in financial market. To monitor with proper regulation this even more, the government had to bring new strategies. Moreover, foreign banks are allowed to operate in Nepal form 2012 A.D. there will be more challenge for Nepalese financial institutions. The central bank of Nepal (NRB) should make some policies towards the banking sector to comfort and able to compete with this ever increasing financial institutions.

BIBLIOGRAPHY

Books:

- American Institute of Banking (1972). *Principle of Banking Operation*. New York: American Institute of Banking.
- Aryal, I.R. & Dhungyal, T.P. (1975). *A New History of Nepal*, Kathmandu: Sangam Press.
- Bajracharya, B.C. (1996). *Business Statistics & Business Mathematics*. Kathmandu: M.K. Publishers and Distributors.
- Bhattarai, I., Gautam, A, and Goet, J. (2006). *Budgeting : Profit Planning and Control*. Kathmandu: Asmita Books Publisher and Distributors Putalisadak.
- Bhusan, Y.K. (1976). *Fundamental of Business Organization and Management. (Eighth Edition)*. New Delhi : S. Chand & Sons.
- Bidhaya, S. (1996). *Banking Management*. Kathmandu: Monitor Nepal.
- Civic Development Bank (Purposed) (2008). Unpublished Feasibility Reports.
- Crosse, H.D. (1963). *Management Policies for Commercial banks. (2nd E.D.)*. Englewood Cliffs : Prehtic Hall Inc.
- Dangol, R. M., Koirala, S.R. (2002). *A Basic Course in Accountancy*. Kathmandu: Taleju Prakashan.
- Dangol, R.M. (1999). *Accounting for Business*. Kathmandu: Taleju Prakashan.
- Dangol, R.M. and Dangol, J. (2061) *Management Accounting*. Kathmandu: Talaju Prakashan.
- Drucker, P. F. (1954). *The Practice of Management*. New York: Harper and Raw.
- Fregment, J. M. (1975) *Accounting for Management Analysis*. Horne Wood: Richard D. Irwin.
- Gitman, L. J. (1992). *Principal of Management (5th Ed.)*. New York: Harper Collins Publisher.
- Government of Nepal, Ministry of Finance (Various Issues). *Economic Survey*. Kathmandu Nepal.
- Gulshaan, S.S. & Gulshan, K. K. (1994), *Banking Law and Practice*. New Delhi: Chand and Company.
- Gupta, S. P. (1992). *Management Accounting Budgeting, Business Budget and Budgetary Control*. New Delhi: Agra Shahity Bhawan.

- Gupta, S.P. (2002). *Statistical Methods*. (31th Edition). New Delhi: Sultan Chand and Sons. Hinsdal Illions.
- Hornby, A.S. and Cwie, A. P. (1992). *Oxford Advance Learner's Dictionary of Current English*. (Indian Edition). Calcutta: Oxford University Press.
- Kothari, C.R. (1990). *Research Methodology*. New Delhi: Vishwa Prakashan.
- Lynch, F. (2004) *Financial Information for Management*. Great Britain, Foulks Lynch Ltd.
- Lynch, R. M. and Williams, R.W. (1989). *Accounting for Management*. New Delhi: Tata McGraw Hill Publishing Co.
- Ninemeire, J.D. and Schmidgall, R.S. (1984). *Basic Accounting Standards*. New York: Publishing Company.
- Paudel, C. (2006) *Sales Budget of Profit Planning and Control in Manufacturing Public Enterprises: A Case Study of Dairy Development Corporation*, Kathmandu: An Unpublished Master's Degree Thesis, Submitted to Faculty of Management, Shankar Dev Campus, Tribhuvan University.
- Pillai, B (2000). *Advanced Accountancy*. (2nd Edition). New Delhi: Konark Publishers Pvt. Ltd.
- Shrestha, B. P. (1966). *An Introduction to Nepalese Economy*. Kathmandu: Ratna Pustak Bhandar.
- Sthapit, A. B. Gautam. H. Joshi, P. R. and Dongol, P.M. (2003) *Statistical Methods*. Kathmandu: Buddha Academic Publishers and Distributions Pvt. Ltd.
- Vaish, M.C. (1996) *Money Banking Trade and Public Finance*. (3rd Updated Edition), New Delhi : New age International (P) Ltd. Publishers.
- Van Horne, J.C. (1985). *Fundamentals of Financial Management*. (5th Ed.) New Delhi: Prentice-Hall of India Pvt. Ltd.
- Varshney, P.N. (1993). *Banking Law and Practices*. New Delhi: Sultan Chand and Sons.
- Wallis, W.A. and Roberts, H.V. (1956). *Statistics: A New Approach*. New York: Free Press.
- Welsch, G. Ranald, W. Hilton, P. and Gordon, N. (1999). *Budgeting Profit Planning Control*. (5th edition). New Delhi : Prentice Hall of India
- Welsch, G. Ranald, W., Hilton, P, and Gordon, N. (2006). *Budgeting Profit Planning Control*. (Updated Edition). New Delhi : prentice Hall of India.

Weston, J.F. and Bigham, E. (1980) *Managerial Finance*. (7th Ed.) USA: the Dryden Press.

Wolf, H.K. and Pant, P.R. (2005). *A Hand Book for Social Science Research and Thesis Writing* (4th Ed.) Kathmandu: Buddha Academic Publishers and Distributors Pvt. Ltd.

Journal, Reports & Articles:

Kendal, M.G. (1953). The Analysis of Economic Time Series. *Journal of the Royal Statistical Society*, XCVI:11-25.

Nepal Rastra Bank (Various Issues). *Quarterly Economic Bulletin*. Kathmandu.

Nepal Rastra Bank (Various Issues). *Report of the Board of Directors to Government of Nepal*.

Nepal SBI Bank Limited (2064/2065 to 2068/2069). *Annual Reports*. Kathmandu.

Previous Research Works:

Dahal, K. (2008). *Planning Process and Its Impact on Profitability: A case study of Gorkha Patra Corporation*. Kathmandu: An Unpublished Master's Degree Thesis, Submitted To faculty of Management, Shankar Dev Campus, Tribhuvan University.

Gurung (2012). *Profit Planning and Contro; A Case Study of Nepal SBI Bank Limited*. Kathmandu: Unpublished Master's Degree Thesis, Submitted to Faculty of Management, Shankher Dev Campus, Tribhuvan University.

Kharel, S. (2010). *Profit Planning of Commercial Banks in Nepal: A comparative Study of Everest Bank Limited, Nabil Bank Limited and Bank of Kathmandu Limited*. Kathmandu: Unpublished Master's Degree Thesis, Submitted To Faculty of Management, Shankher Dev Campus, Tribhuvan University.

Khatiwada, M. (2011). *Profit planning of Commercial Banks : A Case Study of Himalayan Bank Limited*. An Unpublished Master's degree Thesis, Submitted to Faculty of Management Sankher Dev Campus, Tribhuvan University.

Sapkota (2013). *Profit Planning Practice in Commercial Bank; With Special Reference to Nepal Industrial and Commercial Bank Limited*. Kathmandu: Unpublished Master's Degree Thesis, Submitted to Faculty of Management, Shankher Dev Campus, Tribhuvan University.

Thapa, R. (2009). *A Study on Profit Planning and Control of Nepal SBI Bank Limited*. Kathmandu: An Unpublished Master's Degree Thesis, Submitted to Faculty of Management Shankher Dev Campus, Tribhuvan University.

Thapa, T. B. (2009) *Profit Planning in Merchandising Company: A Case Study of National Trading Limited*. Kathmandu: An Unpublished Master's Degree Thesis, Submitted to Faculty of Management Shankher Dev Campus, Tribhuvan University.

Websites:

<http://www.adb.org>

<http://www.bankinginnepal.com.np>

<http://www.bis.org>

<http://www.google.com.np>

<http://www.hbl.com.np>

<http://www.hidc.com.np>

<http://www.hpc.gov.np>

<http://www.imf.org>

<http://www.man.com.np>

<http://www.mof.gov.np>

<http://www.ncml.com.np>

<http://www.nrp.org.np>

<http://www.worldbank.org>

<http://www.wto.org>