

**SEASONAL LABOUR MIGRATION TO INDIA: A STUDY OF  
DODHARA VDC IN KANCHANPUR DISTRICT, NEPAL**

**A Thesis**

**Submitted to the Central Department of Economics,  
Tribhuvan University, Kirtipur, Kathmandu, Nepal,  
In Partial Fulfillment of the Requirements**

**For the Degree of  
MASTER OF ARTS  
In  
ECONOMICS**

**By**

**Gopal Singh Khadka**

**Roll No. 60/066**

**CENTRAL DEPARTMENT OF ECONOMICS  
TRIBHUVAN UNIVERSITY  
Kirtipur, Kathmandu, Nepal  
August 2018**

## **RECOMMENDATION LETTER**

This is to certify that **Gopal Singh Khadka** has submitted the thesis on **Seasonal Labour Migration to India: A Study of Dodhara VDC in Kanchanpur District, Nepal** under my supervision for the partial fulfillment of Requirements for Master Degree of Arts Economics. This study carries useful information regarding emigration situation. I, therefore recommend this thesis for final approval and acceptance.

.....

**Prof. Dr. Devendra Prasad Shrestha**

**(Supervisor)**

Central Department of Economics

T.U., Kirtipur, Kathmandu

Date: 12-08-2018

## APPROVAL LETTER

This thesis entitled **Seasonal Labour Migration to India: A Study of Dodhara VDC in Kanchanpur District, Nepal** by **Gopal Singh Khadka** to the Central Department of Economics, faculty of Humanities and Social Science, Tribhuvan University, in partial fulfillment of the requirements for the degree of Masters of Arts in Economics has been found satisfactory in scope and quality. Therefore we accept this thesis as a part of said Degree.

### Thesis Committee

.....

**Prof. Dr. Kushum Shakya**

Head of Department

.....

**Prof. Dr. Sohan Kumar Karna**

External Examiner

.....

**Prof. Dr. Devendra Prasad Shrestha**

Thesis Supervisor

Date: 19-08-2018

## ACKNOWLEDGEMENTS

First of all, I am deeply to my Gurus who provided me with their invaluable guidance and suggestion since my first day in my college. My hearty gratitude and sincere thanks go to all my gurus who have helped me in my development as a student and as a responsible person of this nation.

I would like to express my hearty gratitude to my thesis supervisor Dr. Devendra Prasad Shrestha Central Department of Economics, T.U., Kirtipur for this good guidance, suggestions and encouragement.

I am extremely grateful to Dr. Kushum Shakya, Department Head, Dr. Sohan Kumar Karna Central Department Of Economics, and Dr. Rudra Suwal, director of Central Bureau of Statistics and other my department gurus, for their cooperation and encouragement.

I cannot forget those people who provided me valuable time and helped me in each and every step of collecting data. I am heartily grateful to the people of Dodhara VDC especially those who provided me necessary data and information.

I would like to thank all my friends for their support and kind cooperation.

I would like to remember my family, especially my life partner Ujjala Khadka for their help, love and support.

Gopal Singh Khadka

## TABLE OF CONTENTS

<b>Title</b>	<b>Page</b>
<b>Letter of Recommendations</b>	<b>i</b>
<b>Approval Letter</b>	<b>ii</b>
<b>Acknowledgements</b>	<b>iii</b>
<b>Table of Contents</b>	<b>iv</b>
<b>List of Table</b>	<b>vii</b>
<b>List of Figures</b>	<b>viii</b>
<b>Acronyms</b>	<b>ix</b>

## CONTENTS

	<b>Page</b>
<b>CHAPTER – ONE : INTRODUCTION</b>	<b>1-6</b>
1.1 Background	1
1.2 Statement of the Problem	4
1.3 Objectives of the Study	5
1.4 Significance of the Study	6
1.5 Limitations of the Study	6
1.6 Organization of the Study	6
<b>CHAPTER – TWO : REVIEW of LITERATURE</b>	<b>7-18</b>
2.1 Theories Explaining the Perpetuation of Labour Migration	15
2.1.1 Network Theory	15
2.2.2 Social Capital Theory	16
2.2.3 Migration Systems Theory	16
2.3.4 Flow of Remittance	17
<b>CHAPTER – THREE : RESEARCH METHODOLOGY</b>	<b>19-23</b>
3.1 Selection of the Study Area	19
3.2 Sources of Data	20
3.3 Sampling Procedure	20
3.4 Primary Data Collection Techniques	20
3.4.1 Household Survey	21
3.4.2 Semi-Structured Interview	21
3.4.3 Focus Group Discussion	21
3.4.4. Observation	22
3.5 Reliability and Validity of the Data	22

3.6	Field Experiences/ Difficulties	22
3.7	Method and Techniques of Data Analysis	23
<b>CHAPTER – FOUR : AREA AND PEOPLE</b>		<b>24-26</b>
4.1	The Village Area	24
4.2	Population of the VDC	24
	4.2.1 Social Life	25
4.3	State of Education in the VDC	26
<b>CHAPTER – FIVE : PUSH-PULL FACTORS OF LABOUR MIGRANTS</b>		<b>27-35</b>
5.1	Push Factors of Labor Emigrants	27
	5.1.1 Poor Economic Condition	28
	5.1.2 Unemployment	28
	5.1.3 Indebtness	29
	5.1.4 Individual Desire	29
	5.1.5 Family Pressure	29
	5.1.6 To Utilize Leisure Time	29
	5.1.7 Study Migrants by Caste/Ethnic and Sex	29
	5.1.8 Study Migrants by Age and Education	30
	5.1.9 Marital Status of the Study Migrant Workers	32
5.2	Pull Factors of Labor Migrants	33
	5.2.1 Easy Availability of Unskilled Work	34
	5.2.2 Low Investment	34
	5.2.3 Effect of Grokhali's Work	35
	5.2.4 Presence of Friends and Relatives	35
	5.2.5 Free Border	35
	5.2.6 Language and Cultural Similarity	35
<b>CHAPTER–SIX:IMPACT IN THE FAMILY/HOUSEHOLD ECONOMY</b>		<b>37-41</b>
6.1	Family/Household Economy	37
	6.1.1 State of Agriculture	38
	6.1.2 Livestock	39
	6.1.3 Other Sources of Income of Study Households	39
6.2	Impact in the Family/Household Economy	39
<b>CHAPTER – SEVEN :IMPACT ON THE VILLAGE COMMUNITY</b>		<b>41-43</b>
<b>CHAPTER–EIGHT:SUMMARY,MAJORFINDINGSANDCONCLUSION</b>		<b>44-49</b>
8.1	Summary	44

8.2	Major Findings of the Study	45
8.3	Conclusion	47
8.4	Recommendation	48
<b>REFERENCES</b>		<b>50-53</b>

<b>LIST OF TABLES</b>	<b>Page</b>
<b>CHAPTER – ONE :</b>	
Table 1.1 : Migrants Abroad by Sex	3
Table 1.2 : Ten Major Destination of Nepalese Migrant Workers	4
<b>CHAPTER – FOUR :</b>	
Table 4.1 : Ward wise Population of Dodhara VDC	25
Table 4.2 : Ward wise Household Report of the Dodhara VDC	25
Table 4.3 : Sex wise Population and Total Households in the VDC	25
Table 4.4: State of Schools in the VDC	26
Table 4.5 : State of Education in the VDC	26
<b>CHAPTER – FIVE :</b>	
Table 5.1 : Push Factors of Labour Migration	27
Table 5.2 : Labour Migrants by their Caste/Ethnic and Sex	30
Table 5.3 : Study Migrants by Age and Education	31
Table 5.4 : Marital Status of Study Migrant Workers	32
Table 5.5 : Pull Factors of Labour Migration to India	33
<b>CHAPTER– SIX :</b>	
Table 6.1 : State of Agriculture of Study Household	38
Table 6.2 : State of Livestock of Study Households	39
Table 6.3: Amount of Remittance and Its Allocation	40
<b>CHAPTER – SEVEN :</b>	
Table 7.1 : Impact of Labor Migration in Village Community	42
Table 7.2: Conclusions of Discussion on Impact	43

**List of Figure****Page****CHAPTER – FIVE :**

Figure 5.1 : Push Factors of Labour Migration	28
Figure 5.2 : Labour Migrants by their Caste/Ethnic and Sex	30
Figure 5.3 : Study Migrants by Age and Education	31
Figure 5.4 : Pull Factors of Labour Migration to India	34

## ACRONYMS

AIDS	:	Acquired Immune Deficiency Syndrome
CBS	:	Central Bureau of Statistics
CDPS	:	Central Department of Populations Studies
CPN	:	Community Party of Nepal
DDL	:	District Development Committee
e. g.	:	For example
et. al .	:	And other
GON	:	Government of Nepal
HIV	:	Human Immunodeficiency Virus
i.e.	:	that is
M.A.	:	Master of Arts
NGO	:	Non Government Office
NLSS	:	Nepal Living Standard Survey
No.	:	Number
NPC	:	National Planning Commission
Ph. D.	:	Doctor of Philosophy
Rs.	:	Rupees
SAARC	:	South Asian Association for Regional Corporation
SLC	:	School Leaving Certificate
T.U.	:	Tribhuvan University
VDC	:	Village Development Committee
Vol.	:	Volume

# CHAPTER ONE

## INTRODUCTION

### 1.1 Background

Generally migration is known as the movement of people from their place of usual residence to somewhere else. The tradition of migration is as old as beginning of human being. According to change and development in the life of human being, the form of migration has been also changing. In the early ages of human beings, people used to live temporarily in one place but slowly development of agriculture system people started living permanently.

In this age of globalization, the migration is taking place broadly. People advantages unlimitedly but some countries like Nepal are getting trouble. Disappearance of skilled manpower has affected the poor nations very badly.

Since, migration is a complex phenomenon, it is difficult to classify exactly. It can be classified according to motive, distance and duration. Migration can be classified into two major types

) Internal and have different purposes of migration. Most of the people migrate for the purpose of earning money and study abroad. Millions of migrant workers are there in the world from which some developed countries are taking

) External

Both of them are temporary and permanent. Temporary migration is further divided into three types.

) Seasonal

) Periodical and

) Daily

These are the types of voluntary migration (Janawali, 2004). The basic focus of the study is seasonal labor migration in which people go to outside the village in order to send back remittance to their families. Generally they do not like to abandon their place of residence but always like to cope with seasonal labor migration. In the case of temporary migration people leave the residence for certain period of time. Such

mobility is defined as circular or seasonal migration which can be internal and external.

Migration has a long history in Nepal in the past, Nepal had been a country of destination of immigrants from both north and south. International labor migration began especially since the first world war in Nepal around 200 years ago. People of Nepal have been migrating since the treaty of Sugauli (1816) at the first quarter of the 19th century. Nepalese migrants were also forced for recruitment to the British army in colonial India and abroad (K.C. et. al. 1995).

In due course of time, emigration of the Nepalese hill people continued as a tradition to sustain their family for subsistence. However, except a few citations of volumes of the emigrants from Nepal due to recent recruitment in foreign armies, no empirical records were available till 1951. The census report 1952/54 reported 157323 persons emigration to India. The Indian census of 1951 recorded 278976 Nepal born population in India with 61 % males and 39% females. The 1961 census of Nepal recorded 328470 absents abroad, of which 312162 or 92.1 % went to India. Nepalese emigrants to India increased by 92 % between 1952/54 and 1961. The 1961 Indian census recorded 498836 Nepal born populations in India. The 1971 Indian census recorded 526526 Nepal born populations in India with sex ratio of 108. The 1971 Nepali census did not recorded absent population. The Nepalese census of 1981 recorded 375196 absent population in India. Out of the total of 658290 absentees, 587243 or 89.2 percent went to India. The 1981 Indian census on the basis of 5 percent sample estimated 501292 Nepal born population, out of which 444427 persons were estimated to have their last place of residence in Nepal.

In 1991 census of Nepal, Migration data is available by place of birth, citizenship, and by regions and countries of destination for absentee population. Migration data is available by six and five years of age groups. In addition to destination countries of foreign –born population have been broadly categorized into four groups

- ) SAARC countries
- ) Other Asian countries
- ) European countries and other countries.

According to Population Census of Nepal 2011, the number of total population absent from Nepal to India was 589050 and in total was 762181 (other foreign countries).

**Table 1.1**  
**Fiscal Year Migrants Abroad by Sex**

Countries	Male	Percent	Female	Percent	Total	Percent
India	520500	88.4	68550	11.6	589050	77.28
Pakistan	466	88.4	92	11.6	552	0.09
Bangladesh	784	82.4	168	11.6	952	0.12
Bhutan	511	83.8	99	16.2	610	0.10
Sri Lanka	176	87.4	25	12.4	201	0.03
Maldives	334	90.3	36	9.7	370	0.06
China	1018	75.2	336	24.8	1354	0.18
Korea	2433	90.8	246	9.2	2679	0.45
Russia and others	633	84.7	114	15.3	747	0.10
Japan	2087	82.9	639	17.1	3726	0.63
Hong Kong	7143	67.9	3858	32.1	12001	1.57
Singapore	2679	79.7	684	20.3	3363	0.44
Malaysia	6742	99.0	71	1.0	6813	0.89
Australia	1991	79.9	500	20.1	2491	0.42
Saudi Arabia	66629	98.8	831	1.2	67460	8.85
Qatar	24208	99.2	189	0.8	24397	4.14
Kuwait	3044	82.5	644	17.5	3688	0.48
United Arab Emirates	12298	98.0	246	2.0	12544	2.13
Bahrain	2616	95.6	121	4.4	2737	0.36
Other Asian Countries	3130	81.3	719	18.7	3849	0.65
United Kingdom	5997	83.0	1274	17.0	7221	0.95
Germany	1420	86.7	218	13.3	1638	0.28
France	197	78.8	53	21.2	250	0.03
Other European Countries	1640	82.1	358	17.9	1998	0.34
USA Canada, Mexico	7227	75.6	2330	24.4	9557	1.25
Other countries	1566	83.4	311	16.6	1877	0.32
Total	679469	89.15	82712	10.85	762181	100.00

Source: Population Census of Nepal 2011, Central Bureau of Statistics

Likewise, labour department has published the data of ten major destination countries of Nepalese migrant workers except India. Thousands of Nepalese go abroad in a fiscal year. Following table shows the flow of Nepalese migrants abroad.

**Table 1.2**  
**Ten Major Destination of Nepalese Migrant Workers**

Destination Countries	Fiscal year and No. of Migrant Workers	
	2062/063	2063/064
Malaysia	83030	17074
Qatar	58021	58084
Saudi Arabia	17716	37797
United Arab Emirates	11556	247.2
Kuwait	652	2587
Israel	948	438
South Korea	131	433
Oman	45	831
Bahrain	490	2155
Hong Kong	151	358
Total	172740	198459

Source: Labour Department, 2007

## 1.2 Statement of the Problem

A study from the 1960s (Lee, 1966) in migration studies, basically, 'Push' and 'Pull' factors associated with place of residence and destination are addressed in general. Particular socio-cultural and economic context, in which migratory behavior of people occurs, are more responsible for migration. The people of traditional societies are highly mobile and mobility has remained and integral part of their customary life (Subedi, 1999).

Land resources are the main assets of the majority of the people of our agricultural country. Rural areas of hill region offer very little opportunities for cultivation. The quality of soil is poor having low productivity. Thus, traditional and rural societies especially in the hilly region have increasing difficulties in which the chances of food scarcity are very high.

Our country Nepal is a very poor country. Because of lack of enough job opportunities in Nepal, large numbers of people have been going abroad in search of work to earn money. During the 10 years conflict between the state and Maoist rebel job opportunities were about totally blocked and destroyed. The physical and the other conditions of the rural area became rather critical which directly affected in people's daily life. During the Maoist people's war it was very difficult to stay in villages. Economic, political, social and cultural structures were destroyed. People could not bear such economic and political crisis. So moving of Nepalese migrant workers to India increased highly in this period, mid western region of the country was mainly affected by the war especially mid western and far western where most of the young people left their villages and went to India to survive and earn money. In normal situation also most of the people leave their villages in search of work to maintain their economic crisis.

Dodhara VDC of Kanchanpur district is one of the place where from most of the people go to India in search of work. Most of the time young people of Kanchanpur spend their in India. Going of people to India has brought many merits and demerits. Some people have forgotten their home and some people do not show desire to return back to their home. Most of the people have been involved in prostitutions works, to say in one sentence most of the people who go to India have spoiled their good habit which has directly affected to their family especially to their wives and children.

This aspect shows the serious and critical condition of our society. This will bring very negative result in the society in future. Disappearance of young energy and manpower in search of little money will certainly not improve our society.

In this research work, to find out the cause of going to India as labor migrant and its consequences in the family life and its effect on their family in the study area i.e. wards no 5, 6 and 7 of Dodhara VDC, Kanchanpur district.

### **1.3 Objectives of the Study**

The general objective of this study is to analyze the effect of seasonal labour migration to India. The specific objectives are as follows;

- i) To identify the push-pull factors of labor migration from rural area to India.

- ii) To examine the effect of foreign labor migration to the family and household economy.

#### **1.4 Significance of the Study**

The tradition of labour migration to India from Nepal especially from far and mid-western region of Nepal has become the compulsion of people. This is one of tremendous problems of the nation. The impact of such kind of migration is not only related to the economic condition of those families who go to India but it has great effect on the future of their family members, specially their children and wives, and in the society also mainly on young generation. Most of the young people go to India and spoil their future involving themselves in bad aspects like drinking alcohol, playing cards and prostitutions activities instead of going to the school.

This research work bring up such emerging tremendous problems of the study area which can be representative sample of this study area. This research is useful for policy makers, NGOs who want to work in the field of poverty elimination in this region. This work is useful to find out the push factors in labor migration in this area. This research also useful to them who want to know the stream of labor migration from tarai area of Nepal to India.

#### **1.5 Limitations of the Study**

This study be limited in the following limitation which is as follow;

- i) This study will only concern in the Dodhara VDC ward no. 5, 6 and 7 of Kanchanpur district.
- ii) Only limited numbers of respondents 81 households will participate in this study whose family members are usually go to India as seasonal labour migration.
- iii) Data use in this study will not be verified from any authority.

#### **1.6 Organization of the Study**

This study will organize in six different chapters including introduction to conclusion. References and annexes will include at the end of this thesis.

## **CHAPTER – TWO**

### **Review of Literature**

Migration is broadly defined as a permanent, semi-permanent or temporary change of residence. Previously there was a group migration, as the time passed the trend of migration also changed. Slowly voluntary migration took place instead of group migration. Today, there exist many more such rules governing migration, which restrict the flow of migrants.

Various demographers, population geographers, sociologists, economists have made several studies on population and migration. The decision to migrate is the outcome of human psychology and behavior. So, it is very difficult to apply universal and uniform laws to human behavior. However, many studies and models relating to migration have tried to establish patterns and order in understanding the migration decision of individual and household.

Stein (1985) was the first person to study migration systematically in 1985. In Ravenstein's article push and pull factors are the basis for his theory of migration. Push factors push the migrants from their place of origin and on the other hand, pull factors pull the migrants to the place of destination.

He formulated seven laws of migration. According to him the volume of migration depends on distance, longer the distance lesser will be the volume of migration, long distance migrants have preference. For centre of commerce the natives of the urban area migrate relatively less than the natives of rural areas, among the short distance migrants, Females appear to predominate.

Migration is undertaken in expectation of higher earning, as it is an investment in human capital. Urban migration in developing countries tends to be young men and women between ages of 15 and 24. Migration occurs in response to urban-rural differences between expected and actual earning. Migrants consider the various labor market opportunities available to them (Todaro: 1982, 212-13).

Migration is a product of unequal development but also perpetuated as it undercuts the development of local production forces by replacing the productive segment of population from a less developed region (Shrestha, 2001:55).

International relationship based on the ties of kinship, friendship and shared community creates contact between migrant and non migrant, this contact help to provoke the migration flow working as the stimulating Factor stop primary Impetus of migration. It lowers the monetary costs and risk of international migration (Massey et. al. 1993:448-49).

There is possibility to acquire land for migrants, as they earn more wages than local agrarian production, many of them purchase land and invest in building a new house for its prestige value (Massey et. al. 1993.452).

These reason for migration in Nepal are economic disparity between created by rapidly changing land- man ratio, the low productivity of soils, lack of employment opportunities in the hills, and the perceived economic and social advantages in the low land by the migrants (Chettri, 1987).

Cash flow in the rural villages is developing the buying habit or the consumption, as they purchase kerosene, soap, tea and other manufactured goods consequently foreign clothes, dress pattern, food habit, watches shoes are growing more common in the village. Labor migration (from Far West Nepal) is the result of agriculture insufficiency brought about by land scarcity, due to inadequate land with no available techniques to improve local agriculture, short arm labor migration has been facilitated due to the easy availability of jobs in India, as building of road brought much development to the Indian side, giving many opportunities for short term labor migration (Dahal, et, al, 1977).

The rapidly increasing international labor migration has been supported by regional inter links, open border policy with Indian diligent workers (Grahara and Gurung, 2003).

The wage labour and seasonal labor migration are major supplementary income sources for rural households (Pokhrel, 2000).

High risk of food insecurity is the common phenomenon for the majority of the rural people. Consequently, they move some where else looking for a job, which implies seasonal long distance migration to India (Martin, 2001).

Labor migration to India has been sustained due to wage differential and differences in employment rates and prices, shorter distance, close affinity in religion, culture, language, kin-rules have shaped labor migration to India, similarly in physical habitat, role of communication and information network all seem relevant for migration to India ( Subedi, 1991).

Wage labor in village and land renting opportunities are created because of the outside earning of Wealth their households. Labor migration contributes to a deepening of social and economic inequalities within the villages (Seddon. et.al, 2001).

Peterson (1975) summarizes that there is self-selection on the basis of age, sex, family status and occupation as well as intelligence, mental, health and independent of character in migration.

He emphasizes that one can understand migration in terms of "types" rather than "laws". According to him, remigration and transmigration elaborates primitive impelled forced, free and mass migration as major typologies.

Weiner (1985) gives four clusters of variables shaping international migration. The first cluster is differential variables such as in wage and land prices. The second cluster is spatial variables such as distance and transportation costs. The third cluster of variables comprises the religion, culture, language and kinship network. The fourth cluster of variables comprises the access variables such as the rules for entry and exit.

Piore (1979) reasoned that international migration is caused by a permanent demand for immigrant labor that is not caused by push factors in sending countries but by pull factors in receiving. This built in demand for immigrant labor stems from four main fundamental characteristics of advanced industrial societies and their economic conditions. They are structural inflation, motivational problems, economic dualism and the demography of labor supply.

McDougal (1968) has studied western Hills, inner Terai and Terai in the Far Western Nepal that includes Mahakali, Seti, Karnali and Rapti. Migration depends to some extent on culture of the ethnic groups. McDougal in his study of the village and household economy of far western Nepal mentions that it is the lower caste people

such as Kamis, Sarkis and Damais who leave their village in greater number. Although, his study emphasizes as the greater vulnerability of lower castes due to the economic hardship.

Rana and Thapa (1974) suggested that the push factors in the Hill have been much more influential than the pull factors of the plains in determining migratory trends and patterns. Pull factors are seen more effective than push factors in case of internal migration in Nepal.

Khadka (1979) provides a micro level study of Balyalpata in Achham on emigration. The study broadly defining migration includes push factors as non-availability of land and work in the village, lack of food supply non-availability of desired types of work trouble from feudal and some other social factors. Similarly, easy availability of jobs, higher wage rate, presence of relatives and friends are regarded as major pull factors. The study includes impact of emigration on demography, politics, education and society. The study concludes that in Bombay emigration go back to 1885 and emigration is concerned with young males.

Seddon and Gurung (2001) the mentioned that unlike migration from other regions, where it is mainly males that have migrated, migrants from Central Nepal, particularly from districts north of Kathmandu like Nuwakot, Rasuwa, Sindhupalchok and Kabhrepalchok, consists of large number of females. These females migrate mainly to India to work as sex workers in brothels of major cities like Mumbai, Delhi, Kolkatta, Varanasi, Agra, Lucknow, Kanpur, Chennai and Bangalore. The number of women working in sex industry in India has been debated and estimates remain controversial. Even though the rural area of east Nepal is economically better, they also migrate in search of work. They further write that labor migration to India has been advantage because of non official restriction and there is no need for expensive air travel, no passport and visa required.

Dixit (1997) highlights the cause of labor migration. He writes the Nepalese are being emigrated since very long time in the history of Nepal due to the economic desperation. Their unproductive lands are not able to provide sustenance. Therefore, several thousands of high lands people descend to India in search of livelihood. he concludes that the army recruitment and the tea plantation started this process of

emigration and now it is continuous and growing in large scale. He further says the high taxation levied in the revenue system during the Rana period was one of the major push factors of emigration.

K.C. (1998) reached the conclusion that emigration from Nepal to India has been influenced by differential in the prospect of employment in the unskilled job, prospect for repatriation of earning and remittances, and unrestricted rules of entry and exit. Indian immigration to Nepal is influenced by differential opportunity for employment, demand for skilled and semi-skilled manpower, small distance, low cost of transportation, unrestricted entry and exit, repatriation of earnings and closer affinity in religion, culture, language and family ties. Emigration from Nepal to India is mainly from the hills and the distance involved and transportation cost is relatively greater. The hill emigrants are not similar to Indians in culture, language and family ties. The difficulty of acculturation faced by the Nepalese emigrants in India is greater than the ease with which Indian immigrants adapt to the socio-economic situation of Nepal especially in the Terai.

Gyanwali (2001) has described that the emigrants are mostly concentrated in the age group 26-50 years and the emigrants are mainly married. The majority of the emigrants have lower education status; low economic condition and they should support their household expenditure from the place of destination. He further writes that the social network supports the volume of emigration because least proportion of emigration has gone alone abroad, otherwise with head of household friends, relatives.

Chaurasia (1978), there are various factors, which have influenced the magnitude of migration in Nepal, but the primary reason has been found to be economic factors. Since hill migration is operating in Nepal, it is obvious that the economic disparity between the hills and the Terai have influenced the migrants. Scarcity of sufficient agricultural land, lack of employment opportunities, low per capita income, lack of proper transportation and communication facilities in the hills have resulted into outflow of people from the hills to the Terai and other countries.

According to Kansakar (1982), there are historical reasons of international migration between Nepal and India. After the war of 1814, the government of British India

compelled the hills people of Nepal to join Indian army on the basis of the treaty and agreement prepared between the representatives of British India and the government of Nepal in 1816. From this period, people of hills have been going out for foreign employment and initially for army and police services and later on to other labor service. The study is confined to the Magars of Bharse Panchayat in Gulmi District and the Gurungs of Panoram Village Panchayat in Syangja District, who were recruited in highest number in the foreign armies. The study provides a vivid account of the recruitment of the Nepalese in foreign armies and its implications.

Kansakar (1974) mentioning spatial perspectives on different aspects of Nepalese population has a special chapter on migration, which includes a. Trends of migration, b. Out migration, c. External migration, d. Emigration to other countries, e. Immigration and f. Emigration versus immigration. The study reveals over-whelming volume of migration between India and Nepal with significant impact of Indian migrants on population and economy of Nepal, while insignificant impact of Nepalese migrants in India in terms of huge population and economy of India. The study recommended regulating and controlling migration between Nepal and India through bilateral negotiations.

Kansakar (1974) discussed the evolution and nature of Nepal's International boundaries issues about Nepal India open border and social cultural implications of Nepal India open border. The paper stressed that the most serious and adverse impacts of open and uncontrolled Nepal India border has been its contribution in the breeding and harbouring of anti-social and lawless activities. The problems of crime have been major concern for both governments along the border.

Kansakar (1984) presented the historical facts about Indo-Nepal migration by highlighting historical periods: a. prior to British invasion in India b. During British colonial rule in India and c. The post Rana rule in Nepal. The paper discussed the issue of the Gurkha Recruitment during transfer of power in India and also presented the distribution of Indian immigrants in Nepal by eco and development regions of Nepal as reported in the 1971 census of Nepal, the distribution of Nepalese emigrants in India based on census of India 1891-1971. The author stated that it is rather unwise to set aside the Indo-Nepal migration and related issues as sensitive and further

asserted that the economic, political and social price of procrastinating Indo-Nepal migration issue will be high.

Subedi (2003) has explained that Nepal continues its status as a labor sending country in the 21<sup>st</sup> century. With current population of size 23.12 million growing constantly over 2.2 percent per annum, more than 200 thousands young adults are entering into the labor force every year. Most of this entry is from rural areas. Overwhelming majority of this population is unskilled. He argues that with poverty, lack of in-country employment opportunities amidst youth bulge, labor migration from Nepal is imperative. Taking this into consideration the government considers promoting foreign labor migration of its citizens as a way to benefit both the citizens and the country.

Bista (1977), in his study, has devised two types of migration: permanent and seasonal. Major factors for permanent migration are population pressure, erosion and natural calamities, shortage of food production, and unemployment. And due to lack of employment opportunities, lack of cash income and foods, marginal laborers, low economic status of farmers move to the Terai seasonally in search of seasonal employment.

Wyss (2003) has pointed out that the processes or institutions involved in international labor migration (accumulation of information, decision preparation, financing, travel, access to employment saving and remitting money) are crucial. These crucial processes are influencing the prosperity to migrate and the potential contribution to the households and their livelihood. He further argued that those migrants who are really from poor and rural family have to be properly informed about the system and situation of destination (pull factor). They are given wrong information with factless attraction and consequently they have to face so many difficulties in their destination too.

Gurung (1984) has presented the existing condition and factors that influence internal migration from the hills to the Terai as well as international migration into Nepal (Based on a survey of selected areas, representative of the major geographic regions of Nepal). This study presents a historical perspective of the migration process in Nepal and makes an in depth study of the same in terms both internal and

international migration and analyze individually, the impact of migration in these regions. The study dealt with four types of migration: a. Seasonal b. Temporary c. Semi-permanent and d. Permanent. The report of the survey was presented in five sections. The study was more recommendatory than factual presentation of the international migration, for it ignored completely the international migration phenomenal across the Nepal and China border. Besides, the survey didn't deal with foreign-born population who were natural citizens of Nepal and who had acquired Nepalese citizenship.

Dahal and Mishra (1987) have done the first migration study about the first generation Nepali emigrants in India. A total of 306 questionnaires were administered to 306 emigrants households in four areas U.P (98), Bihar (71), West Bengal (86) and Delhi (51). In the sample, military personnel tourists, students, Nepalese women married in India and those visited in India for medical reasons were excluded. The major findings of this study are: a. 67 percent of migrant population is in the economically active age group b. 55 percent of the migrant households have 1-2 members c. 85.3 percent of the emigrants are married d. Though 71.9 percent of the Nepali emigrants is literate, emigrants with S.L.C. and above are view (7.84%), and e. Regarding occupation, 39.9 percent of the Nepali emigrants work as guard, or watchmen followed by hotel boys (16.9%). Junior technicians (9.8%), sales and business (9.5%), transport and related (5.9%) wage labourer (4.6%) electrical (3.3%) and professional (4%), f. most of the emigrant families' annual income ranges from Rs.5000 to Rs.15000 and 57.2 percent of the Nepali migrants don't send money home. The conclusion of this study is that Nepali emigrants to India are tied to a number of processes central to the politics, economics and culture of India and Nepal at the state, region, community and family levels.

Thieme and Muller Boker (2004) India focused on how migrants invest their money in savings and credit associations. Two main models of the savings and credit associations are compared, namely rotating savings and credit associations (ROSCAs), or chits, and accumulating savings and credit associations (ASCRA) or societies. These two models have three main functions: security, economic and socializing. The security function ensures support for people in search of jobs and shelter, and in cases of illness or death. The economic function lies in the association's

capacity to provide loans and safe keeping facilities and funding for collective investments and community development initiatives. The socializing function refers to meeting and discussions among the members. This article has analyzed the strengths and weakness of both kinds of associations and how migrants earn their income, how they gain and retain access to resources and opportunities, and how they deal with risks and negotiate social relationships. Some programmes and activities to increase the benefits from remittances and reduce the risks of migration are discussed in the concluding sections.

Joanna (1991) has estimated the about 60 percent of the male population migrates from Bajhang. A substantial number of them leave their homes for two, three months during the slack agriculture winter season and travel to Kumaon, where they mainly work on construction and as porters. Earning money is not the principal motive for this massive migration. Skilled and unskilled labor in Bajhang itself is on the increase. People must leave their families and their food supplies behind and eats and works outside. She has further mentioned that a substantial number of men also leave Bajhang in order to become watchmen in southern India, especially around the Bangalore.

## **2.1 Theories Explaining the Perpetuation of Labour Migration**

### **2.1.1 Network Theory**

Migration mediated by network occurs when someone opens a path of internal or cross-border migration that is followed by other family and community creating network that increased in complexity over time. (Lewellen, 2002:132). Network access contributes to sustain international labour migration. This may ultimately result in a " Culture of migration" in which travel is expected as a rite of passage for young men and women. It is believed that migration brings maturity on an individual involved. Such culture may create virtual " migration industry: of agents and organization (Lewllen, 2002: 132).

Migrant network play an important role in international labour migration. The process of migration is certainly facilitated through the information provided by relatives and friends, and inter-linkage between sending and receiving countries (Boyd, 1989:661).

International relationship based on the ties of Kinship, friendship and shared community creates contact between migrant and non migrant. This contact helps to provide the migration flow working as the stimulating factors to primary impetus of migration. It lowers the monetary costs and risk of international migration (Massey et. al. 1993: 448-49).

Thus, above all theoretical aspects on migration give better ideas that sets of interpersonal ties as well network access reduces the monetary and psychological costs as well as risks by providing necessary information related to procedures of migration ,place of destination and employment opportunities,. But, this theory does not explain about the free choice of migrant in terms of destination and types of Jobs. In this regard personal capabilities, risk bearing capacities and skill are also very important in determining international labour migration.

### **2.2.2 Social Capital Theory**

Social capital is an ability to command scarce means by virtue of membership in social structures. It is also considered as collective expectations that effect economic behavior of an individual (Wyss, 2003:28). Social capital is not there in the possession of an individual but in the society (Haug, 2000:22, in Wyss, 2003:28).

Society always requires services from the side of its member. So that financial gain achieved by an individual has to be parted within the community. Thus, social prestige is concerned with performed services by an individual in the community made possible by achieved financial gain with the help of social capital. The social capitals are value introjections, reciprocity exchanges, bounded solidarity and enforceable trust, which are not only influenced by the strength of tie but also by the oriented of the individual (Wyss, 2003:28-29). According to the theory of social capital migrant network is used as a means to accumulate financial capital that is further used to acquire social capital (Haug, 2000:24, in Wyss, 2003).

### **2.2.3 Migration Systems Theory**

Social network between migrants and non-migrants is certainly a unit of analysis in the migration systems theory (Boyd, 1989:661). The exchange of capital, goods, services, information and people has been a common phenomenon in the present day

world, although it is relatively intense between some countries and less intense between others (Fawcett, 1989:673). Different countries and societies are linked to each other through the exchange that it plays a crucial role to build a migration system among the countries with the large flow of migrants (Wyss 2003: 32). Living across borders, international breaks down the identification of nation and state (social space) and give rise to the paradoxical concept of deterritorialized space (Lewellen 2002:152).

Novel type of migrant a hybrid combination of both home and host is created and consequently interstate interdependence becomes increasingly independent, as migrants gain knowledge and acquire cultural capital, and social networks are reformulated and expanded. As a consequence of high intensity of on going socio-economic interaction made possible by cheap and rapid travel and communication lives are lived across the borders (Lewellen 2002:152). Geographical proximity is no precondition for countries to form a migration system that regulates itself with feedback and adaptive mechanisms (Massey et. al 1993:454). When significant numbers of migrant workers are engaged in particular types these jobs become socially labeled as immigrant jobs, which certainly reinforce the structural demand for immigrants (Massey et. al 1993:453). Hence, immigrant workers become the eminent part of the receiving society to perform certain roles. These facts favor and encourage the migration process.

In this sense migration system has been developed on the basis of transnationalism which is a fairly recent effect of the flexible job market made.

#### **2.3.4 Flow of Remittance**

A study conducted by Yamanaka (2002) reveals that the long standing Gurkha Army Service throughout the world has created distinctive "Culture of Emigration" and remittance economy in the rural villages of Nepal. Consequently transnational information network has been created and sustained which has contributed to facilitate the increasing international labour migration through the dissemination of information regarding the employment opportunities and immigration regulations in the receiving countries. This argument is supported by other empirical studies, as a study conducted by NPC (1986) estimated that 35 percent of total household income in rural Nepal comes from off-farm earnings. At the same time a study conducted by

Dixit et.al. (1987) suggests the remittances of migrant labour make a singular contribution to the national economy.

Annual remittances from India amount to about 40 billion and additional 35 billion from other countries (Dahal, 2000, 42). Likewise, Graner and Gurung (2003) estimated the annual remittances amount to about 35-69 billion Rupess , equivalent to about 13 to 25 percent of the GDP.

Rural households depend on off-farm and non-form incomes for their livelihoods. All rural off-farm and non-farm incomes come from outise the village. This implies seasonal labour migrants, generally elsewhere in Nepal or in India. For the case of rural hills the majority of the people (between 55 and 60%) are employed outside agriculture (Seddon, et. al. 2001).

According to NLSS (2003) remittances from India accounted for 23 percent monetary value of all remittances.

A study conducted by Graner and Karmacharya (2001) suggests the crucial role of remittances at household level. Rural households are supprted from carious sources of remittances. Value of remittances ranges from an annual average of 8000 (for far west) to above 30,000 NRs (In Kathmandu). remittances from foreign countries come mainly from India. It has been easy due to the regional inter-linkage of origin and destination places.

From the above reviewed literature, we can draw a conclusion that international migration is not only a phenomenon that brings some changes on size and structure of population. As it contributes to meet the food and clothing needs of rural people, it has been a major means of earnings to sustain their livelihoods. Rural people have unequal access to livelihood assets (physical, natural, financial, social and human). It is the existing reality of contemporary rural societies in Nepal. There is lack of off farm and non-farm employment opportunities in the rural villages. In this respect, international labour migration is a better option for them because there is easy availability of unskilled labour work in the destination places.

## **CHAPTER THREE**

### **RESEARCH METHODOLOGY**

#### **3.1 Selection of the Study Area**

Before researcher choose the study area, present research considered well about how my research will be more reliable and representative of whole nation. Present research found that mostly people go to India from far western part of Nepal as seasonal migrant workers. Dodhara VDC lies in Kanchanpur district which lies far –Western part of Nepal. This area was highly affected area during the Maoist people's war or during the eleven years conflict. This area is out of development and most of the people in this area are very poor. They can not get enough food to feed their children. They have not any source of income. So they are compelled to go to India for carrying money. Most of the people are uneducated and they have no any other option of job opportunities. Even women, children and old people go to India to survive and bring little amount of money to their home.

Main reason present research chose this area for my study is that present research could get good opportunity to study and understand well about this place. Its physical and developmental condition. Present research studied and understood well about the economic and family status of people of this area. Present research studied well the option of the sources of income of people of this area. Since, present research had visited this area many times before present research started writing my thesis, present research had made close familiarity with this area, with people of this place and present research became aware of the emerging issues and problems of this area. Mean while present research found some educated friends and some gentlemen from this area who could help me to make my research more reliable and meaningful. Considering a lot, present research reached on conclusion that these things will make the study more comprehensive.

Selection of this area for study has become more significant in itself in the sense that this is far rural area, this area is out of the opportunities of development, and this area was highly affected area during the eleven years conflict. People of this area are very poor and they have no source of income and only one source for earning money is going to India. Geographically Dodhara VDC of Kanchanpur district is the transit

point of people goes to India. Till now, no researchers had studied on this topic in this area.

Present research attempted to bring out a research on this issue from this important area which can be significant and representative of most of the areas of our country. As a whole, selection of topic is significant.

### **3.2 Sources of Data**

This research is based on household survey conducted in Dodhara VDC of Kanchanpur district in July, August 2015, which was complemented with Interview and focus group discussion. In this research, Information was collected from both primary and secondary sources. Secondary data was collected from books, journals, article, VDC, DDC office, school, census report which is required to create a baseline of the study and to describe location, climate, physical and other related aspects of the study area.

The main part of the study is based on the primary data, which was collected by household survey and Interview method.

### **3.3 Sampling Procedure**

As household is the unit of analysis for this study, an attempt was made to obtain information of total households. At first, the number of total households was found from the VDC office, it was 1272 households. Secondly, households were divided into migrants and non migrant categories with the help of key informants (local teacher, Social workers, local politicians and student). Total 81 household were selected for this study that has 2298 population. Purposive sampling method was used to identify the sample households.

### **3.4 Primary Data Collection Techniques**

Qualitative as well as quantitative data were collected from primary and secondary sources. Particularly, the primary data were collected using following data generation techniques.

### **3.4.1 Household Survey**

As Dodhara VDC has 1272 household it was quite difficult for me to do whole survey by myself. This is why I selected 81 households for household survey. Going house to house researcher called on household head to answer my questions. If household head was abroad I spoke to the wife of the household head and other senior member of the households. If there was nobody able of answering the questions at home I tired to visit next time.

For the household survey, a standardized format (family composition) was prepared containing questions to be asked at both individual, household and topic level. Present research recorded the demographic composition of household, for instance age, sex, occupation and educational attainment of family member.

### **3.4.2 Semi-Structured Interview**

The researcher held interview with the key informants. The informants were those people who have been to India several times, teacher, local politicians, and other family member of the migrant workers especially their house wives. The researcher used questionnaire and note book while taking interview to get the necessary information required to the objectives of this study

### **3.4.3 Focus Group Discussion**

The researcher conducted two separate focus group discussion, once in Giri Toal Ambhoj and once in Deuralighat . The house wives and other family members of migrant workers were also invited in the discussion were held in the evening time when they are in leisure. The main issues of discussions were reasons of going to India or push-pull factors impact of labor migration on household economy and its impacts in women, family members and on community. At last stages of discussion the participants were asked to express their experiences saying, suggestions etc. The researcher noted down all the necessary comments. People were open and there was friendly and familiar environment on that discussion. It became as an important and meaningful tool for data collection after discussion were held.

#### **3.4.4. Observation**

Non participatory general observation was done by the researcher to obtain qualitative information for this research work. Physical condition of the house and its location of migrant workers, their clothing patterns, their behavior, etc were observed during daily visits to their home. Necessary information was taken creation natural talking to the children, housewives and other family members of the migrant workers while doing observation.

#### **3.5 Reliability and Validity of the Data**

The gathered primary data are concerned with the migrant households in the village. This study represents twenty five percent household and fifteen percent population of the study area. The study sample comprises all caste/ethnic groups in the VDC. The researcher followed the method of visiting door to door to collect the required data. The data were colleted from household head, migrants and key informants. They were asked, interviewed and made discussion about the required data. The triangular process of collecting the same data provides an opportunity to check them to each other. The final observation of data base shows the frequency or consistency of required data. Objectives of the study are met and analyzed using collected data.

#### **3.6 Field Experiences/ Difficulties**

It was quite difficult to conduct fieldwork being an outsider in such a rural area of Kanchanpur district. It was very difficult for me to reach there walking for three days on foot. There were not any means of transportation to reach in the study area. This area was the highly affected area during the conflict and is far rural area so we chose for study. Different kinds of facilities which we need for our daily life were very few. There were few things to buy spending money also. So there were many practical problems during data collection.

Present research was an outsider and unfamiliar to the respondents and other villagers. They used to hesitate and felt ashamed to talk and respond me. In this situation my local friend assured them about what present research wanted and why present research was there and present research also introduced me, academic interest and purpose.

It was quite difficult to make the respondents go into deep in detail about their family background, their income, economic condition, husband wife relationship and state of migrant workers. Some of the respondents were very innocent and passive but some of them were very fantastic, frank and confident. Some of the respondents were very high tempered and angry type person to whom it was vary difficult to convince. Some of the respondents used to show unwillingness to give information saying that what they will get giving their own details. Most of the respondents gave their information happily and freely. Women were easier to get responds.

we felt several bitter experiences in the village during my field-work. Many families were in pitiable condition. In some families there were only women with many sick children having no food, no money and no people to help them. I found an old couple whose only one son was killed in Kargil war who used to work as Indian Armies' Porter. Their condition was very bad and my heart beat became faster and my eyes teard their lamentation. I found that about eight people had been killed during Kargil war who were working as Indian Army's porter.

### **3.7 Method and Techniques of Data Analysis**

Both primary and secondary data were used for this study. Basically secondary data were used to cerate a baseline for the present study. Collected primary data were coded, analyzed, interpreted. Then the researcher presented descriptively and quantitatively simple statistical tools such as table, percentages, ratio were used to analyze the data to bring desired the conclusion of the study.

## **CHAPTER- FOUR**

### **AREA AND PEOPLE**

The study area of this research is Dodhara VDC of Kanchanpur. Field work has been done during the July and August, 2015. The researcher selected this area because this area is important for various reasons. This area is far rural development area; most of the people in this area depend on foreign labor migration.

#### **4.1 The Village Area**

Dodhara VDC is taken as transit or business point in India. Dodhara VDC is Ireland of Nepal. Dodhara VDC lies in the Far western part of the VDC. Mahakali river has separated Kanchanpur district. There are nine wards in the VDC.

According to village profile (2068), total area of the VDC is 9501 hectares. Total fertile land is 2901 hectare, Irrigated land is 2020 hectare, Jungle and animal grazing land is 415 and 300 hectare respectively.

This village is spreader from 300m from the sea level. VDC area can be divided into three parts on the basis of geography.

#### **Water Resources**

There are enough water resources in this VDC. Mahakali river follows through the border of this VDC. Other main source of water are hand pump set and pump set (Boring) etc. There exploring irrigation facility for large land.

#### **4.2 Population of the VDC**

Dodhara VDC is the sixth largest VDC of district on the basis of population. According to the census report of 2068 B.S. the total population of this VDC is 19,703. Women population is 10,707 and men population is 8,996. Population growth rate of the VDC is 2.78% and each family size is 5.28% male and female ratio is 84.02%. Total number of households in the VDC is 3,732 according to village profile (2068 B.S.).

According to VDC profile (2068) ward wise population and households of the VDC is as given below:

**Table 4.1**

**Ward wise Population of Dodhara VDC**

Ward No.	1	2	3	4	5	6	7	8	9
Population	3393	1761	1848	1716	3203	1351	2207	2499	1725

Source: Village Development Committee Profile, 2068

**Table 4.2**

**Ward wise Household Report of the Dodhara VDC**

Ward No.	1	2	3	4	5	6	7	8	9
Population	659	317	352	342	599	275	396	445	347

Source: Village Development Committee Profile, 2068

Table no. 3 shows that of the total 9 wards, ward no. 1 has the highest population. Likewise ward no. 5 and 8 come in the second and third rank and ward no. 4 comes in the last rank on the basis of population. Similarly ward no. 1 has 659 households that is highest number of all wards and ward no. 6 has only 275 households that is the lowest number of households of all wards in the VDC.

Whole report of Population and Total Number of Household can be shown in the following table.

**Table 4.3**

**Sex wise Population and Total Households in the VDC**

No. of Households			Population		
Landholding	Landless	Total	Male	Female	Total
3694	36	3732	8996	10706	19703

Source: Village Development Committee Profile, 2068

Village profile shows that there are total 3732 households in the VDC and them of landholding households are 3694 and landless households are 36.

**4.2.1 Social Life**

**Language**

All people in the VDC speak Nepali. Some people in the village use dialect like-joipoi (husband and wife) Lakhey lakheni (children) dinga-bahchha(cow and ox).

## Religion

Most of the people in this VDC are Hindu, some are Christian also.

## Social Systems

Dowry system, social discrimination, witch doctor etc. are still in existence in the society.

### 4.3 State of Education in the VDC

State of education in the VDC is satisfactory but some of the people have still difficult to reach to school. Following tables shows about the educational state of the VDC.

**Table 4.4**  
**State of Schools in the VDC**

School	Level			
	Primary	Lower Secondary School	Secondary School	Higher Secondary
No. of Schools	13	8	5	4

Source: Field Survey, 2015

**Table 4.5**  
**State of Education in the VDC**

Beginner		primary		Lower secondary		SLC passed		Intermediate Passed		Bachelor's Degree		Master's Degree		Literacy Rate		Total
M	F	M	F	M	F	M	F	M	F	M	F	M	F	M	F	
249	214	331	325	162	159	218	214	188	129	75	31	28	7	63.34%	50.84%	56.55%
463		656		3226		432		317		106		35				

Source: Village Development Committee Profile, 2068

Above reports indicate the poor education state in the VDC especially women education. Only 50.84 percent women are literate where 63.34 percent men and literate in the VDC. Total 509 male have passed above than SLC than of female are only 381. Because of effect of war in the past, absence of government institution, lack of developmental programmers, etc. in the village still hesitate to sent their children in school.

**CHAPTER - FIVE**  
**PUSH-PULL FACTORS OF LABOUR MIGRANTS**

Various factors are there which cause people to be labor migrants to India in the village. Poor economic condition, unemployment, indebtedness, lack of work opportunities, absence of governments' developmental program, lack of education, etc factors have brought many problems in the life of village people. Most of the people are compelled to leave their home in search of work and their safety and easy destination of labor emigration is India. Most of the labor migrants choose India as a destination because of various factors. Network, low investment, easy entry and exit, availability of work opportunities, cultural and language similarity etc factors have made the migrant workers feel easy and safe in India.

**5.1 Push Factors of Labor Emigrants**

Push factors refer to poor economic condition and resultant economic misery or lack of opportunity for achieving sustainable livelihood which push people out of the origin place to destination in search of better opportunities. The push factors make people leave the place of origin. Major factors are presented in the following table which cause people leave their birth place in search of work.

**Table 5.1**  
**Push Factors of Labour Migration**

Push Factors	No. of Labor Emigrants	Percentage
Poor economic condition (no food sufficiency, fertile land)	31	43.2
Unemployment	19	21.6
Ineptness	11	12.5
Individual desire	9	10.2
Family Pressure	7	8
Utilize Leisure time	4	4.5
Total	81	100

Source: Field Survey, 2015

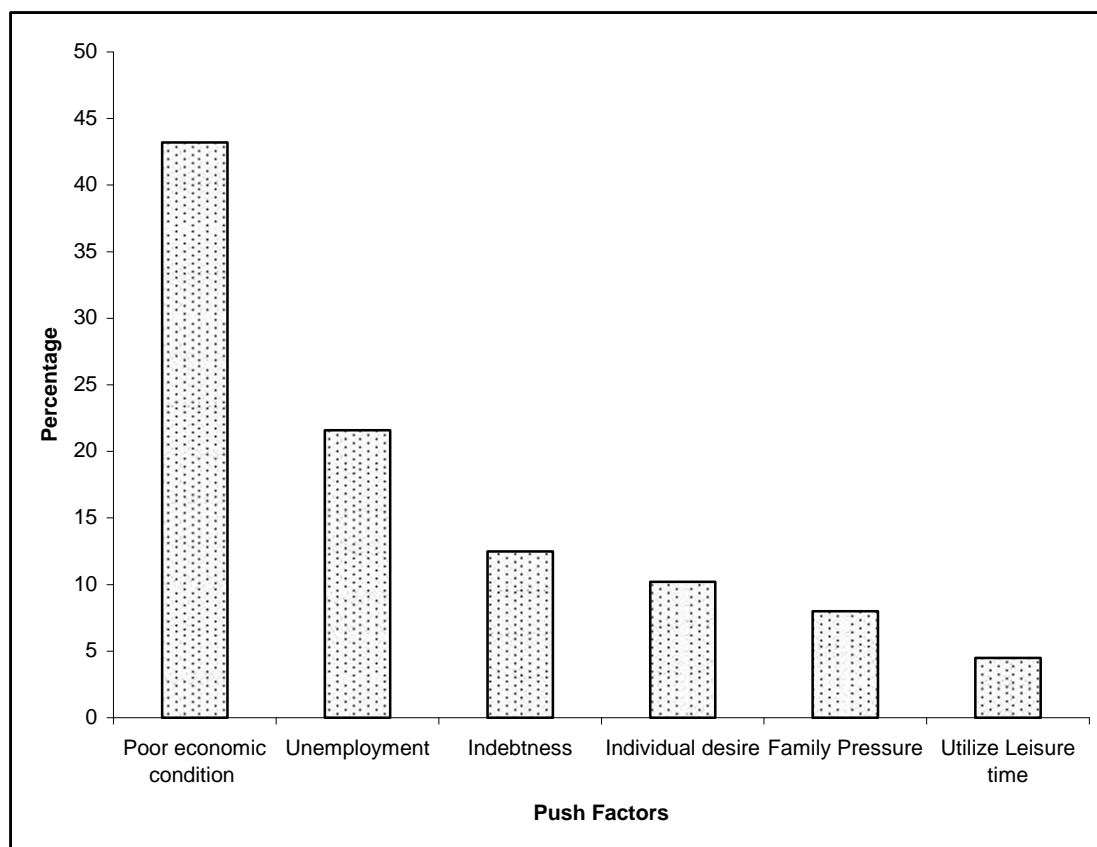


Figure 5.1: Based on the above table

### 5.1.1 Poor Economic Condition

Poor economic condition is appeared as one of the major factor of migration in the study area. Respondents reported that 43.2 percent of the total migrants go to India to earn money because they have not enough food to feed their family members, they have very few fertile land, they have no other ways to fulfill their daily needs.

### 5.1.2 Unemployment

Unemployment is another factor that push people out of origin. According to collected information 21.6 percent of migrants go to India because they could not find any jobs in their villages. Every thing is very expensive and not available enough in the village. They have to buy many things to fulfill their daily needs and for this they have to be employed. There are no any opportunities of employment in the village even if they are educated so they are compelled to emigrate India in search of job opportunities.

### **5.1.3 Indebtness**

Above presented data shows that 12.5 percent of emigrants go to India to earn money to pay borrowed money. In village there are no any opportunities to work and earn money so they have to go to India to earn money and clear loan.

### **5.1.4 Individual Desire**

Individual desire is another factor that people go to India. 10.2 percent of the migrants go to India to fulfill desire of traveling and enjoying a free life. In the village they feel boredom. If they go to India they travel different places doing light works. They said that there are many facilities in India and they enjoy there. They can fulfill their desire there.

### **5.1.5 Family Pressure**

Of the total emigrants 8% were reported that actually they are not interested to go to India and they can not do hard work there. But they leave their home because of their family pressure. Mostly economically weak family persuade their male members to go to India in hope of earning money.

### **5.1.6 To Utilize Leisure Time**

Last factor that people go to India is people are workless in the village. 4.5 percent of total emigrants go to India because they have not any work in the village to do. They can bring something from India than living without any work in the village.

### **5.1.7 Study Migrants by Caste/Ethnic and Sex**

Different caste and ethnic group people live in Dodhara VDC. First Chhetri and then Dalit people are in majority on the basis of population according to VDC profile (2071). Thakuri, Magar and then Brahmin come in third, fourth and fifth rank respectively on the basis of population. All type of caste and ethnic group go to India as migrant workers from the VDC. Mainly male people go to India and female also go with their relatives.

Following table shows the caste/ethnic and sex wise report of the study population

**Table 5.2**  
**Labour Migrants by their Caste/Ethnic and Sex**

Caste/Ethnic Group	No. of Households	No. of Population	No. of Migrants	Male Migrants	Female Migrants	Percentage
Chhetri	17	136	27	21	6	19.9
Dalit	15	110	26	22	4	23.6
Thakuri	13	91	19	17	2	20.9
Magar	6	45	10	8	2	22.2
Brahmin	5	34	6	6	-	17.4
Total	56	416	88	74	14	100

Source: Field Survey, 2015

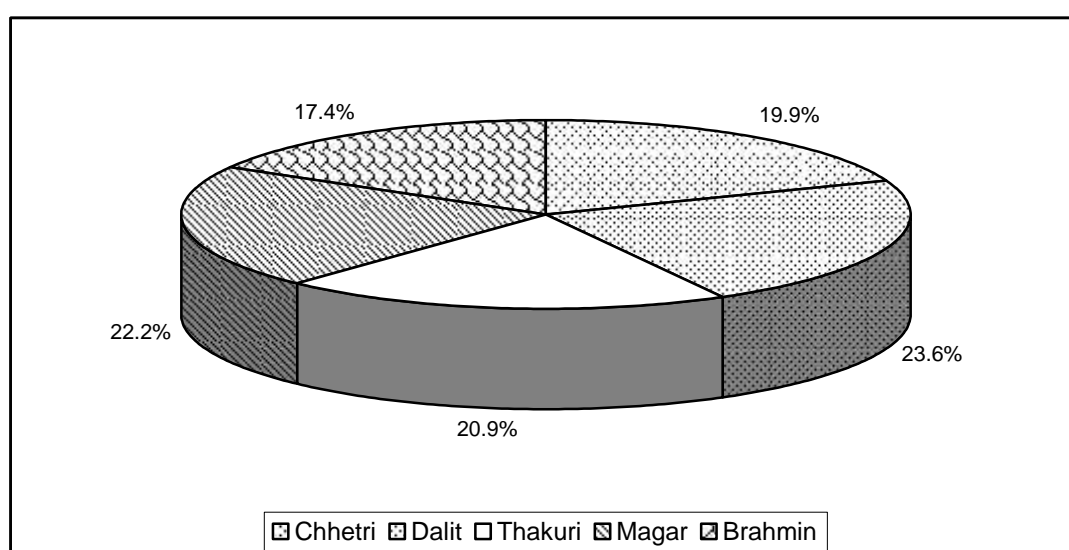


Figure 5.2: Based on the above table

Above table shows that almost all caste and ethnic group people go to India as migrant workers. There is not vast difference between caste and ethnic group migrants on the basis of number. On the basis of percentage Dalit migrants are highest of all. Of the 110 Dalit population 26 Dalit (24%) go to India as migrant workers. Of the total caste/ethnic wise population 20.9 percent Magar and 17 percent Brahmin go to India as migrant worker. We can say that all groups people go to India to earn money. All caste/ethnic groups' people have poor economic condition so hey all are pushed equally.

### 5.1.8 Study Migrants by Age and Education

Different age groups people go to India as collected data shows. Education status of Migrants is very poor as shown in the following table.

**Table 5.3**

**Study Migrants by Age and Education**

Age Group	Unable to Read and Write	Only Read	Primary	Above than Primary	Total
15-19	2	1	4	2	9
20-29	10	3	5	6	24
30-39	6	3	10	3	22
40-49	9	7	2	-	18
50-59	3	5	-	-	8
Total	31(35%)	21(24%)	25(28%)	11(13%)	81

Source: Field Survey, 2015

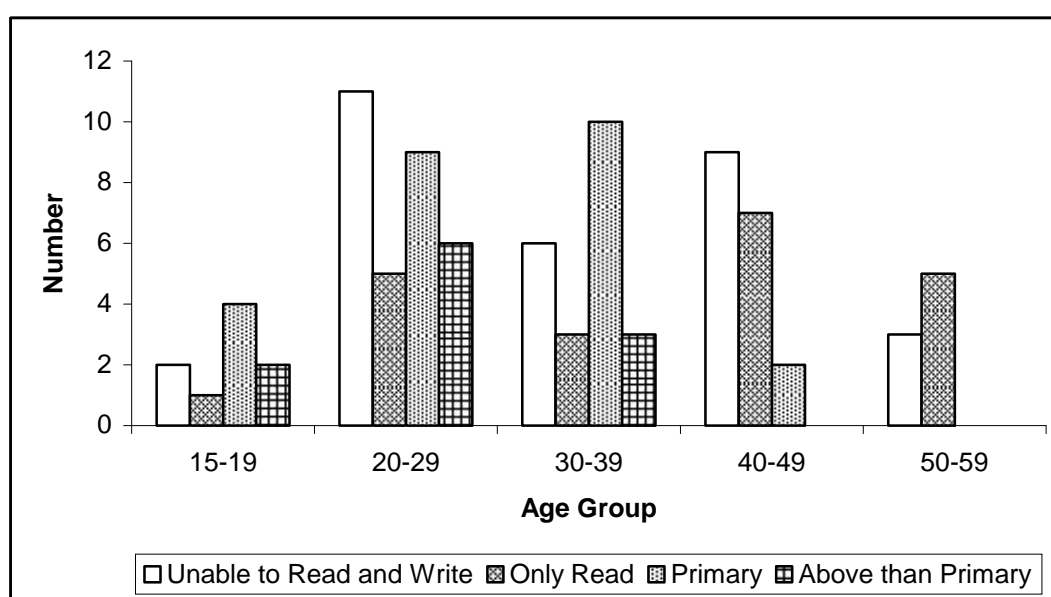


Figure 5.3: Based on the above table

The total data shows that 20-29 age group is the highest age group who go to India in search of work. Of the 81 migrants 24 migrants or 35percent of total migrants are age of 20-29. This age group people are young and energetic. Their needs, desire and ambition is high but they cannot fulfill these things without money. They cannot find any good opportunities of work in the village so they are compelled to go to India. Second highest age group to go to India is 30-39. 25 percent of total study migrants are of this age group. This age group people have whole responsibility of their family. They have to fulfill basic needs of their children and wives. They have to leave their home to earn money to maintain their family's economic condition. Third highest age group migrants are 40-49. Of the total study migrants 18 migrants or 21 percent are of this age group. These people also go to India to earn money to help family. Forth and

fifth ranked age groups are 15-19 and 50-59. Of the total study population 10 percent of migrants go to India from the age of 15-19. This is age of going to school but they are compelled to go there because of weak economic condition, family pressure and linkage. 50-59 age group migrants are 9 percent. They also go there because of compulsion i.e. poor economic condition.

To observe the education status of migrants, highest number of migrants are unable to read and write. Of the total study migrants 31 migrants (35percent) cannot read and write. Secondly, 25 migrants (28percent) have got primary level education and 21 migrants (24percent) are only able to read. Number of migrants studied above than primary level is 11(13percent). No migrants have passed SLC.

Observing this data we say that almost all the migrants have not good education. They could not get good opportunities to go to school but they are compelled to go to India because of different factors.

#### 5.1.9 Marital Status of the Study Migrant Workers

Labour migrants have different marital status. Mostly married people go to India as migrant workers. Following table shows the marital status of study migrant workers.

**Table 5.4**  
**Marital Status of Study Migrant Workers**

Marital Status	Married		Unmarried		Separated		Divorced		Total	
	Male	Female	Male	Female	Male	Female	Male	Female	Male	Female
No. of Migrants	41	8	18	5	4	0	1	1	74	14
Total	59		23		4		2		81	
Percentage	67		26		5		2		100	

Source: Field Survey, 2015

The table shows that 67 percent of total study migrant workers are married, 26 percent are unmarried and 7 percent migrant workers are separated and divorced. Married people have big responsibilities towards their parents, wife and children. To fulfill their basic needs and to solve other problems most of the married people are forced to go above in search of work. Other 26 percent unmarried migrant workers and mostly

youths. Because of poor family condition and lack of good consenting they go to India instead of going to school.

## 5.2 Pull Factors of Labor Migrants

Most of the Nepalese labor emigrants have chosen India as their destination. The main reasons for selecting India as a destination for migration are easy availability of unskilled job, free entry and exit, cultural and language similarity presence of friends and relatives, low investment.

Following table shows the pull factors that make India as labor migrant's destination place.

**Table 5.5**  
**Pull Factors of Labour Migration to India**

Pull Factors	No. of Labor Emigrants	Percentage
Easy availability of unskilled work	39	44
Low Investment	17	19
Effect of Gorkhalis' work	11	13
Presence of friends and relatives	10	11
Free border	6	7
Similar language and culture	5	6
Total	81	100

Source: Field Survey, 2015

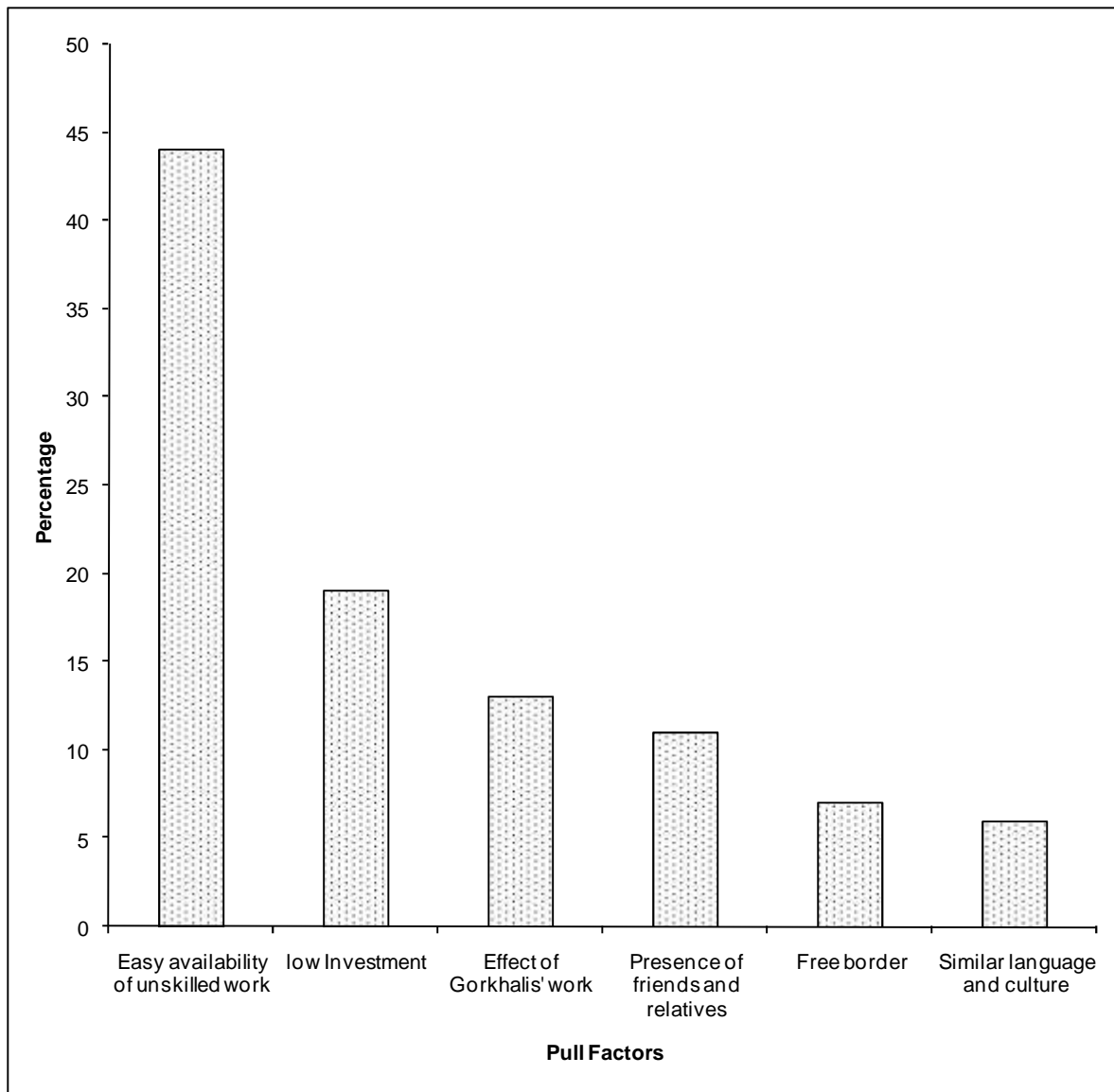


Figure 5.4: Based on the above table

### 5.2.1 Easy Availability of Unskilled Work

Above table shows that easy availability of unskilled work is the main factor that pulls Nepalese migrant workers in India. Of the total 88 migrants 39 labor migrants (44 percent) go to India because they can find work easily without any particular skill. They get works like porter, home security, kitchen, in hotel, driving, coolie etc.

### 5.2.2 Low Investment

Low investment is another factor that Nepalese labor emigrants choose India as their work destination. Respondents reported that 17(19percent) migrant workers go to India because they should not pay high amount of money to reach there. They feel

that it is not risky to go there even if they fail to find a good job because they would not have paid high money. They reported per person needs 1000-2000 Nepalese currency to reach to their destination.

### **5.2.3 Effect of Gorkhali's Work**

According to collected data 11(13percent) migrant workers of total migrants go to India because Indian boss like Gorkhali's work and they give priority to Gorkhali migrant workers. They say that Indian boss call Nepalese migrant workers as Gorkhali and they think that Gorkhalis' are brave good disciplined and believable. So Nepalese migrant workers get good help form their boss. This is why India has become a good choice of Nepalese Migrant workers.

### **5.2.4 Presence of Friends and Relatives**

This is another major factor that Nepalese migrants choose India as their destination 10(11percent) of migrants go to India because they have friends and their relatives in which make the easy to adjust and manage job. They do not feel any difficulty if they have their friends and relatives in new places.

### **5.2.5 Free Border**

Free border is also an factor in which the Nepalese migrants feel easy to enter and exit from India. They should not pay money and time in the border to enter and exit and they should not face any problem there. Border is free and open for both countries' citizen. They can pass border whenever they want. They do not need passport and visa to cross the border. 7 percent of the migrant workers feel easy to go India for this reason.

### **5.2.6 Language and Cultural Similarity**

Some of the migrant workers have made this factor as their choice of destination. 5(6percent) of the 88 migrant workers go to India in search of work because they c an easily adjust themselves in India because they can easily understand Hindi language and culture. They do not feel India new place like other countries.

In this way, most of the villagers are jobless and they go out of their place in search of work. They search such places where they feel safe and easy. Most of the Nepalese labor migrant workers make India as their work destination because they feel there easy, safe and beneficial for various reasons which are discussed above.

## **CHAPTER-SIX**

### **IMPACT IN THE FAMILY/HOUSEHOLD ECONOMY**

Thousands of Nepalese people are in India as labor migrants. They leave their birth place because of many reasons. They have bitter experiences of leaving home. Almost of the people in the village are very poor. They do not have enough food, clothes, pots, etc. They cannot fulfill their daily needs. They cannot send their children in school. It is difficult to explain their problem, pain and sorrow in a few words. It is reality of village people not exaggeration.

Most of the people leave their home and go to India in search of job in hope of earning money and maintaining their household economic condition. Most of the labor are head person of their family and mostly they are absence from their home for a long time. There come many ups and downs in their family in their absence. Rest of the family members who stay at home get many problems in their absence. They feel loneliness and helpless. Getting good education, good health, good balanced diet, good love and care, good clothes, etc. is far for them. They do not get even dry bread and salt, not a single dress to wear. Leaving home for along time in search of job is their compulsion.

India is main destination and source of earning money for villagers. Almost all of the migrant workers stay in India from four months to 7/8 months and bring money above than 10000 Nepalese currency. They bring clothes, pots and other daily using things. maintain their economic problem by this money. They have to invest big amount of their income in food.

Both positive and negative impacts are there in family and household economy by labour migration. Research has collected data and has taken detail information from related people/informants to present real fact of Impact of migration in family and household economy which are discussed and presented later.

#### **6.1 Family/Household Economy**

The main source of income of people in village is agriculture. But most of people in the village have not enough fertile land and they have very low agricultural production only sufficient for 4-8 months. Most of the households in village are

facing poor economic condition. Almost all the people in village are workless. There are not any sources of income in village. There are not any job opportunities in the village. So most of the people have to leave their home and go out in search of good job. Economic condition of migrants' household is described in the following topics briefly.

### 6.1.1 State of Agriculture

Main agricultural production in the village is maize then paddy and wheat. Some people produce potato and mustard. Almost all the people are dependent in agriculture in the village. Most of the people have not enough fertile and they can not produce enough food sufficient for them. They have very poor economic condition.

Following table shows the agricultural production report of the study households.

**Table 6.1**  
**State of Agriculture of Study Household**

No. of Households	No. of Family members (in ratio)	Agricultural Production (in Quintal)					Total Production in Quintal)	Food sufficiency Period (in months)
		Paddy	Wheat	Maize	Mustard	Potato		
12	6-9	10-20	5-10	2-5	0-1	0-1	15-30	12
28	7-11	5-10	2-6	1-3	0-0	0-0	18-12	8-10
35	5-9	3-8	0-5	0-2	0-0	0-0	3-10	3-6
6	5-7	1-3	0-0	0-0	0-0	0-0	1-3	1-3

Source: Field Survey, 2015

Above table shows that only 12 households have enough agricultural production. They have food sufficiency for a whole year. Of the total study households 28 households have to buy food for 2-4 months. In this way 35 households have to buy food for 5-9 months and 6 households have very miserable condition. In this way this data shows that 87 percent of the study households have not food sufficiency for a whole year. 48 percent of the households have to buy food for more than half year to live. This is very serious condition. They have poor economic condition and they have to face many problems to live.

### 6.1.2 Livestock

Animal husbandry is an integral part of the subsistence farming. The agriculture and livestock raising are interrelated to each other. Almost all households are raising some animals. According to VDC profile (2071), the total number of livestock in the VDC is 70618. of the total livestock, 13187 are buffaloes, 3068 are bulls, cows, oxen, 7395 goats, and 18000 are hen /cocks.

There are altogether 615 livestock in the study households. A report of livestock of study households is presented in the following table.

**Table 6.2**  
**State of Livestock of Study Households**

No. of Households	No of Livestock (In ratio)				Total (In ratio)
	Buffalo	Cow, Bull, Ox	Goat	Hen/cock	
21	1-3	1-4	2-15	4-12	10-25
48	0-2	0-3	0-5	0-8	5-10
12	0-0	0-0	0-4	3-10	0-12

Source: Field survey, 2015

Above table show that most of the migrant workers have poor livestock raising. Of the total (81) households only 21 households have satisfactory livestock raising but the rest of the households have poor condition. (48) Households have very few livestock's and (12) of the total households have no heavy livestock's. This data shows that people have not systematic and professional livestock raising. If livestock raising is promoted, it can beat the source of income.

### 6.1.3 Other Sources of Income of Study Households

Almost all the households have not any permanent sources of income. Field survey (2015) shows that (Rs 10000-25000 in a year) 23 households have some income selling some crops fruits and vegetables doing small business etc. But these are also not permanent sources of income. Other rest of the households have not any sources of income except working out.

## 6.2 Impact in the Family/Household Economy

Almost all the people in the village have not any sources of income. They have very poor economic condition. Most of the study households have not enough food to feed

their children, they have problem of clothes, pots, etc. They have not any way of solving daily need/ problems. They can not pay loan. Their children can not get education in the village. They have such many problems and to solve these problems they should earn moneys working out. There are not any job opportunities in the village so they have to go to India to eat money in search of work. They go to India and get unskilled jobs easily. They go to India and get unskilled jobs easily. They earn money and return back to home about 4-8 months. They bring money up to 40,000 Nepalese currencies while returning home. They bring clothe, pots and other necessary things for family. In this way they maintain their economic problem. From this point of view labor migration has played very positive and vital role in the household economy. It has very positive impact.

Migrant workers bring a good amount of money from India while returning back to home. The range of their income goes up to Rs 40,000. They solve different problems of food, cloths, loan education with that money. We can say that labour migrants fulfill their basic and daily needs and solve other small problems from that money earned in India. Thus it show that labour migration has very positive impact in t he household economy. Following table shows the amount of income that migrant works bring from India.

**Table 6.3**  
**Amount of Remittance and Its Allocation**

No. of households	Amount of money (In Rs.) in a season	Allocation sectors
22	25,000-40,000	Food, clothes paying loan education buy buffalo, goats
38	15,000-25,000	Food, clothes education paying loan, buy goat
21	5,000-15,000	Food, cloths education and others

Source: Field Survey, 2015

Above table shows that almost all the labour migrants use their earned money in food, cloth, education, paying land and buying livestock. They allocate remittance mainly in fulfilling basic and daily needs of their families.

## CHAPTER SEVEN

### IMPACT ON THE VILLAGE COMMUNITY

From the interview and focus group discussions it was found that labor migration has both positive and negative impacts in the village community. On the positive aspects respondents and participants focused that migrant workers bring a good amount of money which helps in the community, labor migrants have no any skill before they go to India but they go to India but they have learnt many skills while returning from India. People become forward, Clever and confident who go to India as migrant workers. They do not have shyness and hesitation. They come forward in the social activities. At the time of big festivals, most of the migrant workers return back to home and make gather of people and enjoy together, share feelings and experiences. Migrants take part in the ritual activities actively and play good role. They invest money for their children's education. They tell people to go to health post if someone become sick. They are aware and active widely. Other people also learn good things from them. So, labor migration has some good impacts directly and indirectly in the community.

On the other hand, labor migration has brought negative impacts also in the community. In most of the cases it seems absence of young and energetic people in the social and ritual activities. Some of the migrants drink alcohol heavily and make noise, show violent type activities and create fights with others. Some of them are engaged in gambling all the time. Some people cheat and lie other people. These type of activities are influencing the community negatively directly and indirectly.

Collected data is presented in the following table about the positive and negative impacts of labor migration in village community.

**Table 7.1**  
**Impact of Labor Migration in Village Community**

No. of Respondents	Positive Impact	Negative Impact
48	Bring money and other people get help from them, become wise and clever.	Feel of absence, get economic problems, difficult in social ritual activities in their absence.
33	Community receives remittance, make people of community go out and earn money.	Feel of absence in the social, ritual activities, drink alcohol, play cards, show violent type activities after drinking.

Source: Field Survey, 2015

The table shows that remittance is the main benefit that the community receives. People have become able to go out of origin and face new problems. They can adjust themselves in places and with new people. On the other hand, people of community feel the absence of villagers in social and ritual activities. Of the total 22 respondents reported that labor migrants bring bad habits in the community like drinking alcohol, playing cards, showing violent activities.

Discussion on the "Impact of Labor Migration in Village Community" was made among the teachers, businessmen, local politicians, social workers, health assistant and students. There were total 17 participants. they told that there are both impacts positive and negative in village community because of labor migration. It was noted down main points of their conclusion about the impact of labor migration in village community which is given below.

**Table 7.2**  
**Conclusions of Discussion on Impact**

Positive Impact	Negative Impact
* Community receives good amount of remittance from migrant workers	* There is problem in social and ritual activities in their absence.
* Migrants learn new skills and can be useful to community.	* Some of the migrants bring bad habits like drinking alcohol, smoking a lot, playing cards.
* Migrants become clever and forward, confident, can adjust themselves in new places and others people learn from them.	* Some of the migrants are indifference in the society/community.
* Migrants become little bit aware of their children's education, health.	* Some of them are liar and cheater.
* Migrants talk about new things and development in village that make others aware about development.	* Some of them show violent type behavior to others.
	* There is fear of dangerous diseases from the migrant workers like HIV/AIDS.

Source: Field Survey, 2015

Observing data and information we can conclude that the community receives both type of impacts i.e. positive and negative. People in the community have the problem of food, clothes etc. Most of the people are unable to fulfill their basic needs. Their recent and prior problem is to fulfill basic needs. These are the problem for living. Labor migration has vital role to fulfill these problems. The Community is receiving a large amount of money in a season from labor migration which has helped to solve many problems in the community. There are other many factors of labor migration which have positive and negative effects in the community which are pointed out in above table.

## CHAPTER EIGHT

### SUMMARY, MAJOR FINDINGS AND CONCLUSION

#### 8.1 Summary

Study sample has total population of 418 with 56 households and number of migrant workers to India from sample population are 81. On the basis of educational qualification among the 81 migrant workers, 24 migrants are unable to read and write, 21 migrants can only read, 25 migrant have got primary education and studied above than primary are 11 migrants. No migrant has passed SLC. Among the 81 migrants 11 migrant workers are female and 70 migrant workers are male. Of the total 81 migrant workers 9 are age of 15-19, 24 migrants are age of 20-29, likewise age group of 30-39 are 22 migrants, age of 40-49 are 18 and age of 50-59 are 8 migrant workers. The largest groups among the migrant workers are Chhetri with 31 percent than after Dalit, (Kami, Damai) 29 percent, Thakuri 22 percent, Magar 11 percent and Brahmin 7 percent. of the total sample households have extra income like job, business, etc but other 39 households have no any sources of income. Among the study households (81 households), only 13 households have sufficient food production. 24 households have to buy food for 2-4 months. 15 households have sufficient food for 4-6 months. 29 households have sufficient food for 2-4 months.

Foreign employment or labor migration has been an important occupation among the village people. Majority of the households receive remittances as the significant portion of household income. Agriculture, Livestock, Wage labor, Business also contributes some cash income.

The labor migration from the Dodhara VDC is circular migration. The duration of study abroad for them is 4 to 6 months. Their earning (remittance) in season ranges from NRS 2,000 to 8,000. Age factor of the migrants also accounts for variation in the level of earnings. Education and personal skills also contribute to it. The migrants are employed in unskilled job like puttering, road construction wage labour, picking and packing apples and carrying heavy load.

Majority of the migrant households in the village use remittance for immediate food and family requirement. Remittances are necessary complement to farming and provide the basis for survival strategy for rural poor. Remittances are also used to pay

off debts. Some of them use it for new house construction, buying land livestock education and marriage expenses. Hence, earning money from labor migration provide significant contribution to rural livelihoods.

Majority of the people in the village do have a little land. The strong relationship between production and food sufficiency level are relatively weak relation between total land and food sufficiency suggest that they do have lowly production land. Low agriculture production could not fulfill the immediate food requirement. It lacks off farm and non farm employment opportunities in the village. In this regard unemployment, lack of arable land and food deficiency are the push factors associated with the destination. Origin like-wise easy availability of unskilled work, personal network access easy provision of entry and exit are the major factors associated with destination. Different places if Garwal, Manali and Nainital are the main destination places for the people of the Dodhara VDC. Labor migration is brought some positive impact and some negative impact in the village communities. Positive impact are migrants invest large amount of earning in education. The hard work changed their hesitation and shyness towards the work and they realized the dignity of labour and are ready to do any type of work. Negative impact are they are forgeted their own culture, norms and value, Security of the community and village has also been emerged as a vital issues in the absence if young adults in the village. In this way migration effect in our village communities.

## **8.2 Major Findings of the Study**

- Almost all the labor migrants have very poor economic condition. They have very low agricultural production. Only 12 percent of households have food sufficiency for a whole year. But 88 percent of households have to buy food to survive.
- Different factors push villagers as labor migrants. Major push factors for labour migration are :
  - poor economic condition,
  - unemployment,
  - indebttness,
  - individual desire,
  - family pressure and

- utilizing leisure time.

- All the caste/ethnic wise migrants of their total population is about equal in Range. Of total 110 Dalit population 23.6 percent go to India in labor migration, 22.2 percent Magar, 20.9 percent Thakuri, 19.9 percent Chhetri and 17.4 percent Brahmins of their own population have become seasonal labor migrants to India.
- Both male and female go to India to earn money. Of the total migrants, 84 percent migrants are male and 16 percent migrants are female.
- Different age group people go to India as labor migrants. The range of age is from 15 to 59. The highest age group to be labor migrants in India is from 20-29. Of the total, 35 percent of migrants are of this age group.
- Most of the labor migrants cannot read and write. 35 percent of the labor migrants are unable to read and write, 21 percent labor migrants can only read, 25 percent have got primary level education and 11 percent of labor migrants are got above than primary level education. Non of the migrants is SLC passed.
- Most of the labour migrants are married. Of the total study migrants 67 percent migrant workers are married. Mainly married people are forced to go to India in search of work to earn money. They have big responsibility towards their family.
- Different pull factors are there that why almost all the villagers make India as their destination of labor migration. Main factors that pull the villagers to India are opportunities of unskilled work, Network of Friends and Relatives, Free Border, Gorkhali's good Image, Low Investment and language and cultural similarity.
- Labor migration has played very significant role in the labor migrants' household economy. Only 41 percent households have few temporary sources of income but 59 percent of the households have no any sources of income.

Labor migration to India is the main source of income for above than 80 percent of the migrant households.

- Each labor migrant household receives remittance in range of 5000-40,000 Nepalese currency in a season. They use this money in food, clothes, children's education, paying loan. They fulfill their daily needs and other problems by earn money from labor migration. The remittance received form labor migration has very good impact in the labor migrants household economy.
- Village community is getting both impacts positive and negative form labor migration which has made easy to solve immediate needs and problems of the community. Almost all the labor migrant household have invested earned money in education. People in the community have become aware and clever practically learning from out world. These are the positive impacts in the community.

On the other-hand absence of youths and male people in the village, in ritual and social activities, enter of bad habits like drinking, smoking and gambling, fear of HIV/AIDS transmission to labor migrants, increasing nature of cheating others, indifference nature of labor migrants are the negative impacts of labor migration in the village community.

### **8.3 Conclusion**

The income from labor migration to India is a undeniable significant component of village economy. Majority of the households in the village could not satisfy their needs locally. They have no completely food security in the sense of access to safe and nutritious food. Agriculture alone can not sustain rural livelihood. Subsistence farming in the village is insufficient to meet the major causes of food insecurity in the village. The livelihood of the village people can not totally rely on agriculture. Household economy comprises diverse sources of income. Poor agriculture production and lack of off-farm and non-farm Employment in the village have forced the village people to go to India in order to send back remittances for their families. Foreign labor migration has been an important economic option to maintain sustenance. Remittance contributes to fulfill immediate food and family

requirements. Remittances always supplement farm income in the village. Hence, labor migration to India is not for accumulation for wealth but for their simple survival. It is seasonal migration. In which they don't like to abandon their places of origin but like to cope with foreign labor migration. the attachment to their family is always primary. Remittance contributes to increase the access to other livelihood assets. In this respect, people of the study are socialized to be familiar with labor migration to India.

#### **8.4 Recommendation**

Since emigration from Nepal is not a new phenomenon, it has highly increased after 1990's. Past 90s economic liberalization and globalization not only opened avenues of foreign employment but also brought diversification in the nature of jobs, which helped in attracting migrant workers from poor and developing countries.

There seems not a single sector, which has not been affected by ongoing conflict in the last ten years. The prevailing employment opportunities are vanishing and new employment opportunities are being difficult to create. In this situation foreign employment has become a milking cow for Nepalese economy. The huge number of migrants has been playing a crucial role I Nepalese economy by sending a huge amount of remittances annually. But a proper care has not been given on the protection of rights of migrants and their skill and capacity development. First of all there is an urgent need to have a mechanism that can ensure equal and perk to the Nepalese migrant's workers at par with other migrants who are getting better facilities for the same job.

In spite of that, foreign employment is not a long-term solution of the unemployment problem. Though demand for Nepali workers seems to be satisfactory in India, the fear is that it will not prevail long Indian employment is a temporary phenomenon. Therefore the task lies in finding employment opportunities for the people in their own country. For this, the government of Nepal should derive attention in uplifting the village economy. For this, the following recommendations are forwarded.

**i)** To provide employment opportunities to the villagers within their own country, small scale and domestic industries should be established in the rural area through which flow of emigration would be minimized.

**ii)** Migrants' earning should be mobilized for production purposes. Their remittances should be used in the field of agriculture, agro based industries and cottage and small industries. It will ensure not only profitable income from the investment, employment to large section of population can also be provided.

**iii)** Agriculture still seems to play a dominant role on rural economy. Therefore, it is recommended that there needs to be an implementation of intensive agriculture programme emphasizing horticulture and animal husbandry. Though land is limited, observation shows that agriculture is neglected mostly in upper parts of the VDC. Emigration seems to be more intense with the small size landholding people. Furthermore, even if agriculture is improved, migration may not be checked. Intensification of agriculture may help these people who have little land.

**iv)** For a rural economy 2.2 percent population growth per annum is a challenging issue because resources are scarce. Therefore, attention should be given in controlling population.

## REFERENCES

- Bista, Khem B. 1977. *Migration in Nepal: A Case Study of Far Western Development Region*, CEDA, T.U. Kirtipur, Kathmandu.
- Boyd, M. 1989. Family and Personal Networks in International Migration: Recent Developments and New Agendas. *International Migration Review*, Vol. (3) 638-670.
- CBS/NPC/GON, 2003. *Nepal Living Standard Survey 2003 /04*, .2 Kathmndu; Central Bureau of Statistic, National Planning Commission Secretariat, Government of Nepal.
- Chandra Prasad Chaurasia 1978. *Migration of Labour in Nepal: It s Causes and Consequences*, Unpublished M.A,. Dissertation, Central Department of Commerce, T.U. Kirtipur.
- Chettri, R.B. 1987. *Migration, Adaptation and Socio–Cultural Change: The Case the Thakali in Pokhara*, Occasional Paper in Sociology/ Anthropology, Vol 1:43.68
- Czarnecka, Pfaff, Joanna, 1991. *To be Masters of Distance: State Middleman and Riddles of Transportation in the District of Bajhang, Nepal*. *Ethnologie in Widerstreit: Kontroversen Uber Macht, Geschaft, Geschlecht in Fremden Kulturen* Edited by Eberhand Berg, Jutta Lauth and Andreas Wimmer, Munchen: Trickster.
- Dahal, Dilli, R.and Mishra, 1987. *Nepali Emigrants in India CNAS Forum*, Current Issue, No. 4, CNAS, T.U.
- Dahal, et.al, 1977. *Land and Migration in the Far Western Nepal*, Kathmandu Insitute of Nepal and Asian Studies. T.U.
- Dixit, K.M. 1977. *Lowly Labor in the Low Land*, Himal South Asian, Vol. 10 (1). 10-18
- Dixit, K.M. 1997. *Lowly Labour Migration in the Low Land*, Himal South Asia, Vol. 10.

- Fawcett, J.T. 1989. Networks, linkages and Migration Systems, *International migration Review*, Vol. 23 (3): 671-680.
- Garner, E. 2003. *Migration and Sustainable Development in Nepal. Carpet Workers in the Kathmandu Valley*. In Manfred Domroes (ed). *Translating Development: The Social Science Press*.
- Garner, E. and Gurung, G, 2003. *Arab ko Lahure: Looking at Nepali Labor Migrants to Arabian Countries Contributions to Nepalese Studies*. vol. 30(2).295-325.
- Gautam, R. 1999. *Labor Migration to India A Case Study from Kandebash VDC, Baglung*, Unpublished M.A Thesis, Central Department of Sociology and Anthropology, T.U. Kirtipur.
- Gurung, H.B. 1984. *Internal and International Migration in Nepal*. Material Planning Commission on Population 1984, Kathmandu, Nepal.
- Janawali, D. 2004. *Rural urban Interaction : A Geographical Perspective*, Kathmandu Student Books Publisher and Distributor.
- K.C, Bal Kumar 1998. *International Migration in Nepal: A Situational Analysis*, Kathmandu, CDPS, T.U.
- K.C. Balkumar, 1995. *Urbanization and Migration in Nepal*, Population and Development in Nepal , vol.3:11-28
- Kansakar, V.B.S. 1974. *Population Change in Nepal:A Study of Mobility During 1911-1961*. Unpublished Ph. D. Thesis in Geography, Patna University, Patna.
- Kansakar, V.B.S. 1982. *Emigration, Remittances and Rural Development*, Tribhuvan University, CEDA, Nepal.
- Kansakar, V.B.S. 1984. *Indio-Nepal Migration: Problem and Prospects*. Contribution to Nepalese Studies.
- Kansakar, V.B.S. 2001. *India-Nepal Open Border: The Nature Patterns and Social Culture Implication*, Kathmandu, Institute of Foreign Affairs.
- Khadka R.B. 1979. *Emigration in Nepal; a Micro Level Study of Bayalpata Village Panchayat*, Achham Unpublished M.A. Thesis Central Department of Economic, T.U., Kirtipur.

- Khadka, R.B. 1979. *Emigration in Nepal; A Micro Level Study of Bayalapta Village Panchayat, Achham*, Unpublished, M.A. Dissertation, Central Department of Economic, T.U. Kathmandu.
- Lee, E.S. (1966): *A Theory of Migration*, Demography, Vol. 3 (1): 7-13.
- Lewellen, Ted. C. 2002. *The Anthropology of Globalization: Cultural Anthropology Enters the 21st Century*. London: Bergin and Garvey.
- Massey, D.S. et al., 1993. *Theories of International Migration: A Review and Appraisal*, Population and Development Review, Vol.19 (3). 461-466.
- Mc Dougal, C. 1968. *Village and House Hold Economy in Far Western Nepal*. Kathmandu: Tribhuvan University.
- McDougal, Charles, 1968. *Village and Household Survey in Far Western Nepal*, CNAS, Kathmandu. T.U. Kirtipur.
- Michael J. Piore, 1979. *Birds of Passage: Migrant labor in Industrial Societies*, Cambridge: Cambridge University Press.
- Peterson, W. 1975. *Population*, New York: Macmillan.
- Pokhrel, B. 2000. *An Analysis of the Rural Poverty: Occasional Paper in Sociology/ Anthropology*, Vol. 6 63-73
- R.P Gyanwali 2001. *Socio-Economic Aspect of Emigration: A Case Study of Baletaksar VDC of Gulmi District*, Unpublished M.S. Dissertation of Sociology, T.U, Kirtipur, , p. 58.
- Rana, T. S. and Yadav S. Thapa, 1974. *Population Migration, Nature and Scope in Upadhy D.C. and Abueva, J.V. (eds) Population and Development in Nepal*. CEDA, Kathmandu.
- Ravenstein, E.H. 1895. *The Law of Migration*, Journal of Royal Statistical Society, Vol. 49:241-305.
- Seddon, D. and Gurung. 2001. *The New Lahure: Foreign Employment and Remittance Economy of Nepal*. NIDS, Kathmandu.
- Seddon. D, Adhikari, J.and Gurung, G. 2001. *The New Lahures: Labor Migration and the Remittance Economy of Nepal*, Kathmandu: Nepal Institute of Development Studies.

- Shrestha, N.R. 2001. *The Political Economy of Land, Landlessness and Migration in Nepal*. New Delhi: Nirala Publications.
- Subedi, B.P. (1999). *An Antrop-geographic Approach to Territorial Mobility: Examples From Inside a Rural Nepali Community*. In Ram B. Chhetri and Om Pd. Gurung (eds.) *Anthropology and Sociology of Nepal*, pp. 122-150, Kathmandu: Soziological and Anthropological society of Nepal (SASON).
- Subedi, B.P. 1991. *International Migration in Nepal Towards an Analytical Framework*, *Contribution of Nepalese Studies*, Vol.18(1). 83-102.
- Thieme, Susan and Ulrike Muller-Boker, 1991. *Financial Self-Help Associations Among Far West Nepalese Labour Migrants in Delhi, India*, *Asian and Pacific Migration Journal*. Vol. 3.1 No. 3.
- Todaro, M.P. 1982. *Economic for Developing World* London Longman.
- Weiner, M. 1973. *Political Demography of Nepal*, *Asian Survey*, Vol. 13, No. 6 p. 617-630.
- World Bank, 1998. *Poverty in Nepal: At Turn of the Twenty First Centuary*. Kathmandu: World Bank.
- Wyss, S. 2003. *Organization and Finance of International Labour Migration: A Case Study of Sainik Basti, Western Nepal*. Master Degree Thesis, Submitted to the University of Zurich, Department of Geography, Development Study Group.
- Yamanaka, K. 2000. *Nepalese Labour Migration to Japan: From Global Warriors to Global Workers*, *Ethnic and Racial Studies* Vol.23:62-93.

**Appendix-1**  
**QUESTIONNAIRE FOR HOUSEHOLD SURVEY**  
**Questionnaire for emigrants returned back the home**

1. Name :

.....

2. Address :

District :.....VDC :.....Ward:.....

3. Sex : Male ( ) Female ( )

4. Age : .....

5. Qualifications :

a) Illiterate ( ) c) S.L.C. ( )

d) Above S.L.C. ( ) d) Literate ( )

6. Marital : Married ( ) Unmarried ( )

7. How many children do you have? If married...

.....

8. How many members are there in your family?

.....

9. Livestock

Type	Own	Given others	Total
Cow			
Buffalo			
Goat			
Hen			

10. State of agriculture

Agriculture production	Paddy	Wheat	Maize	Mustard	Potato
Unit in Quintal					

11. Food sufficiency condition by means of agriculture production.

a) Deficit ( ) b) Sufficient ( )

12. Food availability

a) Surplus ( ) b) Sufficient ( ) c) Deficit ( )

13. When did you go India for the first time?

.....

14. Specially, in which season do you go there?

.....

15. How long do you stay there?

.....

16. How long do you stay at home?

.....

17. What Type of job did you get there?

a) Security guard ( ) b) Factory worker ( )

b) Agricultural work ( ) c) Other Specify .....

18. What were the reasons to leave the village?

a) Landlessness ( ) b) Indebtedness ( )

c) Unemployment ( ) d) Family pressure ( )

e) Lack of case ( ) f) Other specify.....

19. Why did you choose the country?  
 a) Easy entry and exit ( )      b) Less costly ( )  
 c) Higher wage ( )      d) Easy availability of work ( )
20. Did you get the job immediately you reached there?  
 a) Yes ( )      b) No ( )  
 if no, how long did you wait? .....
21. How much was your salary amount per month?  
 (In NPR).....
22. What is your family income source other than from India?  
 a) Agriculture ( )      b) Livestock ( )  
 c) Business ( )      d) Other specify ( )
23. Can the family sustain from this source? Yes ( ) No ( )  
 If no, what is the alternative source of income?  
 .....
24. How much money did you save from India?  
 .....
25. Have you made any investment from your saving?  
 Yes ( )      No ( )  
 If yes, in which sector?  
 a) Bought a new house ( )      b) Bought lands ( )  
 c) Run new business ( )  
 Where?  
 a) In another part of same VDC ( )  
 b) In another VDC of same district ( )  
 c) In some urban area ( )  
 d) In own my home shop ( )
26. Do you have any plan to leave your original residence for-ever?  
 Yes ( )      No ( )  
 If yes, why?  
 a) It lacked securities ( )  
 b) Remote and underdeveloped area ( )  
 c) No possibility for the betterment of life ( )
27. Are you going India again?      Yes ( )      No ( )  
 If yes, why?  
 a) Nice job ( )  
 b) Calling the company ( )  
 c) Other specify .....
- If no, why?  
 a) I will run my own business ( )  
 b) I should look after my family( )  
 c) I have bad health( )
28. What are your suggestions to those who are willing to go India?  
 .....  
 .....  
 .....

## ANNEX I

### **Name List of Informants**

1. Harka Bahadur Damai
2. Khadak Bahadur Giri
3. Lila Ram Giri
4. Karan Bahadur Thapa
5. Bam Bahadur Thapa
6. Man Bahadur Thapa
7. Deepak Giri
8. Yam Bahadur Magar
9. Shankar Singh Budha
10. Prem Bahadur Rokaya
11. Chandra Bahadur Gaha
12. Bharat Khadka
13. Bikash Sunar
14. Padam Bahadur Dhama
15. Ganesh Bahadur Kasera
16. Papu Gurung
17. Pawan Gurung
18. Ramesh Sunar
19. Ram Bahadur Rokaya
20. Bijaya Sunar
21. Hari Bahadur Sunar
22. Mahesh Rana
23. Tulsing Magar
24. Dev Bahadur Rana
25. Tekchan Sunar
26. Rajkumar Sunar
27. Deepak Kami
28. Roshan Kami
29. Ram Bahadur Sunar
30. Suraj Sunar

31. Pal Bahadur Thapa
32. Ashok Magar
33. Chabilal Rokaya
34. Bal Bahadur Thakuri
35. Sarbajit Thakuri
36. Harimaya Singh
37. Kamala Malla
38. Hem Bahadur Malla
39. Bishnu Kumari Chand
40. Ganesh Chand
41. Man Bahadur Shahi
42. Om Bahadur Batala
43. Keshab KC
44. Hari Bahadur Hamal
45. Narayan Shahi
46. Tapan kumar Shahi
47. Netra Bahadur Batala
48. Sita Malla
49. Dila Singh
50. Bhagawati Bista
51. Tularam Batala
52. Bhim Bahadur Sunar
53. Tirtha KC
54. Indra Bahadur Sunar
55. Hari Gautam
56. Tek Bahadur Bista
57. Tek Bahadur Bista
58. Sumitra Singh
59. Padam Bahadur Kami
60. Dil Bahadur Bista
61. Puja Oli
62. Sharada Sharma

63. Govind Nepali
64. Dil Bahadur Nepali
65. Sita Nepali
66. Ram Bahadur Nepali
67. Krishna Kami
68. Devi Gharti
69. Kalu Nepali
70. Tula Kami
71. Dilli Bahadur Sunar
72. Prakash Koirala
73. Narayan Tiwari
74. Hari Raj Koirala
75. Priya Shahi
76. Nanda Bahadur Pun
77. Rambir Pun
78. Raghubir Pun
79. Saroj KC
80. Srijana Kami
81. Sukmaya Sunar

