



CAPITAL STRUCTURE OF MANUFACTURING COMPANIES IN NEPAL




A Thesis Submitted to:

Office of the Dean
The Faculty of Management
Tribhuvan University



By:

Dhal Bahadur Khadka
Saptagandaki Multiple Campus
Bharatpur, Chitwan, Nepal
T.U. Regd. No.: 7-2-240-221-2003
Symbol No.: 770



In Partial Fulfillment of the Requirement of the Degree of
Master of Business Studies (MBS)

Chitwan, Nepal
February, 2011

RECOMMENDATION LETTER

This is to certify that the thesis

Submitted by

Dhal Bahadur Khadka

Entitled

"CAPITAL STRUCTURE OF MANUFACTURING COMPANIES IN NEPAL"

Has been prepared as approved by this Department in the prescribed format of Faculty of management. This thesis is in the form as required by the faculty of management, Tribhuvan University. It is forward for examination.

.....
Supervisor Head of Department Head, Research Committee Campus Chief

Date :

VIVA -VOCE SHEET

We have conducted the viva-voce examination of the thesis

Presented by

Dhal Bahadur Khadka

Entitled

"CAPITAL STRUCTURE OF MANUFACTURING COMPANIES IN NEPAL"

And found the thesis to be the original work of the student written according to the prescribed format. We recommend the thesis to be accepted as partial fulfillment of the requirement for Master's Degree in Business Studies (MBS)

VIVA -VOCE COMMITTEE

Chairperson, Research Committee

Member (Thesis Advisor)

Member (External Expert)

Date :

ACKNOWLEDGEMENT

Valuable outcomes are possible after a great challenge and efforts. I feel immense pleasure in completing the research work.

This study on "**CAPITAL STRUCTURE OF MANUFACTURING COMPANIES IN NEPAL**" has been prepared to fulfill the particular requirement of the MBS program. I am greatly thankful to the all authors and researcher who have contributed to the area of my research. I further hope that I have interpreted their view and expression properly

I would like to express my sincere gratitude to my supervisor Mr. Kapil Dev Subedi for his admirable co-operation and inspirable guidance. His precious suggestion and remarkable co-operation made this study simple and possible.

I would like to thanks to my friends Mr. Anjan Dawadi, Mrs. Arati Bhattarai, Mrs. Anila Shrestha, Miss. Ambu Joshi, Mr. Ujwal Prajapati, Mr. Umakant Tripathi, Mr. Kamal Prasad Paudel, Mr. Manish Kumar Karna, Mr. Subash Aryal. Whose valuable suggestion and co-operation added strength to write this thesis. Thanks also go to chairperson of Nepal Lube Oil Ltd., Dabur Nepal Pvt. Ltd. & Unilever Nepal Ltd. who provides formal and informal information and data of the company.

Finally, I express my sincere gratitude to my grandfather Chandra Bahadur Khadka, father Ram Bahadur Khadka, mother Rita Kumari Khadka and my wife Manisha Niraula (Khadka) who help me in developing my career, my sister Kalpana, my brother Krisham and son Creeman for supporting for this job. At last, I thank Hari Prasad Sharma (Subedi) for prompt computerizing and typing and all the staffs of Department of Management, Library Department of Saptagandaki Multiple Campus for their kind co-operation in completing this research.

.....

Dhal Bahadur Khadka

DECLARATION

I, hereby, declare that the work reported in this thesis entitled "**CAPITAL STRUCTURE OF MANUFACTURING COMPANIES IN NEPAL**" submitted to Office of the Dean, Faculty of Management, Tribhuvan University, is my original work done in the form of partial fulfillment of the requirement for the Degree of Master of Business Studies (M.B.S.) under the supervisor and guidance of Mr. Kapil Dev Subedi Saptagandaki Multiple Campus, Bharatpur, Chitwan.

(.....)

Dhal Bahadur Khadka

Saptagandaki Multiple Campus

Symbol No. : 770

TABLE OF CONTENTS

	Page No.
RECOMMENDATION	
VIVA-VOCE SHEET	
ACKNOWLEDGEMENT	
DECLARATION	
TABLE OF CONTENTS.....	
LIST OF TABLES	
LIST OF FIGURES.....	
ABBREVIATION	
CHAPTER - I INTRODUCTION	1-14
1.1 Background of the Study.....	1
1.2 Historical development of industry in Nepal.....	5
1.3 Focus of the Study.....	8
1.4 Statement of the Problem.....	9
1.5 Objectives of the Study.....	11
1.6 Significance of the Study.....	11
1.7 Limitation of the Study.....	12
1.8 Organization Of The Study.....	13
CHAPTER - II - REVIEW OF LITERATURE	15-56
2.1. Introduction.....	15
2.2 Conceptual Framework.....	15
2.2.1. Concept of Capital Structure	15
2.2.2. The Optimal Capital Structure.....	19
2.2.3. Factors Affecting Capital Structure.....	21
2.2.4. Assumptions and Definitions of Capital Structure.....	22
2.2.5. Business and Financial Risk.....	24
2.2.6 Theories of Capital Structure.....	30
2.2.7 Approaches to Established Appropriate Capital Structure.....	46
2.3. Review of Related Studies.....	50
2.4 Research Gap.....	55
CHAPTER - III -RESEARCH METHODOLOGY	57-65
3.1 Introduction.....	57
3.2 Research Design.....	57
3.3 Population and Sample.....	58

3.4	Source of Data.....	59
3.5	Analytical Tools.....	59
3.5.1	Financial Tool.....	59
3.5.2	Statistical Tool.....	63

CHAPTER - IV-PRESENTATION AND ANALYSIS OF DATA 66-101

4.1	Introduction.....	66
4.2	Ratio Analysis.....	67
4.2.1	Analysis of Debt Equity Ratio.....	67
4.2.2	Analysis of Total Debt to Total Assets Ratio.....	71
4.2.3	Analysis of Long Term Debt to Total Debt Ratio.....	74
4.2.4	Analysis of long Term Debt to Capital Employed Ratio.....	77
4.2.5	Analysis of Interest Coverage Ratio.....	80
4.2.6	Analysis of Return on Shareholders' Equity.....	83
4.2.7	Analysis of Proprietary Ratio.....	85
4.3	Correlation Analysis.....	88
4.3.1	Correlation coefficient between ROE & Debt Ratio.....	89
4.3.2	Correlation coefficient between ROE & D/E Ratio.....	90
4.3.3	Correlation coefficient between ROA & Debt Ratio.....	91
4.3.4	Correlation coefficient between NP & LTD.....	92
4.3.5	Correlation coefficient between NP & TD.....	93
4.4	Regression Analysis.....	94
4.4.1	Regression Analysis of Return on Equity on Debt ratio.....	94
4.4.2	Regression Analysis of Return on Equity on Debt Equity Ratio.....	95
4.4.3	Regression Analysis of Return on Assets on Debt Ratio.....	96
4.4.4	Regression Analysis of Net Profit on Long-term Debt.....	97
4.4.5	Regression Analysis of Net Profit on Total Debt.....	98
4.5	Major Findings of the Study.....	99

CHAPTER - V - SUMMARY, CONCLUSION AND RECOMMENDATION 102-111

5.1	Introduction.....	102
5.2	Summary.....	102
5.3	Conclusion.....	107
5.4	Recommendation.....	107
	Bibliography	109
	Appendix	

LIST OF TABLES

Table No.	Title	Page No.
4.1	Analysis of Debt-Equity Ratio	68
4.2	Analysis of Total Debt to Total Assets (TD/TA)	72
4.3	Analysis of Long Term Debt to Total Debt Ratio (LTD/TD)	75
4.4	Analysis of Long-term Debt to Capital Employed Ratio	78
4.5	Analysis of Interest Coverage Ratio (I/C Ratio)	81
4.6	Analysis of Return on Shareholders' equity	83
4.7	Analysis of Property Ratio	86
4.8	Correlation coefficient between ROE and Debt Ratio	89
4.9	Correlation coefficient between ROE and D/E Ratio	90
4.10	Correlation coefficient between ROA and Debt Ratio	91
4.11	Correlation coefficient between Net Profit and Long-term Debt	92
4.12	Correlation coefficient between Net Profit and Total Debt	93
4.13	Regression Analysis of Return on Equity on Debt ratio	94
4.14	Regression Analysis of Return on Equity on Debt Equity Ratio	95
4.15	Regression Analysis of Return on Assets on Debt Ratio	96
4.16	Regression Analysis of Net Profit on Long-term Debt	97
4.17	Regression Analysis of Net Profit on Total Debt	98

LIST OF FIGURES

Figure No.	Title	Page No.
2.1	Combinations of Capital Structure	18
2.2	The Capital Structure Decision	20
2.3	The effect of leverage on cost of capital under NI approach	32
2.4	The market value under NI approach	32
2.5	The effect of leverage cost of capital under NOI approach	34
2.6	The market value on under NOI approach	34
2.7	Effect of leverage on cost of capital under traditional theory	37
4.1	Line diagram of Analysis of Debt-Equity Ratio	68
4.2	Line diagram of Analysis of Total Debt to Total Assets	72
4.3	Line diagram of Analysis of Long Term Debt to Total Debt Ratio	75
4.4	Line diagram of Analysis of Long-term Debt to Capital Employed Ratio	78
4.5	Line diagram of Analysis of Interest Coverage Ratio	81
4.6	Line diagram of Analysis of Return on Shareholders' equity	84
4.7	Line diagram of Analysis of Property Ratio	86

ABBREVIATIONS

B.S.	Bikram Sambat
C.V.	Coefficient of Variation
C/E Ratio	Capital Employed Ratio
D/E Ratio	Debt Equity Ratio
DCL	Degree of Combined Leverage
DFL	Degree of Financial Leverage
DNPL	Dabur Nepal Private Limited
DOL	Degree of Operating Leverage
DPS	Dividend per Share
EAT	Earning After Tax
EBIT	Earning Before Interest and Tax
EBT	Earning Before Tax
EPS	Earning per Share
FY	Fiscal Year
GDP	Gross Domestic Production
I	Interest
I/C Ratio	Interest Coverage Ratio
Kd	Cost of Debt
Ke	Cost of Equity
Ko	Overall Cost of Capital
Ltd	Limited
LTD	Long-term Debt
MM	Modigliani – Miller
MPS	Market Price per Share
NEPSE	Nepal Stock Exchange
NI	Net Income
NIA	Net Income Approach

NLOL	Nepal Lube Oil Limited.
NOI	Net Operating Income Approach
NP	Net Profit
NPAT	Net Profit after Tax
P/E Ratio	Price Earning Ratio
r	Correlation Coefficient
ROA	Return on Assets
ROE	Return on Equity
ROIC	Return on Invested Capital
ROSHE	Return on Shareholders' Equity
Rs	Rupees
S.D.	Standard Deviation
T	Tax
TA	Total Assets
TD	Total Debt
UNL	Unilever Nepal Limited
V	Total Market Value of the Firm