

CHAPTER-I

INTRODUCTION

1.1 Background of the Study

According to a new study by the Kinsey Institute for Higher Sexication people don't agreeon what the term "had sex" means. Well grab a seat because we listened to salt N'pepa and were gonna talk about sex.

Which study mention it, 97 percent of people agree that when a penis goes into a vagina then "sex"- that thing that we have spent so much waged so many wars and sweated so many hours in the gym to attain has occurred.

The study concludes that there is a disagreement about what constitutes "having sex" we have confusion. So we are going to break it down for you "Having sex" mean any consensual behaviors between two or more individuals involving genital contact and bodily penelvation.

The sum of the structural, functional and behavioral characteristics of organisms that are involved in reproduction marked by the union of gametes and that distinguish males and females (merrian.webstarar.com).

Sexuality is a psychophysical energy. Sigmund Freud termed the sex as a natural phenomenon. It cannot be stopped by social rule and cannot be prohibited. If the society attempted to prohibit sex it may bring dire consequences in the sexuality. So it should be regulated rather than prohibited in the society (Maharjan S.K. 2065).

Sexual harassment is unwelcome- attention of the sexual nature and is a farm of a legal and social harassment. It includes range of behaviors from seemingly transgression and annoyance to actual abuses of sexual assault (Dziech, B.W. and Weiner L.1990).

Unwelcome sexual advances requests for sexual employment instruction evaluation benefits or other opportunities. When such conduct interprets with an individual's

performance or contributes to an intimidating hostile or offensive environment (EECO, 2005).

Sexual harassment is all about expression of male power over female that sustain patriarchal relations. It is used to remind women of their vulnerability and lower status. In a society where violence against women both subtle and direct is borne out of the patriarchal values operating in the society force women's conformity to gendered roles. These patriarchal values and attitudes of both men and women pose the greatest challenge in resolution and prevention of sexual harassment.

The sexual harassment is any unsolicited conduct of a sexual nature that creates uncomfortable learning environment for recipient. It includes ranges of uninvited behavior of a sexual nature i.e. mild transgression and annoyance to serious abuses which may be even forced to sexual activity that is offensive embarrassing intimidating or humiliating and may affect students' attitude and students study (Dhakal ,G.K. 2008).

In several places women are facing sexual harassment that is social institute cinema hall, market and other different work places. This type of sexual harassment on women puts great affect for e.g. mental, Physical, emotional, psychological state of the victim. Besides these problems they might lose interest to their works drop out from the education institutions which affects their normal lives.

When we talk about sexual harassment in education institutions the girls have been facing various difficult situations. Due to the sexual harassment they are compelled to drop out from the educational institutions and though they continue their study they can not get expected result. It is against human rights Education is the primary rights. Education is the primary rights of the people but most of the women/girls are deprived of this right though they get opportunity of education they have been experiencing sexual harassment. They can not protest openly due to their own culture and tradition. Whistling intending tease female students hitting with rolled papers vulgar writing on the walls of the toilet, on their notes books are some of the forms of sexual violence that occur in the education institutions. The female

students are compelled to face such harassment as they cannot protest such activities openly. So there should be environment to protest such activities openly (Own view).

The term sexual harassment was used 1973 by Dr. Mary Rowe in a report to the then president and chancellor of MIT about various forms of gender issues. (See Saturn's Rings, 1974). Rowe has stated that she believes she was not the first to use the term, since sexual harassment was being discussed in women's groups in Massachusetts in the early 1970s but that MIT may have been the first or one of the first large organizations to discuss the topic in the MIT Academic council and to develop relevant policies and procedures. MIT at the time also recognized the injuries caused by racial harassment of women of color which may be both racial and sexual.

In the book *In our time Memoir of a Revolution* (1999), Journalist Susan Brown miller quotes the Cornell activities who in (1975) thought they had coined the term sexual harassment: Eight of us were sitting in an office brains terming about what we were going to write on posters for our speak-out we were referring to if as sexual intimidation sexual coercion, sexual exploitation on the job. None of those names seemed quite right. We wanted something that embraced a whole range of subtle and unsubtle persistent behaviors. Some body came up with harassment' 'sexual harassment' instantly we agreed. That's what it was these activists Lin Farley, Susan Meyer, and Karen Sauvigne went on to form working women's Institute which, along with the Alliance Against sexual coercion founded in (1976) by Freada Klein, Lynn Wehrli, and Elizabeth Cohn Stunts were among the pioneer organizations to bring sexual harassment to public attention in the late 1970s (en.wikipedia.org).

When someone is forced to do sexual activities against her will that is known as sexual abuse. Rape forcing sex in front of others unwanted sexual acts this kinds of violence includes mentally and physical torture, verbal abuse, harassment in education institute threatening by letter and telephone which compels one to commit suicide dominating or embarrassing in front of other restriction to go out to study(Ojha 2004).

Sexual harassment is common at every stage of education verbal and physical harassment begins in elementary school and out of 5 children experience some forms of sexual harassment or bullying. Eight out of 10 experiences this at some point in their school lives, and roughly 28 percent will experience this often Girls are more

likely to use and experience verbal and psychological harassment and bullying. Six out of 10 experience physical sexual harassment.

Sexual harassment is also common in higher education. In the report Card on Gender Equity the NCWGE report that 30 percent of undergraduate students and 40 percent of graduate students have been sexually harassed.

Certainly much of the sexually harassing behavior is student- on - student. In the Report Card the NCWGE reported that, of student's who have been sexually harassed 90 were harassed by other students. And in their 2006 report on sexually harassment in higher education, the AAUW reported that (80%) of students sexually harassed were targeted by other students.

There are various examples peer harassment in the educational institutions. Among them sexual comments, jokes or looks, writing vulgar words on the wall or locker room, showing sexual pictures are some of the forms of sexual harassment. Similarly touching grabbing, pinching in a sexual way, spying while they are dressing, pulling someone's clothes down or of in blocking somebody's way in a sexual way or other typical examples of sexual harassment that occur in the education institutions.

(www.sexualharassment.org)

As per the conduct there are various kinds of harassment such as verbal, visual, physical, and psychological and so on. There are a lot of examples of verbal or written harassment. Some of them are comments about clothing, personal behavior, or a person's body, sex based Jokes, sexual innuendoes telling rumors about a person's personal or sexual life etc. Assaulting impeding or blocking movement inappropriate touching of a person hugging, patting stroking comes under physical types of sexual harassment while looking up and down a person's body derogatory gestures or facial expression of a sexual nature falls under non-verbal types of sexual harassment and drawing pictures, posters of sexual nature of sexual nature, keeping screen sever or sending e-mail of this types of nature comes under visual type.

(www.sexualharassment.org)

In Nepal gender specific violence against woman occurs across all strata of society (SAATHIS, 1997) confirms that violence against women are more overt forms of

violence such as sexual violence that include rape marital rape, custodial rape ganged rape incest, pubic stripping, harassment through language gesture and/or touch (eve teasing trafficking and forced prostitution or the more covert forms through verbal and psychological been validated as being very high. Existence of mental and emotional torture was reported by (93%) of the total respondents and beating was also identified as the most common form of psychological violence against women and girls 82% in Nepal followed by rape (30%) and forced prostitution (28%) (SAATHI 1997). While Nepali society (as well as most of the south Asian) upholds the 'chastity' and 'Virginity' of a family. Many of our mothers, sister-in-laws, elders and younger sister still feel pride in preserving the old tradition and beliefs. But many of these traditional conservation beliefs and practices hinder women's development. For example menstruation in neither a curse nor a sin but is unfortunately still considered in many parts of our country. "chhaurpadi" system is widely practiced in the hilly district of far western Nepal. In 2001, CWIN recorded total of 223 cases of rape of women and children. Among these cases 174 or 78% of children were below 16 years of age. Some of the incidents were of brutal rape of children below 10years of age (www.acr.hrschool.org).

Sushila, Giri (2005), found in her study Violence against Girls and Women that 73 percent of the responded agreed ever being of the responded victim but by cross checking the filled questionnaires it was concluded that 96.4 percent of respondents are victimized. She also mentioned male teachers victimize 32.4 percent pf victims 29.4 percent are victimized by staff and 6 percent are victimized by female teacher at some point of their school life. Among victim respondents 71.4 percent are neglected 17.1 percent are verbally assaulted and 5.7 percent are sexually harassed. In the name of tradition/culture 70.2 percent of respondents are found to be victimized. All of the respondents were from the age group 16 to 24 year.

1.2 Statement of the Problem

In Nepal women represent over half of the human resource but yet are recognized as second-class citizens. They have no power of decision making. Ironically more then half of the total population of women is illiterate while they hold the triple work responsibility of house holding employment and reproduction. They still can not even make their own decisions in reproduction and health in most of the cases.

Girls and women of all age, classes, races, and castes, religious suffered from sexual harassment in every aspect of life. They are ignored and neglected. In the context of education, nutritious food allocation, decision making freedom, independency and employment they have far less opportunities in the society and in the country overall. The literacy rate is 42.5 percent which seems low in comparison to the males' literacy rate which is 65.1 percent. The accessibility of female population in higher education is even low. Girls get less priority in education than boys. Girls students go to school, collages after finishing their dally household works. Girls are recognized and treated as others' property since their childhood and are treated likewise rather then giving them opportunity and making them academically well.

There are many issues inside the sexual harassment and problem exists every where but nature of problem may differ as per the perceptions, attitude. The type or incidents are usually under reported or unreported by the victims due to the fear of loosing there job and fear of social including other reasons.

According to U.S Equal Employment Opportunity Commission nearly 40 to 50 percent American working women are victimized by sexual verbal activities. According to another research 40-50 European women are facing different types on the basis of brief study about sexual harassment nearly 55 percent of women are facing different types of sexual verbal activities (EEOC, 2005).

The female students have been facing sexual harassment in various forms in the education institution during their study periods. I select this research title to find out weather the female students studying in Dhankuta Multiple College are facing sexual harassment or not and if they are facing sexual harassment it's effect in their study, physical and psychological state. And this topic aims to suggest necessary action to the campus administration to minimize sexual harassment in the campus.

I will want find out situation of sexual harassment in dhankuta multiple campus. The study area was also virgin area for research so I choose the topic:"Situation Analysis of Sexual Harassment in dhankuta multiple campus.

1.3 Objectives of the Study

The general objective of this study will to examine the knowledge and experience of sexual harassment. However, the study has aimed to bring out the following specific objective:

1.3.1 To find out the status of sexual harassment face by the female students in Dhankuta Multiple Campus

1.3.2 To identify the psychological, physical and educational effect of the sexual harassment among the female students in Dhankuta Multiple Campus.

1.4 Significance of the Study

The significance of the study will be followings.

1.4.1 It will be useful to anybody to know about the sexual harassment experienced by female students.

1.4.2 It will be helpful to contribute the knowledge development for the stakeholder about different types of sexual harassment that occur in the education institutions.

1.4.3 It will be helpful to the administrators of the education institutions to form rule to prevent and minimize sexual harassment incidence in education institutions.

1.4.4 It will be helpful to the qualitative researcher to explore the lives experience of sexually harassed women.

1.5 Delimitation of the Study

Due to the lack of sufficient time, financial constraints and the rigorous time schedule the study will be limited in the following points.

1.5.1 This study conducted only in Dhankuta Multiple Campus, so it will be generalized in all the educations institutions across the country.

1.5.2 The study only limited to the female students of bachelor level of Dhankuta Multiple Campus

1.5.3 The information collected from the students so it will not be generalized to the women other fields.

1.6 Operational definition of the key terms

The used terms have different meaning in different context but in this context the used terms have following meaning.

Sexual Harassment- This term in this study implies the range of behaviors of the sexual nature those of physical (Kissing, Patting Pinching or touching) verbal (unwelcome comments about a person's appearance, private life or baring written (drawing naked bodies or vulgar words in the toilet wall, writing sexual jokes) and visual (pornographic picture). These create uncomfortable working or learning environment for the victims

Psychological Outcome- This term in this study means anger depression and anxiety felt by girl students after sexual harassment.

Female Students- This term in this study means female student study in selected setting of the study.

Effect of Sexual Harassment- This term means the outcome of sexual harassment to the female students.

Educational Effect- Its effect in the education is that the victim may leave their study and loss interest to study.

Psychological Violence- Some kind of event, which negatively affects somebody psychology is known as psychological violence.

Perpetrator- A person who consist a crime or does sth that is wrong or evil. Here the term is used to indicate the doer of the sexual harassment.

CHAPTER- II

REVIEW OF RELATED LITERATURE AND CONCEPTUAL FRAMEWORK

Literature review is one of the important aspects of any research work. It is done to find out the research gap in the related issues reviewing previous studies done by different scholars. Literature review consists theoretical framework and review of previous studies. In this section the researcher summarized those related opinions principle findings and recommendation that may reference for this study.

2.1 Review of Theoretical Literature

No person in the United States shall on the basis of sex be excluded from participation in denied the benefits of or be subjected to discrimination under any education programmed or activity receiving federal financial assistance(Dhakal G.K. 2008).

Catherine MacKinnon, professor at the university of Michigan law school and Susan Rowntree, and activist are credited with initiating the study of sexual harassment as an issue of power instead of an issue of sex. Prior to their early work, sexual harassment had been interpreted largely as an instance of male's sexual pursuit of women in the workplace or classroom, a normal biological attraction of males to females. MacKinnon, Brow Miller and other scholars argued that sexual behaviors in the workplace or the classroom were not normal, but were instances of discrimination against women. They noted that the women receiving these unwelcome sexual advances were in inferior positions and roles and that the behavior served to keep women in their place (Patai, 1998)

Sigmund Freud is the first psychologist who developed the theory that there is sexuality in every cycle of life early stages as the child matures; it experiences its first satisfactions and also its chief problems in the context of its own body. Especially important, according to psychoanalysis, is the sexual energy directed to different areas of the body: the mouth, anus, and genitals. These body areas become foci of interest at different growth stage and hence these early periods are called psychosexual stages, meaning that psychological development is related to successive interests.

The child's first concern is to obtain food, and thus the initial period is called the oral stage. If the food requirements are regularly satisfied during this period, along with sucking and other oral needs, a benign view of life emerges. The breast or bottle is readily available, and the child develops a trusting and optimistic outlook. If these needs are not met, feelings of uncertainty and pessimism are likely outcomes, and they may persist in the adult personality.

The second year is the anal stage, during which the child is confronted with a task for which little assistance can be given: toilet training. If the demands here are too harsh or too lenient, the results again are likely to have later consequences. Still coping with this problem in symbolic fashion, the adult may be excessively prompt, neat, and clean or, in contrast, unusually messy, depending upon the early training.

The period from three to six years is the phallic stage, a term that Freud used for both boys and girls, despite its reference to the penis. In this stage the child discovers pleasures associated with the genitalia, including various forms of stroking and masturbation far more important for personality development, however, is an increasing awareness of sex roles and an emerging interest in the parent of the opposite sex. Freud called this reaction the Oedipus complex in boys and the Electra complex in girls. Both names are derived from early Greek drama in which an offspring sought relations with the parent of the opposite sex, regarding the like-sexed parent as a rival. The normally developing child handles the Oedipus-Electra problem by shifting his or her outlooks in this process, called identification, the child adopts the manner, attitudes, and interests of the like-sexed parent, thus attempting to win the love and respect of the other parents. The identification process, which recurs in adolescence, is assumed to be particularly important in developing an appropriate sex role in later life (Fried, 1980). But if these early sexual concerns become significant problems, the symptoms may be reflected later.

Later stages the next stage is characterized by the apparent absence of sexual interests. They are still present, claimed Freud, but he called this period the latency stage because these interests are submerged. This stage from six to the onset of adolescence may be a cultural artifact, however. In certain societies, there is no decrease in sexual interests in late childhood.

With the beginning of adolescence, the genital stage appears which involves a reawakening of sexual interests and the search for other people to provide sexual satisfaction. The individual becomes other-oriented, as well as self-oriented, seeking to combine self-concerns with those of other people. Insofar as the earlier conflicts have been adequately resolved, the individual settles in to the task of establishing mature relationship with other people, a stage that lasts throughout the adult years.

Various kinds of psychological are developed during the adolescence period such as doubt about their physical development. Developed interest in the opposite sex, fall in love and excites for sexual harassment (Fernald, L.D. & P.S. 2005).

The psychological horizon of the adolescent is diademed gradually with the positive direction of guardians and teacher. Similarly, sports, life style, literature has also impact in their psychological development (Maharjan S.K. 2065).

Most complaints about teacher behavior tend to center around what is felt to be inappropriate speech in a class or discussion. Such as using sexist or sexual reference to make a point. However some teacher can take things to a more extreme degree. Relationships between students and teacher can be often quite intimate and intense as they share common passions and interest. Students are career success. They will talk about personal issues, such as problems at home or with boy friends/girls friends. Such closeness and intimacy can blur the professional boundaries and lead both school employee and student alike- to step over the line.

(www.sexuslharassmentsupport.org)

A study conducted in Luxembourg showed that the most frequently reported forms of sexual harassment were verbal and non-verbal looks (58%), dirty jokes (52%) making eyes (44%) whistling (31%) removes about looks and clothes (23%) and pornographic picture naked women (10%). The physical forms reported were; touching buttock (8%), kissing (5%), touching legs(5%) touching breasts (4%) and rape (1%).The same study revealed that young women were ones that were most exposed and particularly those in the age group of 25 to 29 who suffer more than those in the age group of 16 to 24. When looking at the level of education it appears that the women who were the most exposed were those who had lower level of education. Women that separated divorce or who live taught without beings married or widowed. In relation to

immediate reaction to the harassments 39% resisted 22% defended themselves and 21% slapped the person face. Fifteen percent of the victims ignore the incident, 42% discussed with the partners, 34 with the friends and 8% discussed with parents or famously (Bejema, 1998).

The Swedish national study showed that feeling at the time of the harassment were anger (61%) feeling uncomfortable (58%) and off ended (36%) The others (18%) of the harassed women reported headache and muscle aches (16%) experienced stress reactions such as palpitations and sleeping problems. (12%) became depressed and (2%) considered suicide. The harassed women used different strategies to react to the harassment they asked the harasser to stop, (55%) they ignored the problem (12%) or they made a joke of it (38%) (Nagms 1998).

The study done in Nepal showed that age and marital status influenced the incident of sexual harassment young and more experienced than old women and single and divorced women more at risk being harassed than married women. The women used several coping strategies, they ignored or avoided the incident (26%) they made jokes about it (44%) or they asked the harasser to stop (73%). Opposed the fact many respondents experienced severe forms of harassment only a minority of (27%) has asked for help and about (20%) did not tell about the incident (Werner, 1998).

The concept of sexual harassment is relatively new, the term was coined in the 1960s of course sexual harassment existed prior to the sixties, but people had no ways to talk about it since there was no term by which to name the experience. While thirty seven years is a relatively short time for the development of a body of scholarship this topic has drawn a great deal of interest from academic scholars as well as legal scholars (Patai, 1998).

The women are presented in television advertisement in such a way that they are mindless. The male dominated society is responsible for the incidents of sexual harassment. Most of the men are seeking for a chance for harassment thinking that they are mindless and they are only sex objects. Sexual harassment against women is a psychological violence which doesn't seem like a rape. If the sexual harassment occurs due to the vulgar behavior and clothing of women. Why do the under age girls become the victims of sexual harassment and rape (Poudel, R.P. 2002).

The study done in Nepal showed that (53.84%) female employee of Nepal experienced sexual harassment at work place (ILO, 2004).

Fourth world conference on women (FWCW) Beijing declaration included sexual harassment in its category of physical sexual and psychological violence against women (Sigal, 2006).

A study done in China showed that (12.5%) of all women and (15.1%) of urban women reported some forms of harassment in the year. Among urban women age 20 to 45 cross sex harassment was not from supervisors or superiors (1.4%) but from co-workers and other peers (7%) strangers(4.6%) dates and boy friends (3.6%) and others (2.6%) (Parish, Das and Laumann, 2006).

Many were shocked to find that sexual harassment encompasses 'mild' incidents such as unwanted reputed propose sexual teasing, jokes question or remark, pressure for dates unwanted love unwanted sexual looks, gesture or pornographic materials (Yeboac, 2007).

Sexual harassment manifests itself in a variety of behavior. The most common forms such as common forms are verbal forms such as "sexual jokes" and "sexual remarks" about clothes and sex life. Physical forms as unsolicited physical contact and nonverbal forms such as staring and whistling.

Why does sexual harassment jokes plan in the sociologist attempted to find the answer of these questions. Some of the people have misconception that women are responsible for the sexual harassment. They claimed that become victim as they wear vulgar clothes and attract the man. But the woman night activities and sociologists argued that harassment is a planned activity and it is due to mental state of the doer rather than sexual desire.

Nepal signed in the convention of the United Nations about the elimination of every kind of violation against the women in 1981 that was passed in the United Nations in (1979). In the treaty it is mentioned that there should be economic social political including other kinds of freedom to the women. Though the decision of the treaty has been attempted to implement in the Nepali society it could not be used effectively due

to the superstitious society and culture. The women themselves should be aware to end the violation against them. Violence is one of the main forms of violence against women. The women victimized of domestic violation are compelled to face physical violence. It not only ruins the relation but has also negative impact in the personality development and the victimized women are compelled to live their whole life in grief(Lamichhane, Asodha, 2066).

Though various countries have been celebrating a day against women violence since 1980. The U.N endorsed it only in 1999. Since then only various campaigns against women have been initiated. There are many law, rules and directives against women violation but they are only found in paper and they are yet to be implemented (Atri, Kamala, 2066).

Each woman is victimized physically, sexually, psychological, economically and politically. Thought there various laws and rules to equip the women with their rights they are only limited in the paper. The laws and rules are yet to be implemented. The women are victimized of domestic and sexual violence.

Sexual violence is the biggest violence among all the forms of violence. Not only physically the women are being victim mentally, emotionally and psychologically. The women are victimized sexually in the public place, including cinema hall, transportation. But the women are not in condition to protest such activities openly our society is male dominated society so the society member pretends to be unawares about all the violence against women (Adhikari, Shobha, 2067).

Violation against women was started to celebrate from 25th November, 1991. The women activities celebrate this day annually. Violation against women is a challenge to the civilized society and development. The then prime minister declared 2010 as a year against women violation however the incident of violence against women has not been minimized and they could not get justice. The means of reducing obstacles in the path of violence against women should be identified and they should be adopted strictly.

About 1600 incidents of violation against women have been filed in an organization called ORECK Nepal. Similarly cases of women violation have been filed in other organization as well.

It has been found that women are victimized from their relative and those who are near to them. According to a study carried out by ORECK Nepal 60% women are victimized from their relatives, 9% have been raped and 6.8% women have victimized in different forms. Why the women have victimized in different forms? Why the women are victimized from their kin? It is necessary to find the answers of these questions. Since a long time Nepal has male dominated society and the women are blamed for the violation against themselves. But there are other various reasons for violation against women if we go in depth (Bhandari, R.R, 2067).

There are many forms of violence against women including sexual, physical or emotional abuse by an intimate partner, physical or sexual abuse by family members or other, sexual harassment and abuse by authority figures (such as, police officers or employers) trafficking for forced labor or sex and such traditional practices as forced or child marriage dowry- related violence and honor killings, when women are murdered in the name of family honor, systematic sexual abuse in conflict situations is another form of violence against women.

In 10 country study on women's health and domestic violence conducted by WHO. Between 15% and 71% women reported physical or sexual harassment by a husband or partner. Many women said that their first sexual experience was not consensual (24% in rural Peru, 28% in Tanzania, 30% in rural Bangladesh) and 40% in South Africa between 4% and 12% of women reported being physically abused during pregnancy. More about the study every year trafficking of women and girls for forced labor and sex is widespread and often affects the most vulnerable forced marriages and child marriage violate the human rights of women and girls, yet they are widely practiced in many countries in Asia, the Middle East and Sub-Saharan Africa. Worldwide up to one in five women and one in 10 men report experiencing sexual abuse as children (www.amnestyusa.org).

Summarize to, it is very obvious that sexual harassment really exists and it is not the part of the history yet. The majority of the victims are still women today. There is an

urgently need to address such problem form all levels to ensure healthy social and educational environment.

2.2 Review of Empirical Literature/Previous studies

Kafle, D.R. (2002) stated in his study “ Sexual Violence against Girls and Women in Nepal” he found that. The incidents of rape are increasing. About three in every four victims come from the age 16 years. A heart- pinching, pinching finding is that 16 percent of rape victims come from the age below 5 years. Perpetrators came from all ages. As a result a girl feels no safe anywhere. She feels unsafe highly from the men aged 16 to 25 years. Rape or sexual abuse occurs throughout the year representing higher number in hot season.

Giri, Sushila (2005), a study “Violence against Girls and Women in Dillibazar Kanya Multiple Campus Kathmandu” The main objectives of the study were to know the status of knowledge/ attitude violence against girls and women, among campus girls students. She found that majority (94%) of respondents know about VAGAW, majority (88.4) percent of respondents recognize rape as violence, (86.4%) recognize sexual assault as violence and least of respondents (29.1%) recognize teasing as violence. She found (83%) of respondents think incidents of unequally distributed rights are violence but (16.4%) do not think so.

Adhikari, S.H. (2006), a study ‘Sexual and Reproductive Health Knowledge Attitude Behaviors and Practice among higher secondary School students. (A case study of Bidur municipality Nuwakot with quantitative descriptive method. The main objectives of the study were to assess the knowledge attitude behavior and practice on sexual reproductive health of higher secondary school students.

The study conducted completely schools based study so it may not represent out of school adolescent and population group other than adolescent. Even in adolescent group the study may ignore the adolescent since the students in Higher Secondary School are generally above 15 years of age. Therefore this study has concentrated only on late adolescent of the higher secondary school in Bidur Municipality.

Most of the respondents (39.17%) were of 17 years of age followed by 18 years (20.4%) of age. An overwhelming majority (95.4%) was unmarried. The highest

numbers of respondents were Brahmin (33.5%) followed by Chhetri (26.9%) majority of the respondents was Hindu (92.7%) followed by Buddhist (13.2%). Among the respondents about 56 percent live in rural area.

The researcher's main finding was adolescent and youth sexual and reproductive health is a matter of great concern since they are the responsible citizen of the country in the future. They are at the position of entering into married life in Nepalese culture. Sexual and Reproductive health knowledge is most necessary to them because they are future parents and human resource of the nation. Due to the lack of proper knowledge premarital sexual activity among adolescent and youth is increasing day by day. Such activity of adolescents have risk of various sexual disease, sexual coercion and violence, unwanted sex and pregnancy unsafe abortion unmarried sex and pregnancy unsafe abortion, unmarried mother and HIV infections. This study presents the current levels of knowledge attitude behavior and practice of higher secondary school students on sexual and R.H.

Dhakal, G. K. (2008), a study 'Women's Experience of sexual harassment in carpet factory. The main objectives of the study was to find out the experience of sexual harassment that working women go through in their work place and its' impact on them. The researchers had found (7.89%) respondents were found affected physically by sexual harassment and exhibited same physical symptoms like anorexia, headache and fainting. This finding is very low while comparing with Swedish national study.

Sha, R.M. (2006), study on Sexual Attitude and Behavior among Adolescents. The main objectives of this study were to examine the status of adolescent of Narkatiya VDC of Rautahat district. (The study was conducted in Narkatiya VDC of Rautahat District the population Rautahat district in 2001 census was 545,132. The total households identified in the same census were 88,162 with the 6.18 person of average household size. The literacy rate in 2001 was 32.7 percent. This sample consists of limited number of cases selected for study 20 adolescents from each wards of Narkatiya. Almost 180 adolescents were selected from 507 households in the interval of 3. Among them 50 percent boys and 50 percent girls were selected. The tools used for the data collection was interview schedule. The study were major finding 64 percent respondents had got married in study area in which large population of adolescent 89 was married before the age of 14. This shows that they still practice

early marriage. About 57.2 percent respondents that women could be pregnant around 10- 19 days of her menstruation cycle (Unsafe period). Reporting of option is found more among girls than male respondents.

Khanal, H. P. (2005), in this study 'Knowledge on Sexual Behavior of Secondary School Girls in Bhaktapur District. He found that most of the girls reported being suffered from sexual abuse or harassment. In that case the researcher found a large number of respondents (98%) having knowledge about sexual abuse or harassment but only few number of respondents responded that they had no knowledge about sexual abuse or harassment/ 93 percent of the respondents replied " sexual abuse is a kind of abuse used for unilateral sexual satisfaction:"

The data shows most of the respondents 82 percent opined that teenagers girls are worst hit by sexual harassment than other. 16 percent respondents called that children are most vulnerable group of sexual harassment and only 2 percent respondents replied for adult women.

Karki, Menuka (2010) in her research on "Knowledge and Prevalence of Violence against Women "A Study of School Teacher and College Students in Dhankuta Municipality. The main objectives of the study were to examine the experiences and the prevalence of violence against women.

Find out the knowledge and prevalence different violence against women like sexual, domestic, social violence. The study find out students of Bachelor level were more violated 0.4222 in comparison of the teacher of same level 0.2379. It may be because of the students were unmarried and they leave their homes for study and they a become victims of violence by boys and male partners tease and harass them sexually.

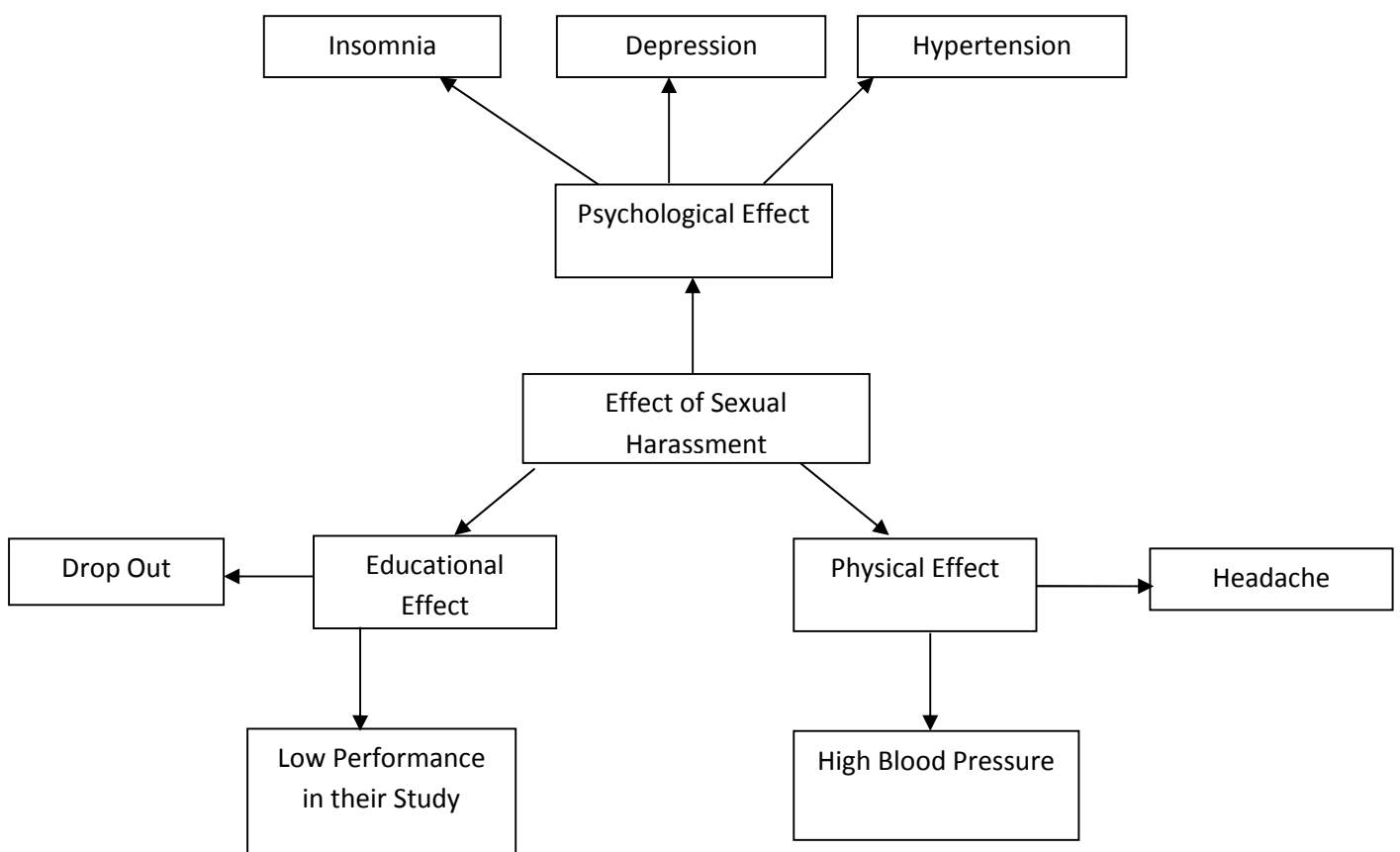
Dahal, Amirta (2010) in her research on "Violence against Women and Girls" A study of Barun Multiple Campus Khadbari, Shankhuwasabha. The main objectives of this study were to analyze knowledge and perception of cause of violence against women.

The study was conducted in Barun Multiple Campus Khadbari, Shankhuwasabha Respondents were 105 girls. They were from different places. It was descriptive type of research design. The tools used for the data collection was questionnaire. The major finding of the studies were 60 percent of the respondents agreed ever being of

victim but by cross checking the field questionnaire it is conducted that as much as 94.4 percent represent are victimized. However, various researches have been conducted in the topic violence against women but there are only few works about sexual harassment against women. As per my knowledge there is not any study carried out about sexual harassment in the education institutions. Therefore, my study will fulfill the necessity of research about sexual harassment in the education institutions.

2.3 Theoretical/Conceptual Framework of the Effect of Sexual Harassment

In the field of sexual violence or harassment, different writer and researcher have developed different types of conceptual framework. The present researcher has developed conceptual framework according to the objective of the study. This framework is given in fig. 1.



Sexual harassment in education institutions has various effects. Among them physical, psychological and educational are some of the effect of harassment which cause

obstacle in the all round development of the victim student. Eventually it leads to the dark future of the victim.

Under physical effect the victim has headache, high blood pressure. Similarly the psychological effect of the sexual harassment are insomnia, depression. And hypertension. And sexual harassment has also negative effect in the study of the victims. For example, their performance in their study decreases and the most dangerous education effect is that the victim might quit her study.

CHAPTER – III

METHODS AND PROCEDURES OF THE STUDY

This chapter includes various details about the process through which this research will be conducted. It includes various procedures and types of data collection. It also presents the short description of research design, nature and source of data, population of the study, tools of data collection and validation of tools, data collection procedures sampling procedures and data analysis and interpretation.

3.1 Design and Method of study

The study was designed to meet the objectives of understanding the sexual harassment against the female students of Bachelor level of Dhankuta Multiple Campus. The study was carried out on the basis of descriptive as well as analytical method.

3.2 Population, Sample and Sampling Strategy

The study was undertaken among the 500 female students studying in Bachelor level. Therefore, the population of this study was 500 female student of Bachelor level studying at Dhankuta Multiple Campus.

The study was based on primary data collection. There were female students in Bachelor level at Dhankuta Multiple Campus and out of them 150 students were selected based on simple random sampling.

3.3 Study Area/ Field

The study area was undertaken among the 500 female students studying in Bachelor level at Dhankuta Multiple Campus, Dhankuta.

3.4 Data Collection Tools and techniques

The quantitative data was collected via structured types of questionnaire among the respondents. Observation and interview method was also used.

3.5 Data Collection Procedure

I took a letter from Health Education Department of Janata campus written to the chief of Dhankuta Multiple Campus regarding the data collection of my thesis and handed it to the chief of the campus. I explained the students about my research and collected the data with the co-operation of teachers, students and the campus administration. The students took part in the data collection procedure with enthusiasm. Mainly this study was based on primary data although the necessary secondary data were not refused. The quantitative data was collected through the well structure questionnaire to the selected Bachelor level students.

3.6 Data Analysis and Interpretation procedure

Filled questionnaire were checked to remove errors and inconsistencies collected data information cleaned. After then it was coded and tabulation and then it was presented in different table's figures group and different sections. The data and analytical information was analyzed according to the percentage. Mainly bar, diagram, pie-chart and tables were used to process and analyze the data. Analytical and mathematical interpretation procedure was adopted in this study.

CHAPTER-IV

ANALYSIS AND INTERPRETATION OF RESULTS

The data collected from the field study are analyzed with the help of some static technique like percentage, bar diagram and pie-chart in this chapter and the answer obtained from the respondents have been clarified analytically.

4.1 Analysis of data and interpretation of the results

4.1.1 Demographic Characteristic

The demographic characteristic reflects the development of the country as well as the living standard of the people. It is the basic science of studying the population. This segment represents the age, sex, ethnicity, marital status.

4.1.2 Age of Respondents

Age is a demographic characteristic of population; it is an important to know age structure of the respondents because it plays very important role in every one's life. There were respondents of different ages which are complex to show individually. So the age of respondents is categorized as given in table no 1.

Table 1: Age Composition of Respondents

Variables	Number	Percent
17-20	115	76.67
20 above	35	23.33
Total	150	100

Above table 1 shows that the highest numbers of respondents are between 17-20 age range i.e.76.67 percentages while 23.33 percentage respondents are above 20 years of age The table also shows that most of the respondents have started their

study in the appropriate age and some respondents are found to be above 20 age group which indicate that they started their study a bit late.

4.1.3 Ethnicity of Respondents

Nepal is a diversified country in the sense of ethnicity. In our country different ethnicity are found. Ethnicity has also a vital role in the study population. From the ethnicity we also can generalize the access of female students in the higher studies. The ethnicity distribution of the respondents is shown in the following table.

Table 2: Distribution of the Respondents by Ethnicity

Caste/Ethnicity	Number of Respondents	Percentage
Chhetri	49	32.67
Rai	44	29.33
Brahmin	20	13.33
Limbu	16	10.67
Newar	10	6.67
Magar	7	4.66
Tamang	3	0.02
Kami	1	0.67
Total	150	100

Table no.2 has distributed the respondents on the basis of their ethnicity and the data shows that the respondents are heterogeneous in terms of caste and ethnicity composition. There are Chhetri, Rai, Bramin, Limbu, Newar, Magar, Tamang and

Kami. Among them chhetri are 32.67 percent, Rai 29.33 percent Brahmin 13.33 Limbu 10.67 percent, Tamang 0.2 percent, Newar 6.67 percent and Kami 0.67 percent.

The table no. 2 shows the ethnic composition of the respondents which seems that highest number of Chhetri girls have accessibility to higher education by students of Rai community as the region is origin place of Rai community. Similarly there is accessibility to higher education of other ethnic group such as Limbu, Newar, Magar, Tamang. It shows that the people of different ethnic group are also aware in sending daughter for higher education.

4.1.4 Marital Status

Marriage is the vital event of the family life cycle. It plays an important role in our life cycle. From this variable we can imagine complete family size i.e. fertility and other strata of the life cycle. Family size, rearing child, other socio-economic classification can also be identified and too begin through marriage. In short marriage is the starting of the family life.

ANALYSIS AND INTERPRETATION OF RESULTS

The data collected from the field study are analyzed with the help of some static technique like percentage, bar diagram and pie-chart in this chapter and the answer obtained from the respondents have been clarified analytically.

4.1 Analysis of data and interpretation of the results

4.1.1 Demographic Characteristic

The demographic characteristic reflects the development of the country as well as the living standard of the people. It is the basic science of studying the population. This segment represents the age, sex, ethnicity, marital status.

4.1.2 Age of Respondents

Age is a demographic characteristic of population; it is an important to know age structure of the respondents because it plays very important role in every one's life. There were respondents of different ages which are complex to show individually. So the age of respondents is categorized as given in table no 1.

Table 1: Age Composition of Respondents

Variables	Number	Percent
17-20	115	76.67
20 above	35	23.33
Total	150	100

Above table 1 shows that the highest numbers of respondents are between 17-20 age range i.e.76.67 percentages while 23.33 percentage respondents are above 20 years of age The table also shows that most of the respondents have started their study in the appropriate age and some respondents are found to be above 20 age group which indicate that they started their study a bit late.

4.1.3 Ethnicity of Respondents

Nepal is a diversified country in the sense of ethnicity. In our country different ethnicity are found. Ethnicity has also a vital role in the study population. From the ethnicity we also can generalize the access of female students in the higher studies. The ethnicity distribution of the respondents is shown in the following table.

Table 2: Distribution of the Respondents by Ethnicity

Caste/Ethnicity	Number of Respondents	Percentage
Chhetri	49	32.67
Rai	44	29.33
Brahmin	20	13.33
Limbu	16	10.67
Newar	10	6.67
Magar	7	4.66
Tamang	3	0.02
Kami	1	0.67
Total	150	100

Table no.2 has distributed the respondents on the basis of their ethnicity and the data shows that the respondents are heterogeneous in terms of caste and ethnicity composition. There are Chhetri, Rai, Brahmin, Limbu, Newar, Magar, Tamang and Kami. Among them Chhetri are 32.67 percent, Rai 29.33 percent, Brahmin 13.33 percent, Limbu 10.67 percent, Tamang 0.2 percent, Newar 6.67 percent and Kami 0.67 percent.

The table no. 2 shows the ethnic composition of the respondents which seems that the highest number of Chhetri girls have accessibility to higher education by students of Rai community as the region is the origin place of Rai community. Similarly, there is accessibility to higher education of other ethnic groups such as Limbu, Newar, Magar, Tamang. It shows that the people of different ethnic groups are also aware in sending daughters for higher education.

4.1.4 Marital Status

Marriage is the vital event of the family life cycle. It plays an important role in our life cycle. From this variable we can imagine complete family size i.e. fertility and other strata of the life cycle. Family size, rearing child, other socio-economic classification can also be identified and too begin through marriage. In short

The age of marriage is in increasing order in Nepalese society for females along with the males. So, female can spend more time for education and career building purpose. This leads towards their independency. There is negative relation between sexual harassment and independency.

Table 3: Distribution of Respondents by Marital Status

Marital status	Number of respondents	Percentage
Married	27	18
Unmarried	123	82
Total	150	100

Table no.3 shows that only 18 percent respondents were married. Rests of all i.e. 82 percent interviewed students were unmarried. It shows that the females are getting aware about their career. The data shows that the female want to get married after building their career and being independent.

4.1.5 Educational status

Education means the light that takes us away from darkness to radiant to higher. It is an essential factor for accelerating the development of community. If people are educated, there living standard also improves automatically. Education stratus is generally considered as associated with other various factors as occupation and income.

Table 4: Educational Status of the Respondents

Educational level	Number	Percent
Bachelor 1 st	103	68.67
Bachelor 2 nd	37	24.66
Bachelor 3 rd	10	6.67
Total	150	100

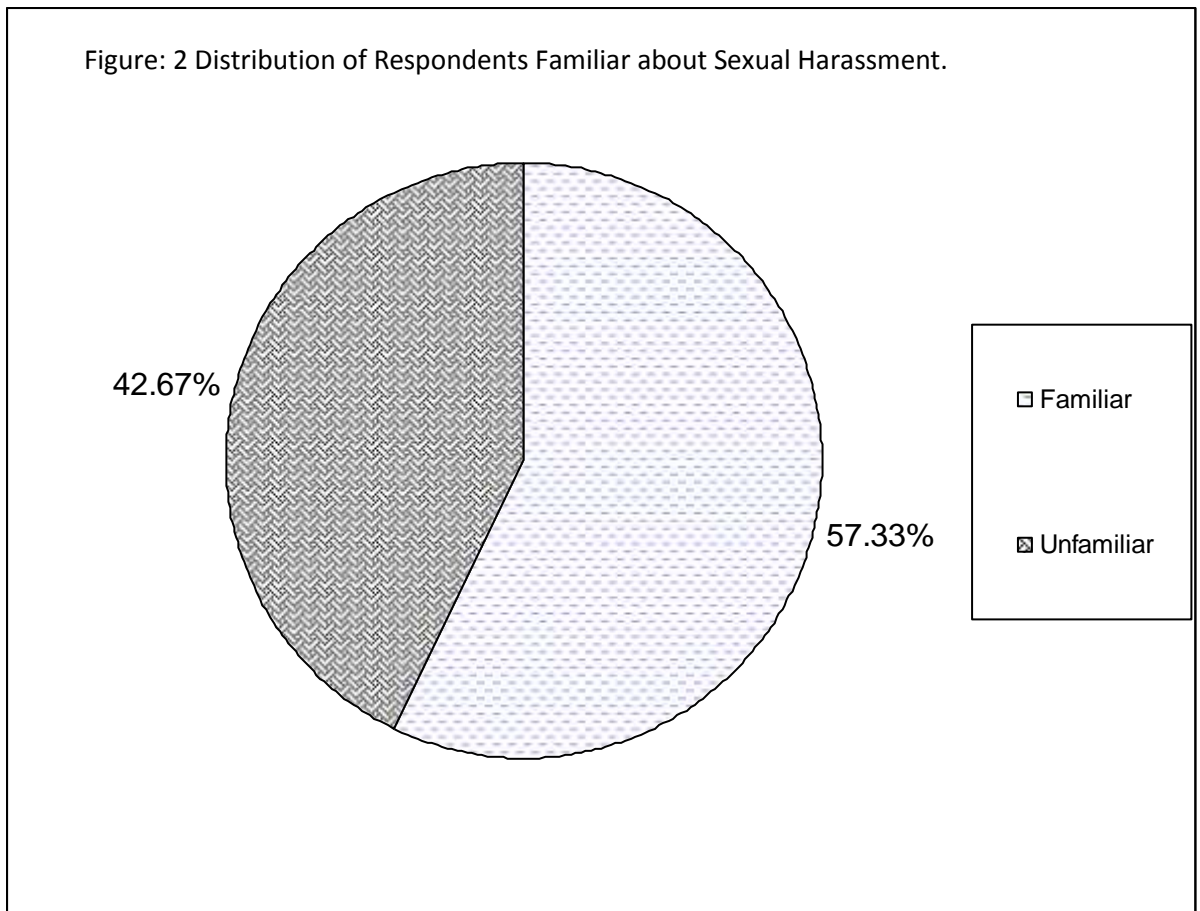
There are five hundred female students in Bachelor level in the campus .Out of them the above table shows the number and percentage of respondents of different levels of B. Ed. The table shows that the percentage of the respondents of Bachelor First years is 68.67(103), Bachelor Second year is 24.66 percentages (37) and Bachelor Third year is 6.67 percentages (10).

When we look the data the student number seems less in second year and even less in third year in comparison to the other years. There might be various reasons such as poor economic condition, goes to their in-laws house after marriage, go for other place for employment.

4.1.6 Knowledge of Sexual Harassment

Sexual harassment is a new concept in the field of sexual violence against women. It is a one of the forms of sexual violence against women. The women and girl should be aware about this concept. If so, they can stand against such violence, and this kind of violence be reduced in the society.

From the field study it was found that the most of the respondents know about the sexual harassment or have heard about it.



The data obtained from field study shows 57.33% respondents are familiar with the forms of sexual harassment while 42.67% respondents are found to be unfamiliar with the word. It is due to the lack of awareness that the many respondents found to be unfamiliar with the term sexual harassment and this concept is new in comparison to the other forms of violence against women. So it is not very much common. And one even does not know what kinds of behavior are considered as sexual harassment. It is necessary to include the matter about sexual harassment in the curriculum so that the students would have proper knowledge about sexual harassment.

4.1.7 Experience and Types of Sexual Harassment

The women can be harassed sexually in any place such workplace in the street, in the public places, public vehicles and education institutions. And the number of victim may be varying according to the places. If the perpetrators feel safe in some

particular places they are encouraged more to harassed the women\girl sexually and if they found the place is not favorable for them to carry any activity of sexual harassment the doer carrying out less activity of sexual harassment.

Table: 5 Respondents Experiencing Sexual Harassment.

Variables	Number	Percentage
Experienced	64	42.67
Not experienced	86	57.33
Total	150	100

As table 5 shows out of 150 students 42.67 percent had faced sexual harassment in campus and 57.33 percent had not.

Out of the total respondents, only certain numbers of respondents have faced sexual harassment. It might be due to their own behaviors of vulgar dress or any other activity that attracts the male sexually. The other reason might be the innocent respondent might have become victimized of sexual harassment as they could not defend the doer.

4.1.8 Types of Sexual Harassment

Women are being sexually harassed by men in various forms. Some women consider sexual harassment and sexual violence as a same form of violence against women but sexual harassment is a complicated concept than sexual violence. The information mentioned in the following chart is related to sexual harassment.

Table: 6 Types of Sexual Harassment Based on Multiple Responses

Types of sexual harassment	Number	Percent
Suggestive looks or gestures	6	9.37
Touching various parts of body	14	21.87
Letters telephone calls and sending obscene materials	24	37.5
Asking vulgar question and telling vulgar jokes	4	6.25
Showing pornographic pictures of films	3	4.69
Drawing vulgar pictures or words on the toilet	16	25
Using vulgar words while speaking	16	25

Table no 6 shows female students 37.5 percent said that they faced sexual Harassment

via letter telephone calls and absence material sent by the perpetrator. 25 percent of the students said they were sexually harassed with the vulgar picture or words drawn or written on the toilet wall. Similarly same percentage of the students faced with using vulgar word while speaking. 4.69 percentage students reported of showing pornographic picture or film by the perpetrators while 6.25 got sexually harassed as the perpetrators asked them vulgar question or told vulgar jokes. Similarly 9.37 percentage respondents reported of receiving suggestive looks or gesture. And 21.87 percent to inform that they harassed sexually as perpetrator touched various parts of the body.

Letter, telephone calls and sending obscene materials is found to be the most common forms of sexual harassment. Because the perpetrator feels easy to harass via this means as he does not come to the direct contact of the victim.

According to the sociologist the violation against women is internalized in the society naturally and the feminists claims that the sexual harassment against women is the outcome of male dominated society while the psychologist claims that sexual harassment occur even in the educated society due to the psychological state of the doer. So due to these all reason the respondents face the above mentioned form of the violence. So to stop these forms of violence the social, cultural and tradition should be changed and it is also necessary to change the psychological state of the doer.

The percentage has been prepared on the basis of 64 respondents those who experienced sexual harassment. The number of respondents in the table seems more than their actual numbers as some of the respondents have given more than one answer to a single question.

4.1.9 Places of Sexual Harassment.

The women might be victimized of sexual harassment at any time. The places in the education institution where the female students could get sexually harassed have been given below.

Table: 7 Places of Sexual Harassment Based on Multiple Responses

Variables	Number	percent
In the classroom	15	23.44
Out of the classroom	48	75
Canteen	3	4.69
In the playground	2	3.12
On the way	2	3.12

Table no 7 shows that 75 percentage respondents faced the problems of sexual harassment out of the classroom and 23.44 respondents faced such problem in the classroom. Similarly 4.69 percentages of respondents had become victimized of the sexual harassment in the canteen. And the same percentage of the respondents i.e. 3.12 percentage respondents reported that they faced sexual harassment in the play ground and on the way.

Most of the victims are found to be harassed sexually outside the classroom as they are not in the direct observation of the teacher and they feel free out side the classroom in comparison to the classroom.

The percentage has been prepared on the basis of 64 respondents those who experienced sexual harassment. The number of respondents in the table seems more then their actual numbers as some of the respondents have given more then one answer to a single question.

4.1.10 Perpetrator of Sexual Harassment

The perpetrator of the sexual harassment may be people of any kind of field, profession and society. We have talked about the following perpetrator here as they are in direct contact with the female students in the education institutions.

Table: 8 Perpetrator of Sexual Harassment Based on Multiple Responses

Perpetrator	Number	Percent
Students of other classes	37	57.81
Peers	30	46.87
Teacher	2	3.12

Table no 8 shows over half of the student 57.81 percent reported that they were sexually harassed by other classes students followed by 46.87 harassed by peers and 3.12 percent were found to be harassed by teachers.

The reason that highest number of perpetrator is other classes might be that they are directly unknown to the victim and they feel easy and safe to harasses the person who is not directly known but the doer hesitates if he is from the same class. And only least number of teachers found to be the doer because they are bound in some rules and moral restriction.

The percentage has been prepared on the basis of 64 respondents those who experienced sexual harassment. The number of respondents in the table seems more then their actual numbers as some of the respondents have given more than one answer to a single question.

4.1.11 Immediate Reaction

Every individual has their own nature. Some do not react if anybody else hurt or work against them but some react immediately if they found that any activity is against them. Here also the sexually harassed victims have reacted the action of the perpetrator in one or the other way

Table: 9 Immediate Reactions of the Respondents Based on Multiple Responses

Table no 9 indicates that more then half of the respondentsi.e.51.56 percent ignored

Reactions	Number	Percent
Ignore the incidence	33	51.56
Crying after the incidence	2	3.12
Verbal or physical assault to the harasser by them selves	4	6.25
Physical assault to the harasser with the help of other people	2	3.12
Share the incidence with friends relative	10	15.62
File the case at the police station	11	17.19

the incidence of sexual harassment while second largest number of respondents i.e. 17.19 percents respondents filed the case against the harasser. Following it 15.62 percentages of respondents shared the incidents with their friends and relatives. Similarly 6.25 percentage respondents reported that they assaulted the harasser verbally or physically while 3.12 percentage people assaulted the harasser physically with the help of other people.

Most of the respondents found to be ignoring the incident. They don't react the incident thinking that it would have not that much bad effect on their life. The incident of sexual harassment can be minimized if the victims asked other friends or relatives to help her to react the sexual harassment and the perpetrator also afraid to carry out the activity of sexual harassment if the women\girl react their behavior in a group.

The percentage has been prepared on the basis of 64 respondents those who experienced sexual harassment. The number of respondents in the table seems more than their actual numbers as some of the respondents have given more than one answer to a single question.

4.3 Effect of Sexual Harassment in their Study

If a person works in a stress free environment, the probability of succeed in the particular area is high. The following figure shows that what kind of effect there might be in the study if the students are sexually harassed.

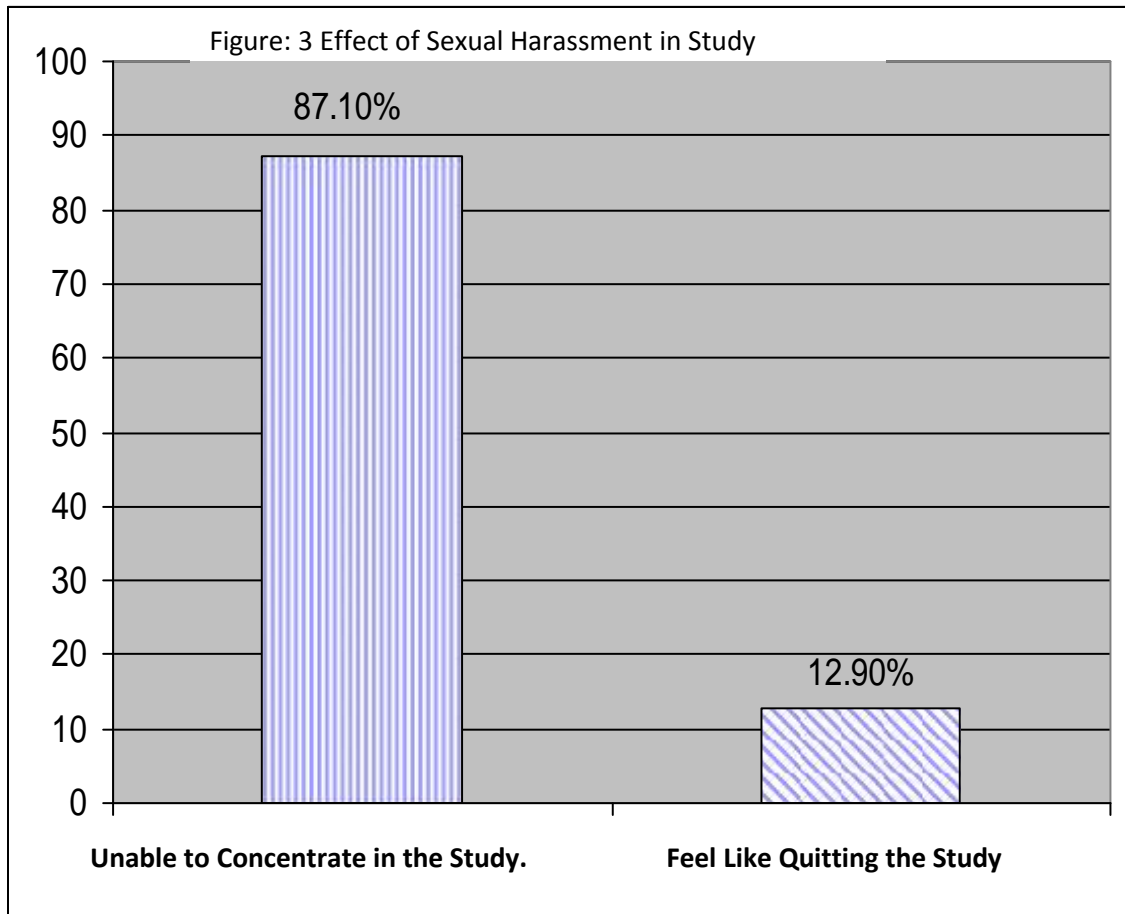


Figure no 3 shows that the incidence of sexual harassment had some effect in the study of the respondents. As the figure no 6.2 indicates 4 students (12.90%) felt like quitting the study while 27 (87.10%) reported that they were unable to concentrate in the study.

The victim had the effect in their study if she faced sexual harassment. It may have effect in their psychological state and effect in their study also but the data showed that less number of participate had serious effect of sexual harassment i.e. feel like quitting the study.

Out of 64 respondents those who faced sexual harassment 31 students had effect in their study. According to the nature and perspective of the respondents the incident of sexual harassment had effect in their study. In the respondents who got harassed sexually through vulgar words seemed that they feel like quitting the study.

4.1.12 Psychological Effects of Sexual Harassment

Various psychological hazards can be seen in victims due to the sexual harassment. It was found the following types of hazards in the victims during the study.

Table: 10 Psychological Effects of Sexual Harassment Based on Multiple Responses

Psychological effects	Number	Percent
Feeling of shame	15	32.61
Feeling of helplessness	4	8.69
Disturbed sleeping	8	17.39
Irritability	9	19.56
Feel like crying for no reason	3	6.52
Felling of loneliness	4	8.69
Getting angry for no reason	5	10.87
Wanting to stay alone	4	8.69
Various kinds of thought in the mind	14	30.43
Suicidal thoughts	1	2.17
Feeling angry or violent towards the perpetrator	13	28.26
Feeling that privacy has been disclosed	1	2.17
Feeling of going out of control	5	10.87
Feeling of low self respect	4	8.69

Table no.10 shows that 46 female students out of 64 had faced psychological effects due to sexual harassment. Respondents reported of having psychological problems after facing sexual harassment in their campus. Majority i.e.32.61% of the students

reported that they felt shame similarly 8.69 percents respondents reported of feeling helplessness while 17.39 percentages felt disturbed in sleeping. Similarly, 19.56 percentage students stated that they had irritated behaviors after they faced sexual harassment and 6.52 percentage respondents said that they felt like crying without any reason. 10.87 percentage respondents said that they lost their temper without any reason. Similarly, 8.69 percentage respondents informed that they felt loneliness and the same number of respondents reported that they wanted to stay alone.

The second largest number of respondent's i.e. 30.43 percentage reported that they had various kind of thought in the mind. 2.17 percentage respondents had suicide thought and the same number of respondents reported that they felt that their privacy has been disclosed. 28.26 percentage respondents reported that they become violent towards the perpetrator. Similarly, 10.87 percentage respondents reported that they felt that they go out of control frequently while 8.69 percentages responded had feeling of low self respect.

So we found that there are various psychological effect of sexual harassment. Though feeling of shame is minor effect of the sexual harassment, the most dangerous effect is suicidal thoughts. The stakeholders of the society should take such effect seriously so it would not take cause serious consequence in the future.

The percentage is obtained on the basis of 46 respondents who faced psychological effect due to sexual harassment. The number of respondents in the table seems more than their actual numbers as some of the respondents have given more than one answer to a single question.

The effect of any particular incident depends upon the perspective of the individual towards that incident. Some people have much effect of minor incidents on them while others might take minor incidents also seriously. So psychological effect of sexual harassment may depends upon the perspective of the victim towards the incident

4.1.13 Physical Effects of Sexual Harassment.

Various physical hazards can be seen in victims due to the sexual harassment and I found the following types of hazards in the victims during the study.

Table: 11 Physical Effects of Sexual Harassment Based on Multiple Responses

Physical effects	Number	Percentage
Headache	12	50
High blood pressure	-	-
Loss of appetite	9	37.5
Difficult to breathe	-	-
Feeling dizzy	-	-
Getting thinner and weaker	2	8.33
Feeling of restlessness	4	16.67

Table no 11 shows that the highest number of respondents i.e. 50 percentage of victim reported that headache is their major problem while 37.6 percentage respondents reported that they had lost appetite. The least numbers of respondents i.e. 8.33 percentages reported of getting thinner and weaker following the incident.

On the basis of physical strength of the individual and the nature of the incidents, the physical hazards might vary in the victims. The research showed that most of the respondent had headache due to the stress caused by the sexual harassment. The percentage is obtained on the basis of 24 respondents who faced physical effect due to sexual harassment. The number of respondents in the table seems more than their actual numbers as some of the respondents have given more than one answer to a single question.

4.1.14 Respondents Taking Medical Consultation

In general, people consult the doctor if they face physical problem. The following bar diagram shows the percentage of respondents those who consulted with the doctors after they faced some kind of physical hazards due to sexual harassment.

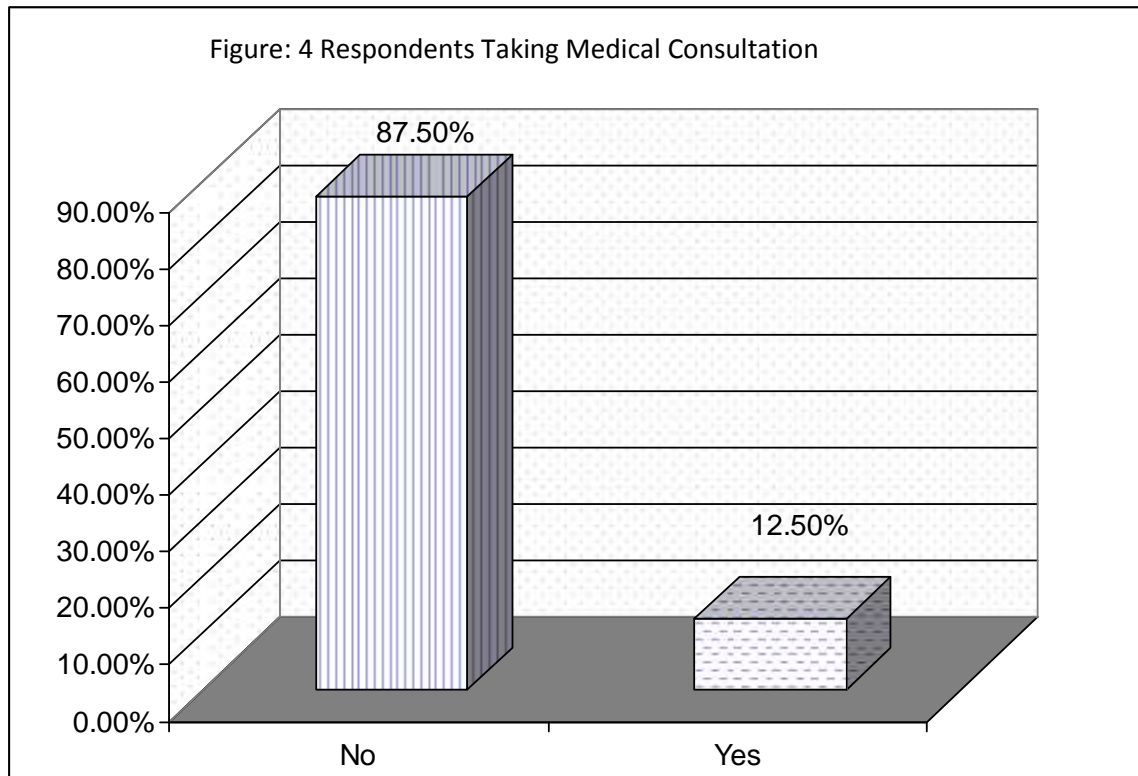


Figure no.4 shows that the majority of the victims i.e., 12.50 percentage victims consulted with the doctor after they had physical effect due to sexual harassment while others i.e.87.50 percentage of victims reported that they did not consult doctor.

The positive aspect is that most of the respondents who experienced sexual harassment found to be solved their problems on their own rather than consulting the doctor. Though various physical hazards seen on them, the respondents found not to be consulted with the doctors. Though the respondents are of bachelor level, they do not seem aware about their health and just ignore the physical hazards. And in our society people do not go to the doctor in minor physical problems. The percentage is obtained on the basis of 24 respondents.

4.1.15 Preventive Measures Suggested by the Respondents.

Various preventive measures can be adopted to minimize the incidents of sexual harassment the education institutions. However, implication of the rule is important rather than just to formulate a rule.

Table: 12 Preventive Measures Suggested by the Respondents Based on Multiple Responses

Suggestions	Number	Percentage
Prepare rules and policy in the college on sexual harassment and inform the students about it.	37	43.02
Have convenient means in the campus to complain about sexual harassment	9	10.46
Authority's role in preventing sexual harassment	10	11.63
Make provision for taking stern action to the perpetrators	43	50
Campus administration should play active role to prevent Sexual harassment.	6	6.97
Aware the students about sexual harassment in the campus	29	33.72
Active role of government in the college for the prevention Of sexual harassment.	21	24.42

The respondents were also asked about how to prevent sexual harassment in the education institutions in these questionnaire 50 percentage respondents said that

the institutions should make provision for taking stern action to the perpetrator. Majority respondents reported to prepare rules and policy in the campus on sexual harassment and inform the students about it. 33.72 percentage respondents reported to aware the student about sexual harassment in the campus. Only few students i.e. 6.97 percentage said that the campus administration should play active role to prevent sexual harassment. The information taken from the campus chief informed that the campus does not have policy on sexual harassment.

Most of the respondents have opined that the perpetrator should be punished after forming stern rule to minimize the sexual harassment in the education institutions. It is positive opinion of the respondents that the perpetrator should be punished as per the rule rather than taking action to them indiscriminately

. Out of the 150 respondents 86 of them suggested the preventive measures. The number of respondents in the table seems more than their actual numbers as some of the respondents have given more than one answer to a single question.

4.2 Summary/Discussion of findings

4.2.1 Summary

The presented study entitled "Situations Analysis of Sexual Harassment in Dhankuta Multiple Campus Dhankuta" is based on the 150 Bachelor level female student of above 17 years old.

The specific objective of the study is to examine the knowledge and experience of sexual harassment.

The total number of female students is 500 in Bachelor level in the campus and out of them the study was carried out in 150 female students 30% of different castes. For carrying out study effectively questionnaire who distributed among the study to collected the data. For the secondary data of the students from the campus record of the student has been studied. It was pre-tested in ten Bachelor level female students of Mahendra Ratna Campus Tahachal Campus, Kathmandu and finalized on the basis of the objective of the study.

After the collection of data, it is tabulated, analyzed and interpreted by using simple statistical tools, tables, diagram pie-chart etc. Another important part of their study is analyzed and interpretation of the data. The social background caste, age group and marital status and knowledge of the sexual harassment among the respondents, effect of sexual harassment in the psychological, physical as well as in the study of the respondents are fundamental elements of the study.

4.2.2 Discussion of Finding

Major finding is drawn from the previous chapters. This chapter presents major findings from the research.

The presented study 'Situation Analysis of Sexual harassment in Dhankuta Multiple Campus' is based on the 150 (30%) Bachelor levels female students out of 500 students of Dhankuta Multiple Campus.

The study has been conducted on the basis of primary data collected from the respondents at Dhankuta Multiple campus. The data was collected from both married and unmarried female students. The purposive method was used while collecting data and questionnaire having 17 questions was administered. The obtained data were analyzed using simple, table pie chart and bar diagram. The summary of the finding of the study is presented in the following topic.

Background of the Characteristics

All the respondents were above 17 year. Chhetri, Rai, Brahmin, Limbu, Newar, Magar, Tamang and Kami female students of Bachelor level of the Dhankuta Multiple Campus were involved in the study. Among them 32.67 percentage were chhetri 29.33 percent are Rai 13.33 percentage were Brahmin, and 10.67 percentage are Limbu. Similarly, Newar, Magar, Tamang and Kami respondents were less than 10 percent. Most of the respondents are unmarried i.e., 82 percent while 18 percent respondents were married. Most of the respondents were of first year of Bachelor level i.e., 68.67 percentage and 24.66 percentage were of second year while the least number respondents are of Bachelor Third year i.e. 6.67 Percent.

Knowledge and Experience of Sexual Harassment

Majority (57.33%) of respondents have knowledge of sexual harassment. It was found that (42.67%) respondents found to have experienced sexual harassment while 57.33 have not experience sexual harassment. It was found (57.81%) respondents faced of the sexual harassment from the students of other classes while 46.87 reported that their peer harassed them sexually and least percentage of respondents i.e. (3.12%) said that they were harassed sexually from their teacher. Majority of the respondents(75%) reported that they were harassed sexually outside the classroom. The data showed that least number (3.12%) faced sexual harassment on the way and in the playground. Among the victim respondents highest number of respondents i.e. 51.56 percent reported that they ignored the incident of sexual harassment while 17.19 percent informed that they reported the incident to the police. Similarly 6.25 percentage respondents reported that they scold the perpetrator verbally. And least number of respondents i.e.3.12 percentage reported that they attacked the perpetrator physically. Majority of the respondents i.e. (87.10%) informed that they failed to concentrate in their study after facing sexual harassment while the effect of such incident is dangerous to 12.90% of student i.e. they felt like quitting their study. Out of total respondents, the highest number of the respondent's i.e.32.61 percentage felt shame after the incident of sexual harassment while second highest number of respondent's i.e.30.43 percentage reported that they had various kinds of thought in their mind following the incidents. The least number of respondents i.e. 2.17% percentage felt that their privacy has been disclosed after the incident and the same number of respondents reported that they had suicides thought in the mind after the incidents.

Preventive Measures

Most of the respondents i.e.50 percentage said they suggested taking stern action to the perpetrator while second largest number of responded i.e. 43.02 percentage suggested prepare rules and policy in the college on sexual harassment and inform the students about it. It was found 33.72 percentage respondents suggested to aware the students about sexual harassment. 24.42 percentage respondents opined that there should be active role of the government to prevent sexual harassment .

CHAPTER-V

CONCLUSION AND RECOMMENDATON

5.1 Conclusion

Sexual harassment is one of the forms of violence against women. Majority of selected respondents of Bachelor level students at Dhankuta Multiple Campus i.e. 57.33 percentage have knowledge of sexual harassment. Out of 150 respondents 123 were unmarried and 27 were married.

Out of the total respondents 76.67 percentage respondents were of 17-20 age groups and rests of other were above 20 years. The obtained data reveals that most of the respondents i.e.32 percentages were of Chhetri community while 29.33 percentages were of Rai community and rest of other were of other various communities.

The study showed that out of the total respondents 42.67 percentage i.e. less than half percentage of respondents had experience of sexual harassment. And 57.81 percentages of victims were found to be harassed sexually from the student of their own class and 46.87 were harassed sexually by the students of other classes. It shows that the respondents were mostly harassed by the students of other classes.. And as per the information provided by the respondents they were harassed sexually in various forms such as suggestive looks or gesture touching different parts of the bodies, using vulgar words including other. The most common form of violence is by sending letters and calling over phone.

In the context of reaction, 51.56 % respondents ignored the incident while 17.19 percentages filed the case at the police station. The least number of respondents i.e. 2 percentages cried after the incidence and the same number respondents assaulted the harasser physically with the help of other people.

Talking about effect of incidence of sexually harassment in the study of the victim, 87.10 percentage of the victim found difficult to concentrate in their study while rest

of others victim felt like quitting their study. Meanwhile the study also showed the various psychological effects upon the victims. Majority of victim i.e. 32.61% felt ashamed after incident of violence while second largest number of victims 30.43% respondents had various kinds of thoughts in their minds. And the least number of victims i.e. 2.17 percentages had suicidal thought and the same number of victim felt that their privacy had been discloses following the incidence. Similarly other had various kind of psychological effects of sexual harassment.

Though out of the total respondents less number of respondents reported that they had experienced sexual harassment, the data shows that it might increase in the future if preventive measures are not adopted in the education in institution and it would have bad impact in the study of the students.

5.2 Recommendation

5.2.1 Recommendations for policy related:

-) To aware the students about sexual harassment programme should be conducted in the education institutions.
-) Awareness programme should also be organized to educate the male students of the institutions not to harass the female students sexually and respect them.
-) The education institutions' administration should organize interaction programme involving the both female and male students so that they become closer to each other which might minimize the sexual harassment.
-) The college administration should make some provision of minor punishment to the perpetrator involved in the sexual harassment.
-) Matter against sexual harassment should be included in the textbooks of the related subjects.

5.2.2 Recommendations for practice Related

-) Aware the students about sexual harassment programmers should be conducted in the education institution.

-) The institution should organized interaction programmer involving both male and female. so that they became closer to each other which might minimize the sexual harassment

5.2.3 Further Research Related

Because of limited time duration and other many practical and technical problems more attempts could not be done in this study to cover women of other diverse field or areas. This study was only done with the Bachelor level female students of a particular college. Study also can be done with working women who work as the general workers or it can also be carried out among the women working in different offices. So that, only we can get the overall picture of the harassment. In my experience, I found that though that the female students have experienced of some kind of sexual harassment. They are not aware about it. So, if any researcher wants to carry out research in sexual harassment related topic, the researcher should first introduce what sexual harassment actually is.

BIBLIOGRAPHY

- Adhikari, Shova (2067-03-25). *Annapurnapost*, National Daily.
- Adhikari, S.H. (2006). *Sexual and Health Knowledge, Atitude, Behavior and Practice in Higher Secondary School*, an unpublished dissertation Kathmandu.HPPED.T.U.
- Atri, Kamala (2060-08-12). *Annapurnapost*, National Daily.
- Bejema, C. (1998). *Country Report on Sexual Harassment*, UKEquality Between men and women. European Commission. <http://www.un.org/womenwatch/osagi/pdf/shworkpl.pdf>. Retrived 25 Dec.2009.
- Bhandari, R.R. (2067-03-08). *Kantipur*, National Daily.
- Dahal, Amrita (2010). *violence against women and girls in Barun Multiple Campus, Khandbari Shankhuwasabha*, an unpublished Dissertation, Kathmandu. CDPS.T.U.
- Dziech, B. W. & W. L. (1990). *The Lecherous professor, sexual harassment on Chicago Illinois*, University of Illinois Press
- EOC (2005). *Equal Employment Opportunity Commission sexual harassment* From http://www.eeoc.gov/types/sexual_harassment.html Retrieved 8 Jan.2010
- Fernald, L.D. & P.S. (2005). *Munn's Introduction to Psychology*, A.I.T.B.S. Publishers & distributors, J-5/6, Krishan nagar, Delhi. 110 051 India.
- Giri, Sushila (2005). *Violence against girls and women, in Dillibazar, Kanya Multiple Campus*. an unpublished dissertation, Kathmandu. HPPED.
- Hagman, N. (1998). *Country Reports On Sexual harassment Sweden*. Equality between men and women, European commission [.http://www.un.org/womenwatch/osagi/pdf/shworkpa.pdf](http://www.un.org/womenwatch/osagi/pdf/shworkpa.pdf) Retrieved 27 Dec 2009.
- HEPASS (2007). *A profile of HEPASS, Faculty of education*. T.U. Kirtipur.
- HEPASS (2009). *A profile of HEPASS, faculty of education*. T.U. Kirtipur.
- SAATHI (1997). *The Asia Foundation, a situation analysis of violence for South Asia* Kathmandu, Nepal in South Asia United Nations Children's

Found Regional Office.

UNICEF(2001).*A Reference Kit on Violence against women and girls.*

Dhakal, G.K. (2008).*Women experience of sexual harassment in carpet factory an unpublished dissertation, MNCIM.T.U.*

Patai, D. (1998).*Sexual harassment its History and Contradiction.* Gender Issue, winter/spring

Maharjan, S.K. (2005).*Sexual and Reproductive Health Education.* sunlight Publication kirtipur,kathmandu.

Werner, A. (1998).*Country Report on Sexual Harassment Norway Equality Between men and Women.* European Commission.

ILO (2004). *Sexual Harassment at Workplace.* ILO. Nepal.

Sigal, J. (2006).*Violence and Exploitation Against women and Girls,* Annals of the New York. Academy of Science.

Parish, W.L. (1998). A & Laumann *dissertation, Kathmandu,* E.O. Sexual Harassment of women in Urban: *China Springer Netherlands.*

<http://www.m.gawker.com> Retrieved 2 Sep.2010.

<http://www.merrian.webstar.com> Retrieved 2 Sep 2010.

<http://www.wikipedia.org> Retrieved 4 Sep.2010.

<http://www.sexualharassmentsupport.org> Retrieved 24 Nov.2010.

<http://www.now.org/issues/ha> Retrieved 24 Nov.2010.

<http://www.aacr.hrschool.org> Retrieved 16 May.2010.

<http://www.health.ninemsn.com.au/family/familyhealth/689611/sexuality> Retrieved 12 Feb.2011.

<http://www.amnestyusa.org> Retrieved 12 Feb.2011.

APPENDIX
QUESTIONNAIRE
TRIBHUWAN UNIVERSITY

Level.....

Date.....

Permanent address.....

Age.....

Caste.....

Marital status.....

Religion.....

1. How long you have been studying in this campus?

.....**Month**

.....**Year**

2. Are you familiar with the word sexual harassment?

Familiar

Unfamiliar

3. Have you faced sexual harassment at your campus?

Yes

4. If yes, from whom did you face such harassment?

Students of other classes

Peers

Teacher

Other staff of campus

5. Out of the following what kind of sexual harassment have you faced?

- Suggestive looks or gestures
- Touching various parts of body
- Letter telephone calls and sending obscene materials
- Asking vulgar question and telling vulgar jokes
- Showing pornographic picture or films
- Drawing vulgar pictures or words on the toilet
- Using vulgar words while speaking

6. In which place have you faced harassment?

- In the class room
- Out of the class room
- Canteen

Others.....

7. What was your a reaction when you faced sexual harassment?

- Ignore the incidence
- Crying after the incidence
- Vulgar or physical assault to the harasser by them selves
- Physical assault to the harasser with the help of other people
- Share the incidence with friends and relatives
- File the case at the police station

Others.....

8. Have the sexual harassment affected your study?

- Yes** **No**

9. If yes, what kind of effect have you felt?

- Unable to concentrate in study**
- Feel like quitting the study**

Others.....

10. Did the sexual harassment have effect in your mental state?

- Yes** **NO**

11. If yes, what kind of effect have you felt?

- Feeling of shame**
- Feeling of helplessness**
- Feeling of helplessness**
- Disturbed sleeping**
- Irritability**
- Feel like crying for no reason**
- Felling of loneliness**
- Getting angry for no reason**
- Wanting to stay alone**
- Various kinds of thought in the mind**
- Feeling angry or violent towards the perpetrator**

Feeling that privacy has been disclosed

Feeling of going out of control

Feeling of low self respect

12. Did you take any medical help from the doctors at that time?

Yes

No

13. If yes, from whom did you take help and what kind of help did you

Receive? If not why did not you take help?

.....

14. Did the sexual harassment have any kind of effect in your physical state?

Yes

No

15. If yes what kind of effect did you experienced?

Headache

High blood pressure

Loss of appetite

Difficult to breathe

Feeling dizziness

Getting thinner and weaker

Feeling of restlessness

16. Did you take doctors advice at that time?

- Yes** **No**

17. What do you thinks what kind of measures can be adopted to stop the sexual harassment in your campus?

- Prepare rules and policy in the college on sexual harassment and inform the students about it.**
- Have convenient means in the campus to complain**
- Authority's role in preventing sexual harassment**
- Make provision for taking stern action to the perpetrators**
- Campus administration should play active role to prevent sexual harassment**
- Aware the students about sexual harassment in the campus**
- Active role of government in the college for the prevention of sexual harassment**

Other.....