

CHAPTER - I

INTRODUCTION

1.1 Background of the Study

The business world today is more sophisticated than it was in the past. The changing lifestyle and increased demand for goods and services have always been a challenge as well as opportunity to business houses. The expansion of any kind of business is impossible if there is insufficient fund. The firms need finance for various purposes. The type of finance needed by a firm largely depends upon the type of the enterprises, and varies from one firm to other, depending on the firm's peculiarities. The need for long-term assets may be higher for some enterprises than the others and they may require higher amount of working capital, too.

The nature and volume of capital needed in a productive process are directly related to the nature and volume of number of components. These components include use of land, capital equipment, labor, building up of stocks and miscellaneous expenses (Goldschmidt, 1956:54).

There are two sources; internal and external, of fulfilling financial needs of a firm. Internal sources of financing mainly consist of retained profits of the enterprises and the provision for depreciation. This self-financing was the only method of financing an enterprise in a rudimentary stage of the economy where every economic unit is self-sufficient.

With the development of money, finance and financial institutions, it is no longer necessary for an enterprise to finance from its internal sources alone and have a

balanced budget. Furthermore, the innovation of corporate form of business organization with the principle of limited liability and efficient technique of acquiring capital through the issue of variety of ownership and debt securities have enabled investors to satisfy their diverse asset preferences. This has made it possible for a corporate enterprise to attract the external funds from the public by issuing shares. On the other hand, promoters' equity fund may not be sufficient for its financial requirements whether it is newly establishing company or seeking to expand and modernize. They can get loans from the banks and financial institutions, which lend only a certain percentage of the company's equity base or asset which may not be sufficient for the company. At the same time, getting loan from bank and financial institutions is not easy because there is a lengthy process and legal requirements involved. Issuing of shares to the general public is made compulsory under Securities Exchange Act, 1983 AD in Nepal. Promoters will not receive permission from the government authority to establish a public limited company if they do not show desire to include general public in its equity base. Hence, the firm needs to sell part of its total equity to the general public to raise the required funds through public issue of shares. (Securities Exchange Act, 1983)

Looking back into the history of Nepalese securities market, it can be traced that the market started in the mid-1930s with the issuance of shares of some companies. However, the formal institutionalization began only after the establishment of Securities Exchange Center in 1976. The then Securities Exchange Center was responsible for undertaking the job of brokering, underwriting, managing public issue, market making for government bonds and other securities market services. Introduction of the Company Act in 1964, issuance of Government Bond in 1964 and introduction of Securities Act in 1983 were the most important past initiatives

for the development of securities markets in Nepal. The development process accelerated with the liberalization policy of the Government during 1990s. During the period major initiatives were taken for the development of the securities market, the most important one being establishment of Securities Board of Nepal (SEBON) in 1993 as an apex regulator of securities markets. With the establishment of SEBON the then, Securities Exchange Center was converted into Nepal Stock Exchange Ltd. (NEPSE), which started secondary trading of securities with the introduction of stock brokers.

The major regulatory framework for the securities market is provided by Securities Act, 2006, which has given authority to the SEBON for the regulation of securities market. As per Act, the major objectives of SEBON are to regulate issue and trading of securities and market intermediaries, promote the market and protect investors' rights. Besides, the duties and responsibilities of Securities Board are to register securities and approve prospectus of public companies, providing license to operate stock exchanges, provide license operate securities businesses, permit operation of collective investment schemes and investment funds, draft regulations, issue directives and guidelines and approve bylaws of stock exchanges, supervise and monitor stock exchanges and securities business activities, take enforcement measures to ensure market integrity, frame policies and programs relating to securities market and advise the government in this regard. Thus, the responsibility of developing and regulating the securities market in the country rests solely on SEBON. (Thapa, 2007:21)

1.2 Introduction of Initial Public Offering in Nepal

Initial Public Offering (IPO), also referred to simply as a “public offering”, is when a company issues common stock or shares to the public for the first time. They are often issued by smaller, younger companies seeking capital to expand, but can also be done by large privately-owned companies looking to become publicly traded.

For the investors Initial Public offering (IPO) is also an option. An Initial Public Offering (IPO) occurs when a security is sold to the general public for the first time, with the expectation that a liquid market will develop. An IPO can be of any debt or equity security.

In an IPO, the issuer may obtain the assistance of an underwriting firm, which helps it determine what type of security to issue (common or preferred), best offering price and time to bring it to market.

IPO can be a risky investment. For the individual investors, it is tough to predict what the stock or share will do on its initial day of trading and in the near future since there is often little historical data with which to analyze the company. Also, most IPO are of companies going through a transitory growth period, and they are therefore subject to additional uncertainty regarding their future value.

Primary market of securities which originates new issues of stocks and bonds avails cash to the issuer which may be invested in the business. Generally companies start out their business by raising equity capital from the small number of investors, and with the increment of the business activities it needs additional equity capital and desires to "go public" by selling to the general public. This kind of public offering includes cost that may direct or indirect. The direct costs include

legal, auditing, and underwriting fees. And the indirect costs include management of time and efforts as well as dilution of selling shares at below the price prevailing in the market. These kinds of direct and indirect costs affect the cost of capital for firms going public.

The people or institutions responsible for finding out investors for the IPO of the securities sold in the primary market are called the investment bankers or issue mangers. Investment bankers are also called underwriters; they purchase new issues from security issuers and arrange for their resale to the investing public. IPO generally involve one or more investment banks as "Underwriters". The company offering its shares called the "issuer" enters a contract with an underwriter to sell its shares to the public. The underwriter then approaches investors with offers to sell these shares.

Capital Market is gaining business attention since last few years. The NEPSE index, which shows the stock price trend of all the listed securities in the stock market, has been increasing in the recent fiscal years. Hence, the general investors are very keen to make investment in the securities of the companies through both secondary and primary markets. In primary market, the investment is made through public issues of ordinary shares, preference shares, debentures and right shares as well as mutual fund and unit scheme.

To sum up, an initial Public Offering is the first sale of corporation's common shares to public investors. The main purpose of an IPO is to raise capital for the corporation. While IPO are effective at raising capital, they also impose heavy regulatory compliance and reporting requirements.

1.3 Statement of the Problem

In developing country like Nepal, IPO is still a new phenomenon. Majority of the Nepalese people are said to have been illiterate and even educated people too don't know much about the practice of stocks. Response to the IPO has always been so overwhelming, however even the aware people lack the confidence level. So it is unlikely that they invest in the securities logically. IPOs can be a risky investment. For the individual investor, it is tough to predict what the stock will do on its initial day of trading and in the near future because there is often little historical data with which to analyze the company. Also, most IPOs are of companies' going through a transitory growth period, which are subject to additional uncertainty regarding their future values.

But the recent trend shows that the investors invest in the IPO many times more than the issue. The reason for this is that only limited investors are applying for the IPO by hoarding citizenship certificates of other people. In Nepalese context it is evident that people lack the knowledge and because of which people are giving their power of attorney to other for IPO, Which affect the financial system badly. These people are creating an artificial crisis, which in turn, increases share price more than their book value.

To control this activity, Security Board of Nepal (SEBON) is updating the criteria required for applying IPO, in order to make the IPO transparent. Among them, the latest updated criteria is that the investor should disclose the banking detail if he wants to apply for more than Rs.10,000 and the investor should be present while submitting the form along with the original citizenship certificate; the issuing company must give the interest for the applied money during the period between

applying date and allotment date; the issue manager must give the account payee cheque while refunding the money for applying more than Rs.10000 and the issue manager must allot the share within 45 days.

The problem towards this study is directed to identify the investor's responses towards the IPO of financial as well as non-financial sectors in Nepalese market, how is primary market growing in Nepal, how are the issue managers performing in IPO, generally what an investor expects from his or her investment, how to invest in IPO and how to manage fund for IPO etc.

In view of above context and realities, the study has identified the following major research questions.

-) What is the situation of primary market issues over the study period?
-) What is the growth pattern of primary share issue market in Nepal?
-) What is the performance level of the investment bankers (issue managers) in the process of IPO?
-) What are the perceptions and expectations of investors towards the initial public offering of different sectors?
-) What are the roles of different stakeholders for further improvement of IPO?

1.4 Objectives of the Study

The overall objective of this study is to explore and examine the investor's response to the Initial offering or primary issue of shares in perspective of Nepal. The specific objectives of the study are as follows:-

-) To assess the situation of primary market issues
-) To examine the growth of primary share issue market in Nepal.

- J To identify the performance of the investment bankers (issue managers) in the process of IPO.
- J To analyze the perceptions and expectations of investors towards the initial public offering of different sectors.
- J To recommend for further improvement of IPO based on study findings.

1.5 Significance of the Study

This study mainly focuses on the responses of individual investors towards Initial Public Offering. It also focuses on what they actually want in IPO before they actually invest their sector preference, their knowledge level, and performance of issue managers. It also focuses in the distribution process of IPO, restriction on margin lending as IPO funding via financial institutional loans is not a healthy practice as it does not reveal the true picture of the company. Single investors apply hundreds of application showing dummy names. As a result they can capture large number of shares and can influence the company management and stock price too. Public Response to primary market in Nepal is mainly considered as the primary market practices in Nepal. There are many securities issued in the primary market such as Bond, Preferred stock and common stock. This study mainly considered common stock as a concern for study.

This study might serve to be crucial information for these respective institutions taken as sample for the study in IPO procedure. This study will also be helpful to the prospective investors and the organization in the field of public Offering as there still lacks the study regarding IPO in Nepal. This study will assist in the formulation of policy and will also assist the policy makers to get the practical knowledge of existing rules and regulations.

From this study, investors will have more clear conception over their investment and they will be able to make a right choice. It will also be helpful to the students who want to make research in IPO.

This study will be significant to analyze the legal provision, possibilities, problems and prospects of IPO in Nepal. It will also be helpful to know the investors response to IPO of different industries. The prospective offering company may also get significant knowledge from this study.

1.6 Limitations of the Study

This study of public response regarding IPO has some limitations as well. They are:-

This study takes the secondary data also, so the accuracy of research depends upon the reliability of the data.

-) The data are used only up to 2010.
-) The information regarding the same questionnaire is different from different sources.
-) Many Securities are issued in the securities market but considered only common stock for the analysis.

1.7 Organization of the Study

The study has been organized into five chapters as outlined here under.

Chapter – I: Introduction

This chapter contains introductory part. It describes the general background of the study, statement of the problem, objective of the study, significance of the study, limitation of the Study and organization of the study.

Chapter - II: Review of Literature

This chapter contains brief review of past research works and studies. It describes the conceptual framework of the subject matter as well.

Chapter – III: Research Methodology

This chapter explains about the methods to collect the data, the sample size used and about the methods used to analyze the data.

Chapter – IV: Data Presentation and Analysis

This chapter presents the collected data in tabular form and in different pictures, so that it could be easy to analyze them.

Chapter - V: Summary, Conclusion and Recommendations

This chapter finally summarizes the study in few paragraphs and tries to conclude the whole study; that is the result of the research. And finally depending upon the summary and conclusion, recommendations have been given.

CHAPTER - II

REVIEW OF LITERATURE

2.1 Introduction

This chapter is concerned with reviewing the available literature in the study area. The whole chapter has been organized into different sections that covers review of available books, journals, articles and published and unpublished papers and thesis.

2.2 Conceptual Framework

2.2.1 Financial Market

Financial markets provide a forum in which suppliers of loans and investment can transact business directly. The loans and investment of institution are made without the direct knowledge of the suppliers of fund (savers), suppliers in the financial markets know where their funds are being lent or invested. The two key financial markets are the money market and the capital market. Transaction in short- term debt instruments or marketable securities take place in the money market. Long-term securities (bond and stocks) are traded in the capital market (Gitman, 1988:30).

All securities, whether in the money or capital markets, are initially issued in the primary market. This is the only market in which the company or government is directly involved in the transaction and receives direct benefit from the issue-that is, the company actually receives the proceeds from the sale of securities. Once the securities begin to trade among individual, business, government or financial institution savers and investors, they become part of the secondary market. The

primary market is where new securities are sold. The secondary market can be viewed as a “used” or “pre-owned” securities market. (Securities Board)

2.2.2 Money Market

The money market is created by a financial relationship between suppliers and demand market of short-term funds, which have maturities of one year or less. The money market is not as actual organization housed in some certain location, such as a stock market, although the majority of money market transactions are made in marketable securities, which are short-term debt instruments, such as treasury bills, commercial paper, and negotiable certificates of deposit issued by government, business, and financial institutions respectively.

The money market exists because certain individuals, businesses, government, and financial institutions have temporarily idle funds that they wish to place in some type of liquid asset or short-term, interest-earning instrument. At the same, other individuals, businesses, governments, and financial institutions find themselves in need of seasonal or temporary financing. The money market thus brings together these suppliers and demand markets of short-term liquid funds.

As far as Securities Market is concerned, it is an important constituent of capital market. It has a wide term embracing the buyers and sellers of securities and all the agencies and institutions that assist the sales and resale of corporate securities (Rough, 1966:50).

The development of a sound securities market with its constituent financial institution is one of the mechanisms which enable the efficient transformation of savings from the hands of surplus spending units to those of deficit spending ones

who can use them more productivity and/ or have loss/ risk aversion (Rough, 1966:56).

Market capitalization is the market value of listed share. In other words, it is the product of closing market price and the number of listed shares of a company or companies. (NEPSE)

Relative market capitalization and the number of listed companies can measure stock market size. The market capitalization ratio is determined by dividing the value of all shares listed on a national exchange by the host country's gross domestic product (The World Bank, 1995).

Market liquidity or the ability to buy and sell securities easily is also indicated by two measures. One is the total value of shares traded on the stock exchange divided by GDP. The second measure of liquidity is the turnover ratio, the value of total shares traded divided by market capitalization. Thus, turnover, by capturing trading relative to the size of the stock market, complements the total value ratio, which compares trading to the size of the economy (The World Bank, 1995).

Market concentration is determined by computing the share of market capitalization for the ten largest stocks on the exchange.

2.2.3 Capital Market

Capital market refers to the links between lenders and borrowers of funds, arranging of funds-transfer process to seek each other's benefit (Philips, 1979:220). These lenders and borrowers coming together in the capital market play effective financial intermediaries to activate both primary and secondary market through the use of various long term capital market instruments like common

stock, bonds, preferred stock, convertible issues and many more like that. The participants in the capital market are small businesses, large businesses and government. Funds flowing into the capital market are available by lenders for terms longer than those flowing in the money market.

Capital market consists of the various suppliers and users of long term finance. As it is differentiated from the money market which embraces short-term finance. The capital market serves as a link between suppliers and users of finance. It is a mechanism for the mobilization of public savings and channeling them in productive investment. In this way, an important constituent of the capital market is the securities market. It has a wide term embracing of buyers and sellers of securities and all those agencies and institutions which assist the sale and resale of corporate securities (Gupta, 1978:88).

The capital market is a financial relationship created by a number of institutions and arrangements that allows the supplies and demanders of long term funds-funds with maturities of more than one year-to make transactions. Included among long-term funds are securities issue of business and government. The backbone of the capital market is formed by the various securities exchanges that provide a forum for debt and equity transactions. The smooth functioning of the capital market, which is enhanced through the activities of investment bankers, is important to the long-run growth of business (Gitman, 1988:170).

The capital market may be studied under two headings i.e. Primary Market and Secondary Market

2.2.4 Primary Market vs. Secondary Market

2.2.4.1 Primary Market

Primary market is new issue market of securities. The primary market deals with those securities, which have been made available to the first time. "Primary Market is the market place where instead of goods and services securities are sold to mobilized the savings for the establishment and operation of the business" (Bhattarai, 2002:3).

Primary market is new issue market of securities. The primary market deals with those securities, which have been made available to the first time. The growth of primary market is encouraging since many public companies including joint venture banks have been successful to tap capital through the flotation of securities to the general people.

There are three ways in which a company may raise capital in the primary market.

I. Public Issue-

This involves sale of securities to the public. It is by far the most important mode of issuing securities.

II. Right Issue-

This is a method of raising further funds from existing shareholders by offering additional securities to them on a preemptive basis. It involves the offer of additional shares to existing shareholders. These are offered in proportion of existing shareholdings. Each existing shareholder receives one right for each share owned. The right states the terms of the option to purchase new shares, specifying

the number of shares required to purchase each new share, the subscription price for new share, and the expiry date of the option.

III. *Private placement*

It involves selling securities privately to a single investor or to a small group of investors. In the United States private offerings are made under an exemption from SEC registration. Section 4(2) of the Securities Act of 1933 allows the unregistered sale of securities by an issuer so long as it is not a public offering. In general, the provisions set forth in Section 4 (2) require that private placements be sold to a limited number of sophisticated investors who are buying for investment purposes.

These right issue and private placement are primary issue but these are not public issue.

2.2.4.2 Secondary Market

Secondary market is that market value where there is trading of outstanding securities of private business organizations and government. Investors can purchase and sell outstanding securities of companies in secondary market. "Secondary market is the market place where secondhand securities are traded. It means securities once purchased through primary market are traded in secondary market" (Bhattacharai, 2002:5).

In growth of primary market, there is also contribution of secondary market. Secondary market accelerates the liquidity of securities. Stock is traded in two different kinds of market: Stock exchange and OTC market. New York exchange (NYSE) and (NEPSE) are examples of organized and secondary market. Securities trading in primary and secondary market can be divided as follows:

Ordinary Shares

Ordinary share provides possession of company to shareholders. Common shares are mostly risky than both bonds and preference shares. Common shareholders have attraction in investing due to their voting right, enjoying large amount of dividend, to earn capital profit from stock price raise.

Preference Shares

Preference shares are those shares, which have fixed dividend and right of acquiring principal before ordinary shares at the time of liquidation. It is hybrid between the bond and common stock because preferred stock has fixed dividend, which similar to the bond and payment of principal after bonds that like ordinary shares.

Bond

Bonds are debit instruments and issued with coupon rate. Interest is paid at coupon rate semi annually or annually. Bonds are generally issued with some certain maturity period. Principal is returned at maturity period. There is different type of bonds due to variable terms, conditions and features of bond to each other's. Bond may be distinguished according to their repayment provisions, type and security pledged, time of, maturity and technical factor.

2.2.5 Investment consideration to the potential investors in the Primary Market

Rules and regulations alone would not be able to protect the interest of investors. They should be able to analyze and evaluate following aspects of the company before taking their investment decision.

Investors should select those companies share which are regarded as well operating and good future prospects, reliable management, beneficial sectors or higher growth. Investing in the shares of these companies is less risky than others. The investors who invest in stock, they must compare the price and the value or the share in the market and should select the share which has lower market price in comparison to its value.

The investors should take information regarding company's promoters, size, growth, environment, board of directors, past statements and as well as budgeted statements, which can be obtained from memorandum, prospectus, articles of the concerned company.

2.2.6 Investment consideration to the potential investors in the Secondary Market

Investors should be informed about the following matters before investing in the secondary market.

- J Keep information of the companies return to the shareholders in the form of cash dividends, stock dividends, bonus shares etc. they should also be informed about Earning per share (EPS), book value of share (BVS), price earnings ratio (P/E Ratio), future plan, growth expectancy of the company

through the annual, quarterly and half-yearly performance reports, profit and loss account (P/L a/c), balance sheet (B/S) and annual reports.

- J Analyze the price related information provided by SEBON and NEPSE about the listed companies.
- J Study the trading statements and financial analysis of the listed companies published by NEPSE.
- J Study articles related to the trading of shares and economic matters published in different newspapers and magazines.
- J Study the annual report of SEBON.
- J Study the act and regulation concerning to the shareholder's right.

Once the investors think of making investment, he approaches to the broker to choose a firm that is suitable for his needs of investments and to select a representative of the firm with whom he can work. The representative should be able to furnish the investor at all times, on reasonable choice, information on any specific company's securities.

2.2.7 Pricing Differences

We may have found that there can be large differences between the price of an Initial Public offering (IPO) and the price when the IPO shares start trading in the secondary market.

The pricing disparities occur most often when an IPO is "hot" or appeals to many investors. When an IPO is "Hot", the demand for the securities far exceeds the supply of shares. The excess demand can only be satisfied once trading in the IPO shares begins. This imbalance between supply and demand generally causes the

price of each share to rise dramatically in the first hours or days of trading. Many times the price falls after this initial flurry of trading subsidies.

2.2.8 IPO by Private Company to the Public

IPOs are often issued by smaller, younger companies seeking capital to expand and also can be done by large privately owned companies looking to become publicly traded.

In an IPO, the issuer obtains the assistance of an underwriting firm, which helps it determine what type of security to issue (common or preferred), best offering price and time to bring it to market.

2.2.9 Risky Investment

Investing in IPO is often seen as an easy way of investing, but it is highly risky and many investment advisers advise against it unless you are particularly experienced and knowledgeable. IPO is considered risky because of the unpredictability in nature. No past track record of the company adds further to the dilemma of the shareholders as to whether to invest in the IPO or not. With no past track record, it becomes a difficult choice for the investors to decide whether to invest in a particular IPO or not, as there is no basis to decide whether the investment will be profitable or not. For the individual investor, it is thus tough to predict what the stock will do on its initial day of trading and in the near future since there is often little historical data with which to analyze the company. Returns from investing in IPO are not guaranteed. The Stock Market is highly volatile. Stock Market fluctuations widely affect not only the individuals and household, but the economy as a whole. The volatility of the stock market makes it difficult to predict how the

shares will perform over a period of time as the profit and risk potential of the IPO depends upon the state of the stock market at that particular time. (Guleria, 2009:15)

Pricing

Initially, IPOs have been under-priced. The effect of under-pricing an IPO is to generate additional interest in the stock when it first becomes publicly traded. This can lead to significant gains for investors who have been allocated shares of the IPO at the offering price. However, under-pricing an IPO results in "money left in the table", lost capital that could have been raised for the company had the stock been offered at a higher price.

The danger of over pricing is also an important consideration. If a stock is offered to the public at a higher price than what the market will pay, the underwriters may have trouble meeting their commitments to sell shares. Even if they sell all of the issued shares, if the stock falls in value on the first day of trading, it may lose its marketability and hence even more of its value.

Investment banks therefore take many factors into consideration when pricing an IPO, and attempt to reach an offering price that is low enough to stimulate interest in the stock, but high enough to raise adequate amount of capital for the company. The process of determining an optimal price usually involves the underwriters ("syndicate") arranging share purchase commitments from lead institutional investors.

Why Go Public?

Before deciding whether one should complete an IPO, it is important to consider the positive and negative effects that going public may have on their mind. Typically, companies go public to raise and to provide liquidity for their shareholders. But there can be other benefits. Going public raises cash and usually a lot of it. Being publicly traded also opens many financial doors:

-) As long as there is market demand, a public company can always issue more stock. Thus, mergers and acquisitions are easier to do because stock can be issued as part of the deal.
-) Trading in the open markets means liquidity. This makes it possible to implement things like employee stock ownership plans, which help to attract top talent.
-) Going public can also boost a company's reputation which in turn, can help the company to expand in the marketplace.(Guleria,2009:11)

Significance of IPO

Investing in IPO has its own set of advantages and disadvantages. Where on one hand, high element of risk is involved, if successful, it can even result in a higher rate of return. The rule is:

Higher the risk higher the return. The company issues an IPO with its own set of management objectives and the investor looks for investment keeping in mind his own objectives. Both have a lot of risk involved. But then investment also comes with an advantage for both the company and the investors.

The significance of investing in IPO can be studied from 2 viewpoints – for the *company* and for

the *investors*. This is discussed in detail as follows:

) Significance to the company

When a privately held corporation needs additional capital, it can borrow cash or sell stock to raise needed funds. Or else, it may decide to “go public”. "Going Public" is the best choice for a growing business for the following reasons:

The costs of an initial public offering are small as compared to the costs of borrowing

-) large sums of money for ten years or more,
-) The capital raised never has to be repaid.
-) When a company sells its stock publicly, there is also the possibility for appreciation of the share price due to market factors not directly related to the company.
-) It allows a company to tap a wide pool of investors to provide it with large volumes of capital for future growth. .(Guleria,2009:12)

) Significance to the shareholders

The investors often see IPO as an easy way to make money. One of the most attractive features of an IPO is that the shares offered are usually priced very low and the company’s stock prices can increase significantly during the day the shares are offered. This is seen as a good opportunity by ‘speculative investors’ looking to notch out some short-term profit. The ‘speculative investors’ are interested only in the short-term potential rather than long-term gains. (Guleria, 2009:13)

How does an IPO get valued?

The price of a financial asset traded on the market is set by the force of supply and demand. Newly issued stocks are no exception to this rule- they sell for whatever price a person is willing to pay for them. The best analysts are experts at evaluating stocks. They figure out what a stock is worth, and if the stock is trading at a discount from what they believe it is worth, they will buy the stock and hold it until they can sell it for a price that is close to or above, what they believe is a fair price for the stock. Conversely, if a goal analyst finds a stock trading for more than he or she believes it is worth, he or she moves on to analyzing another company, or short sells the overpriced stock, anticipating market correction in the share price.

What are some good methods for analyzing IPO's?

Initial public offerings (IPO) are unique stocks because they are newly issued. The companies that issues IPOs have not been traded previously on an exchange and are less thoroughly analyzed than those companies that have been traded for long time. Some people believe that the lack of historical share price performance provides a buying opportunity, while others think that because IPOs have not yet been analyzed and scrutinized by the market, they are considerably riskier than stocks that have a history of being analyzed. A number of methods can be used to analyze IPOs, but because these stocks do not have a demonstrated past performance, analyzing them using conventional means becomes a bit trickier.

If we are lucky enough to have a good relationship with our broker, we may be able to purchase oversubscribed new issues before their clients. These tend to appreciate considerably in price as soon as they become available on the market:

because demand for these shares is higher than supply, the price of oversubscribed IPO's tends to increase until supply and demand come into equilibrium.

Here are some points that should be evaluated when looking at a new issue:

1. Why has the company elected to go public?
2. What will be the company doing with the money raised in the IPO?
3. What is the competitive landscape in the market for the business's products or services? What is the company's position in this landscape?
4. What are the company's growth prospects?
5. What level of profitability does the company expect to achieve?
6. What is the management like? Do the people involved have previous experience running a public-trading company? Do they have a history of success in business ventures? Do they have sufficient business experience and qualifications to run the company? Does the management itself own any shares in the business?
7. What is the business or company's operating history, if any?

The first public offering of equity shares or convertible securities by a company, which is followed by the listing of a company's shares on a stock exchange, is known as an 'Initial Public Offering'. In other words, it refers to the first sale of a company's common shares to investors on a public stock exchange, with an intention to raise new capital. Going public means a company is switching from private ownership to public ownership. Going public raises cash and provides many benefits for the company. Many startups went public without any profits and little more than a business plan. For those getting in on a hot IPO is very difficult, if not impossible. The most important objective of an IPO is to *raise capital* for the

company. It helps a company to tap a wide range of investors who would provide large volumes of capital to the company for future growth and development. A company going for an IPO stands to make a lot of money from the sale of its shares which it tries to anticipate how to use for further expansion and development. The company is not required to repay the capital and the new shareholders get a right to future profits distributed by the company. (Guleria, 2009:10)

The process of underwriting involves raising money from investors by issuing new securities. Companies hire investment banks to underwrite an IPO.

It's hard enough to analyze the stock of an established company. An IPO company is even trickier to analyze since there will not be a lot of historical information. Look for the usual information, and at the same time pay special attention to the management team and how they plan to use the funds generated from the IPO. At the same time we should analyze the underwriters as well. Successful IPO's are typically supported by the brokerages that have the ability to promote a new issue well.

2.2.10 The Underwriting Process

When shares are bought in an IPO it is termed primary market. The primary market does not involve the stock exchanges. A company that plans an IPO contacts an investment banker who will in turn called on securities dealers to help sell the new stock issue. This process of selling the new stock issues to prospective investors in the primary market is underwriting (Guleria, 2009:13).

Underwriting is an agreement between the issuing company and financial institution like bank, merchant banks, broker or other person, providing for their taking up the shares or debentures to the extent specified in the agreement.

When a company wants to go public, the first thing it does is hire an Investment Bank. A company could theoretically sell its shares on its own, but realistically, an investing bank is required. Underwriting is the process of raising money by either debt or equity. We can think of underwriters as middlemen between companies and the investing public. The biggest underwriters in our Nepal are Nepal Merchant Banking & Finance Ltd. Co.(NMBL), Citizen Investment Trust (CIT), NIDC Capital Market Ltd. (NCML), etc.

The company and the investment bank will first meet to negotiate the deal. Items usually discussed include the amount of money a company will raise, the type of securities to be issued and all the details in the underwriting agreement. The deal can be structured in a variety of ways. For example, in a firm commitment, the underwriter guarantees that a certain amount will be raised by buying the entire offer and then reselling to the public. In a best efforts agreement, however, the underwriter sells securities for the company but does not guarantee the amount raised. Also, investment bank does not bear all the risk of offering. Instead, they form a syndicate of underwriters. One underwriter leads the syndicate and the others sell a part of the issue. Only a limited number of broker-dealers are invited into the syndicates as underwriters and some of them do not have individual investors as clients. Moreover, syndicate members themselves do not receive equal allocation of securities for sale to their clients.

The underwriters in consultation with the company decide on the basic terms and structure of offering well before trading starts, including the percentage of shares going to institutions and to individual investors. Most underwriters target institutional investors as wealthy investors in IPO distributions. Underwriters believe that institutional and wealthy investors are better able to buy large blocks of IPO shares, assume the financial risk, and hold the investment for the long term.

Once all sides agree to a deal, the investment bank puts together a registration statement to be filed with the SEC. The document contains information about the offering as well as company info such as financial statements, management background, any legal problems, where the money is to be used and insider holdings. The SEC then requires a cooling off period, in which they investigate and make sure all material information has been disclosed. Once the SEC approves the offering, a date (the effective date) is set when the stock will be offered to the public.

During the cooling off period the underwriter puts together what is known as the Red-herring. This is an initial prospectus containing all the information about the company except for the offer-price and the effective date, which are not known at the time. The company act has made mandatory that any institution going into public offering must issue the prospectus before issuing the securities to the public. With the Red-herring in hand, the underwriter and company attempt to hype and build up interest for the issue. They go on a road-show, also known as the "dog and pony show"- where the big institutional investors are courted.

As the effective date approaches, the underwriter and the company sit down and decide on the price. This is not an easy decision: it depends on the company, the

success of the road-show and, most importantly, current market conditions. Of course, it's in both parties interest to get as much as possible. Finally, the securities are sold on the stock market and the money is collected from investors.

2.3 Review of Previous Thesis

The investment consideration begins from the selection of the broker to assist the trading in the securities market. Most investors have access to investment information in the form of oral and written from their brokers. Brokers subscribe to well-known investment information sources that can be used by the customers. Brokers are most active trading agents of capital market. Stockholders are backbone of stock market growth and its smooth functioning.

Pandey (2001), conducted a research on, "Public response to Primary Issue of Shares in Nepal," with the objective of: identify the problems of primary share issue market, assess the growth of primary issue market, analyze the pattern of public response to shares & find the reasons of variation. Mr. Pandey has summarized his find as: Public response in primary market is high due to lack of opportunities for investment in other fields. No proper investment analysis is been made. Despite this, public are attracted towards shares than other sectors, basically to increase their value of investment, be it dividend capital gain or bonus shares. It can be seen that public response to primary issues on Banking and Financial sectors is normally higher than that of the manufacturing and services sector. Major causes for poor response in the period 1995-1998 were; interest rates were higher as compared to dividend yield, the public companies were not performing well and people did not know about the importance of investing securities. Now the response is highly positive because people are aware, money flow in the market

is higher, people have seen that most companies are distributing dividends, share prices are increasing for most companies and a lack of better alternatives for investment. Now that the average interest rates have gone down, more can be obtained from investment in stock.

Pant (2006), who has done research on "Public Response to IPO in Nepal", with the objective of: identify the dealing process of IPO, analyze the pace of IPO and analyze the public response to the IPO. He used primary and secondary data both.

He has concluded that general investors in Nepal do not have sufficient information regarding the primary market and in spite of this they are interested in investing money in the primary market. They are more interested in financial sector than non-financial sector.

He has also summarized that pace of initial public offering in Nepal seems to be irregular. Even though the organization's process of public offering is quite long, the service provided to the investors seems to be satisfactory. Public response in stock market is high due to lack of opportunities for investment in other sector. Despite this, public are attracted towards shares to increase their value of investment.

A study conducted by **Shrestha (1996)** on the public response to primary issue of shares in Nepal reveals the fact that the scope of primary market is recent days in burgeoning by leaps and bounds. Even the general investors are boisterously pumping up their savings in the new issue of shares causing over subscription to a great deal. Shrestha here asserts that the growth of the primary market is encouraging since many public limited companies including joint venture Banks have been successful in tapping capital through the floatation of shares to the

companies is a direct manifestation of the growing public confidence in the primary market.

The general public simply taps everything that comes on their way, regardless of the promoter's background and company feasibility. Each and every company that came into the market has been successful in tapping the capital from the market and the issue closed within the minimum stipulated time of seven days with huge over subscriptions. Issues of some foreign collaboration banks were oversubscribed to an extent of 19 times and this became simply overwhelming to the company concerned as well as to the issue managers which lead to delays in allotment of shares, refunding and distribution of share certificates to the allotted public. In empirical terms, the shares of 27 companies were placed in the market after the establishment of full-fledged stock exchange. The issue amount is Rs. 533.81m whereas 442,841 applicants applied for the shares but only 132,815 were allotted its shares. While giving details of statement of problems Shrestha presents a rosy picture of the primary market. It is because he is solely dealing with the public response to the primary market. Though issue managers delay in refunding share subscription and allotting shares, he has not cited any such examples throughout his thesis; He further adds that the public response varies from one business sector to another business sector.

During his study period, companies were facing problems in issuing their share to general public. The companies, which have issued shares to the general public, had predicted higher dividend and earnings per share but unfortunately most of them have failed to deliver. Even the performance of the issue manager is also not as good as expected. The mismanagement that follows when the subscription list is open and the subsequent delay in the allotment of shares tend to undermine the

confidence of the investor's there by hindering the future growth of the primary market. Here, Shrestha attributes the sluggish development of the primary market to the crash of stock prices and its speculation, exaggeratedly projected dividend and ROI through prospectus, and issue managers' unscrupulousness in making decision for the allotment for the shares and refunding capital. If all these are detrimental to the primary market, then he has to justify the extent to which the primary market has been detracted from these malpractices. On the contrary, there exist other uncontrollable forces, which hinder the smooth functioning of the primary market. Economic policy, capital formation, investor's attitude, alternative investment opportunities, legal provisions and foreign investment policy belong to this category.

Evaluating the primary market, analyzing the pattern of public response to the new issues, identifying the problems of primary market and presenting remedial measures for the primary market are the objectives set out in the study. Evaluation of primary market does not merely include the number of share issued and sold in the market. As a part of the capital market, it should be reviewed from different angles, like the legal provision, the ratio of shares held by the promoters if not accepted in the share subscription etc. The study is silent about all these multivariate aspects of the primary market. So far as the patterns of the public response to new issue are concerned it has been stratified presumably from the view point of geographical distributions of places. Most importantly to know whether the people are consciously aware of the primary market to say the least of the securities market then it is likely that the investor's status plays a vital role in the analysis of primary market. No doubt urban population is generally responsive of any sorts of economic trend population is generally responsive of any sorts of

economic trend but the question arises: What sorts of social sector are more reactive? These are the indispensable phenomena of the study.

The overall analysis of public response to primary market comprises of two prime ingredients:

-) Geographical response and
-) Subscription status

In this regard, research hypothesis test here correctly assumes support of the study. Although he has selected 12 companies from different sectors and assures that they will represent the remaining one with a view to important information. But he has not stated on what basis they were picked up for the research work. Thus here Shrestha has ignored the statistical concept of selecting companies from the population.

Shrestha further opines that there are data problems in Nepal to conduct a research not only in the capital market but in other fields too. This study found problems regarding the availability of data according to the occupation. Shrestha confirms his failure in the analysis of public response as per the occupational division of applications. Similarly, he points at the wrong design of share application form on the part of the issue managers. Opinion survey questionnaire, interview method would be instrumental in his research work. To understand the public response to market, the analysis should have incorporated both qualitative and quantitative approach of research. That is why; quantitative analysis of the public response has made the study utterly biased.

With regard to the subscription status of the companies, he has found that all the companies are oversubscribed so much so that some are oversubscribed 19 times. To this effect, Shrestha delimits his study maintaining that all the companies, which floated their share to the public before 1933, have not been included because of the unavailability of data. Contrary to his version, the Harisiddhi Bricks and Tiles Factory that issued share during Shrestha's study period had been under subscribed.

Moreover, public response should be dwelling on other factors. For this sake, shrestha assumes that due to the prevailing unfavorable condition of the secondary market, the primary market has been suffering as well. Shrestha has mentioned that the secondary market of securities will play a significant role in boosting the primary market. Since the secondary market is the purview of his study, his way of justifying the condition of the secondary market is not as well as expected. No market price of shares has been analytically presented in the study. Nor does the study include dividend distribution of the companies. In absence of these characters, the failures of the primary market cannot solely be attributed to the secondary market. This study has been conducted devoid of the secondary market analysis.

Above all, Shrestha concludes that a subscription is affected by issue size: the smaller the issues size the greater the times of subscription. This shows that big issue in the future may face problem in collecting issued amount as the fall in the secondary market is bound to affect the primary market. But as we can see from our past experiences, Taragaun Regency Hotel Ltd. And Nepal Industrial and commercial bank were able to collect a huge amount of funds within a very short period of time. Shrestha's rhetoric signifies that share subscription will go up if the

issues size is big. It means company will face difficulties in the future while collecting funds. In this connection, Shrestha presents contradictory views in term of issue size and subscription. If the secondary Market has any impact on the primary market then this should be dealt with an investigative study on both the markets.

IPOs are also supposed to signal the health of companies making the IPO's. There are two ways in which IPOs, after being announced, provide important signals about the company; one when they are announced and the other at the start of trading. Oversubscription of IPO's after announcement signals a reasonably good health of the company and under-pricing of shares as more and more investors try and take benefit of IPO. However, due to availability of loans from financial institutions, the true picture of the company may no longer prevail. This could be due to asymmetric information as even those who know little about stock valuation(primarily speculators rather than rational investors) may approach financial institutions fro loans so that they could enjoy more from a short run performance of IPO's. Besides, more shares being allotted to bigger players in the market, informal buy sell deals happen even before the start of trading (because they could not win allotment during IPO), the price generally paid by the investors is more and the start of the trading day, we could well observe that the share prices are more than the normally expected and unrealistic (New Business Age, March 2006:49).

2.4 Research Gap

Though there are many research studies relating to public response to IPO in Nepal, they failed to analyze the basis for distribution of shares, Shares issued and

issued approved in the process of IPO and response for the margin lending restriction. For the primary data analysis this research has tried to involve more and more people from various sectors like bank, university, business. As in Nepal maximum investors are risk averters, this study also analyzed whether people prefer personal fund or loan for investment. Today's practice is that most investors apply with many names so that they could get more and more shares in IPO, so this research also takes individual investors responses whether they would prefer pro-rata basis for distribution or lucky-draw, which is also missing in other related researches to IPO.

CHAPTER – III

RESEARCH METHODOLOGY

This chapter describes the methods and processes applied to accomplish the study. It provides the methodology followed to achieve the objectives stated in this research work. Research Methodology refers to the various sequential steps to be adopted by a researcher in studying a problem with certain objectives in view. In other words, research methodology describes the method and process to be followed during the research work (Kothari, 1990:10).

This chapter presents the population and procedure, data processing methods, definition of variables, and descriptions of the statistical tools used for the purpose of analysis of the data.

3.1 Research Design

Research design presents overall framework or plan for the activities to be undertaken during the course of a research study. The research design serves as a framework for the study, guiding the collection and analysis of the data, the research instruments to be utilized, and the sampling plan to be followed (Pant, 2005:92).

This study covers quantitative methodology in a greater extent and also uses the descriptive part based on both technical aspect and logical aspect. This research study attempts to analyze the public response to IPO, performance of investment bankers (issue managers) in IPO, source of relating information on the public response to IPO. Thus descriptive as well as analytical research design has been used. This study attempts to analyze the relation between different variables

relating to IPO and public responses. It also tries to analyze what factors actually motivate the investors to invest, what is their goal behind investment, their response sector wise. Therefore, the research design of this study is exploratory in nature.

3.2 Population and Sample

The large group about which the generalization is made is called the population under study. Because of the large group size, it is fairly difficult to collect detail information from each member of population. Rather than collecting detail information from each number, the small portion is chosen as representation of the population is called the sample. Population for this research is the total number of listed companies up to fiscal year 2009/10. which are given below table:-

Table 3.1
Population and Sample Of The Study

Sector	Population of the study	Sample of the study
Financial sector		
Commercial Bank	27	4
Development Bank	79	4
Finance Companies	79	4
Insurance Companies	25	4
Total	210	16
Non – Financial Sector		
Mfg. & Pro. Co.	18	4
Trading Co.	4	2
Hotel	4	2
Others	6	1
Total	32	9

Source: SEBON Annual Report (2009/10)

Table 3.1 shows that from among the 27 listed commercial bank, only 4 have been taken as sample. In the case of development bank and finance companies 4 and 4 samples are taken from population of 79 and 79 respectively. From 25 Insurance companies 4 are taken as sample. From non-financial sector altogether 9 companies are taken as sample from 32 companies.

For the primary data collection 150 respondents from bank, business, university, and brokerage firm have been taken as sample.

3.3 Sample Characteristics

In addition to the selection of the listed companies, the study has made an attempt to understand the perspective different people concerned in this study area. Among the 150 respondents for the primary data collection, 20%(30) are students, 40%(60) are businessman, 16.67%(25) are bankers, 3.33%(5) are brokers and rest 20%(30) are others.

3.4 Data Collection Procedure

A questionnaire schedule was designed in view of the data requirements and distributed to various respondents through which a field survey is conducted. A questionnaire was distributed to 150 respondents (students, businessman, bankers, brokers, and others) for their responses. Almost all the respondents who were approached readily agreed to respond to the questionnaire. For the secondary data collection data from Nepal Merchant Bank & Finance company Ltd., NIDC Capital Market, Citizen Investment Trust, have been approached. At the same time data from Annual report of Security Board Nepal has also been taken.

3.5 Analysis of Data

After the collection of data, an analysis of the data and the interpretation of the results are necessary because data collected from various sources might be in raw form. So, they cannot be used directly. Further, they need to be verified and simplified for the purpose of analysis. The data collected through questionnaire were categorized, tabulated, processed and analyzed using different methods. They are analyzed by percentage method.

A descriptive analysis is also done to find out the overall view and reached to the conclusion.

As both data primary as well as secondary has been used, analysis techniques for the both have been used. Data analysis helps to make the reader more clear about the research and helps to draw conclusions.

3.6 Pretesting

The pretesting of the questionnaire was done on a sample of 10 respondents. Depending on the difficulties encountered by them in answering the questions, its initial format was suitably modified.

3.7 Statistical Tools

Different statistical presentation methods like Bar Diagrams, line charts, pie-charts have been used to analyze the data.

CHAPTER - IV

DATA PRESENTATION AND ANALYSIS

This chapter deals with data presentation, analysis and interpretation following the research methodology presented in the third chapter. Data presentation and analysis are the central steps of the study. The main purpose of this chapter is to analyze and elucidate the collected data to achieve the objective of the study following the conversion of unprocessed data to an understandable presentation. The chapter deals with the main body of the study.

4.1 Data Presentation Analysis

Data presentation is the method of exhibiting them into tables and figures. Data analysis summarizes the collected data and its interpretation attempts to find the meaning and implication of results of data analysis. Analysis is not complete without interpretation and interpretation cannot proceed without analysis. In this course of analysis, data gathered from various sources have been inserted in the tabular form and shown in diagram form. The data have been analyzed by using financial and statistical tools. The results of the computation have also been summarized in appropriated tables. The samples of computation of each model have been included in annexes. This chapter includes presentation of data and analysis of that data to reach at a conclusion. The primary data are used to analyze the investor awareness, response, expectation, choice for investment etc. The secondary data are use to analyze the investor response to the initial investor offering per year and sector wise along with under subscription and oversubscription, growth of public offering and the behavior of general investors.

Collected data have been also analyzed taking resort to other basic statistical tools; percentage, simple average.

4.2 Secondary Data Analysis

The study attempts to analyze the secondary data collected from the annual reports of SEBON, websites of SEBON and NEPSE.

4.2.1 Growth of Initial Public Offering

4.2.1.1 No. of Public Issued on Issued Approved

Table 4.1 shows the number of public issued on issued approved from F/Y 2005/06 to 2009/10 .

Table 4.1
No. of Public Issued on Issued Approved

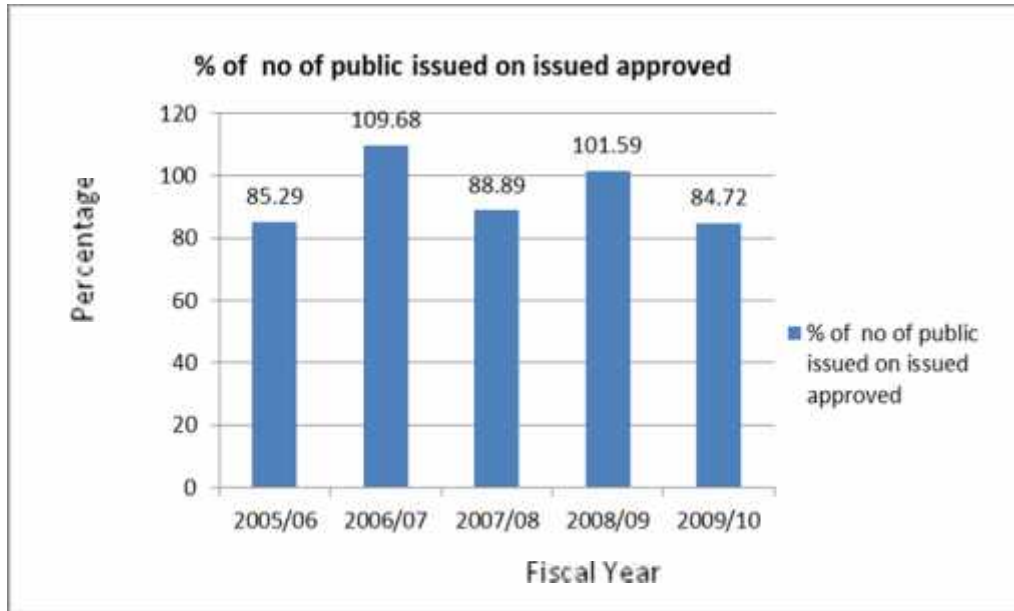
Fiscal Year	No. of issued approved	No of public issue	% of no of public issued on issued approved
2005/06	34	29	85.29
2006/07	31	34	109.68
2007/08	72	64	88.89
2008/09	63	64	101.59
2009/10	72	61	84.72

Source: SEBON Annual Report (2009/10)

Table 4.1 shows the variation of No. of issued approved on No. of public issued. During 2005/06 to 2009/10 period. The highest percentage of no of public issued on issued approved is 109.68% in the fiscal year 2006/07 and the lowest percentage of no of public issued on issued approved is 84.72% in the fiscal year 2009/10.

Figure 4.1

No. of Public Issued on Issued Approved



In the Figure 4.1 the peak point is in the year 2006/07, which shows that the highest percentage of public issued on issued approved of 109.68%. During the five years, the figure shows fluctuation of % of no of public issued on issued approved in every year.

4.2.1.2 Total Amount of Public Issue on Total Amount of Issue approved.

Table 4.2 shows the total amount of public issue on total amount of issue approved.

Table 4.2

Total Amount of Public Issue on Total Amount of Public Issue Approved

Fiscal Year	Total amount of issue approved Rs.(in million)	Total amount of public issued Rs.(in million)	% of amount of public issued on issued approved
2005/06	2692.1	2443.3	90.76
2006/07	2757.6	2295.5	83.24
2007/08	11895.6	10668.2	89.68
2008/09	148751.2	16828.5	11.31
2009/10	14107.45	10822.41	76.71

Source: SEBON Annual Report (2009/2010)

Table 4.2 shows the percentage of amount of public issued on issued approved from fiscal year 2005/06 to 2009/10. Fiscal year 2005/06 there is highest % of amount of public issued on issued approved is 90.76%. SEBON has approved 2692.1 million amount of issue approved on which 2443.3 million amount of securities issued by public. And the lowest % of amount of public issued on issued approved is 11.31% in the year 2008/09. In which public issued only 16828.5 million amounts of securities in the total 148751.2 amount of issue approved.

Figure 4.2

% Of Amount of Public Issued on Issued Approved

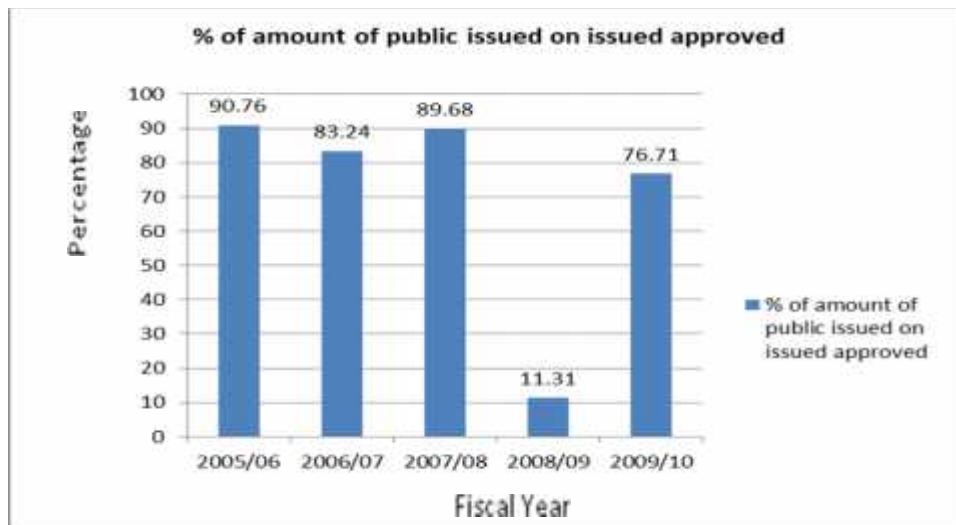


Figure 4.3, shows the percentage of amount of public issued on issued approved. During fiscal year 2005/06 to 2009/10, total amount of public issued on issued approved is higher with 90.76%. In this figure there is fluctuation on % of total amount of public issued on total amount of issued approved. But in the year 2008/09, amount of public issued on amount of issued approved is very low with 11.31%.

4.2.1.3 Annual Turnover on Paid up Value of Listed Securities

The following table shows % of annual turnover on paid up value of listed securities

Table 4.3

Annual Turnover on Paid up Value of Listed Securities

Fiscal Year	Paid up value of Listed Securities Rs.(In million)	Annual Turnover Rs.(In million)	% Of Turnover on Paid up Value
2005/06	20008.6	3451.4	17.25
2006/07	21798.8	8360.1	38.35
2007/08	294650	22820.8	7.75
2008/09	61140	21681.2	35.46
2009/10	79356	11851.11	14.93

Source: SEBON Annual Report (2009/2010)

Table 4.3 shows annual turnover on paid up value of listed securities during the fiscal year 2005/06 to 2009/10. Among these 5 years of data in 2006/07 the highest % of turnover on paid up value is 38.35% in which annual turnover is Rs. 8360.1 million on its paid up value Rs 21798.8 million. The lowest is 7.75% in the year

2007/08. In which annual turnover Rs. 22820.8million on its paid up value of Rs. 294650 million.

Figure 4.3

Annual Turnover on Paid up Value of Listed Securities

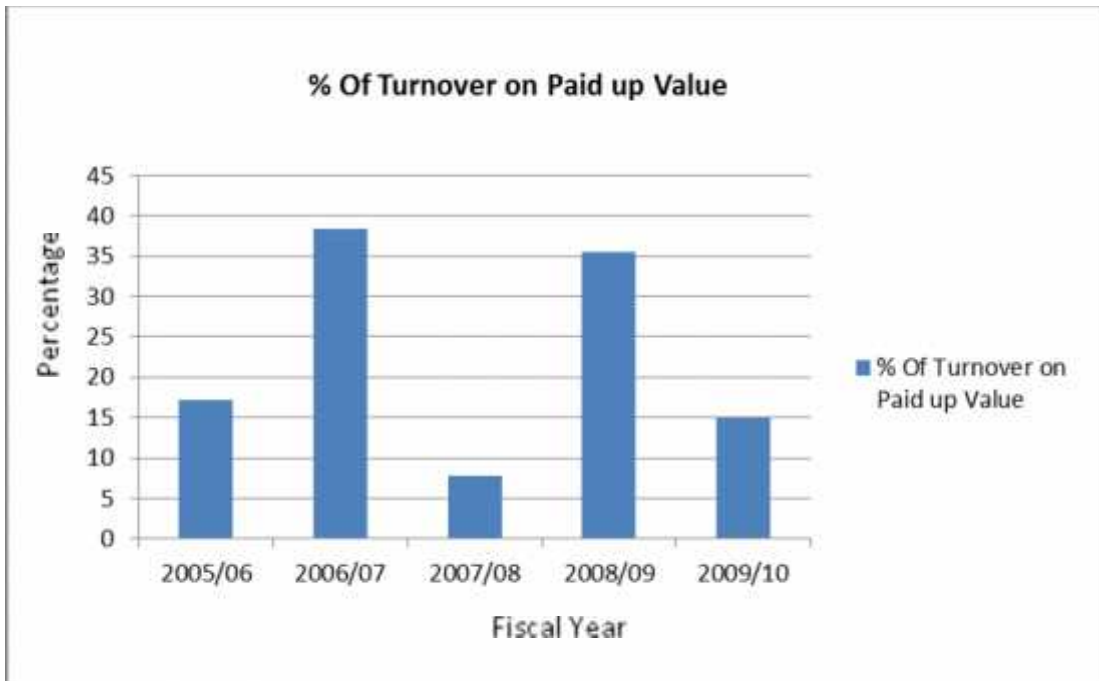


Figure 4.3 shows annual turnover on paid up value of listed securities during the fiscal year 2005/06 to 2009/10. Among these 5 years of data we see increasing and decreasing stage in each year. In which 2006/07 the highest % of turnover on paid up value is 38.35 and the lowest is 7.75% in the year 2007/08.

4.2.1.4 Annual Turnover on Market Capitalization

Table 4.4

Annual Turnover on Market Capitalization

Fiscal Year	Market Capitalization Rs. (In million)	Annual Turnover Rs. (In million)	% of Annual Turnover on Market Capitalization
2005/06	96813.7	3451.4	3.57
2006/07	186301.3	8360.1	4.48
2007/08	366247.5	22820.8	6.23
2008/09	512939.1	21681.2	4.22
2009/10	376871.37	11851.11	3.14

Annual Report of SEBON (2009/10)

Table 4.4 shows annual turnover on market capitalization during the fiscal year 2005/06 to 2009/10. Among these 5 years of data in 2007/08 the highest % of turnover on market capitalization is 6.23% in which annual turnover is Rs. 22820.8 million on market capitalization Rs 366247.5 million. The lowest is 3.14% in the year 2009/10. In which annual turnover Rs. 11851.11million on market capitalization of Rs. 376871.37 million.

Figure 4.4

Annual Turnover on Market Capitalization

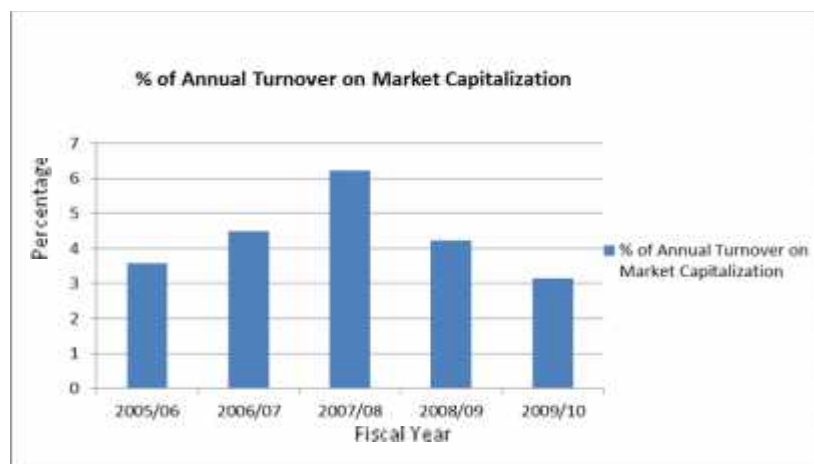


Figure 4.4 show the annual turnover on market capitalization from fiscal year 2005/06 to 2009/10. It shows increasing stage in the year 2006/07 and 2007/08 then after decreasing from the year 2008/09 and 2009/10. So the highest % of annual turnover on market capitalization is 6.23% in the fiscal year 2007/08.

4.2.2 Investor Perceptions Towards IPO

This section covers investor response towards IPO of different sector listed companies covered under the study. The whole section has been divided into Financial and Non-Financial Sector. Financial sector covers banks, commercial and development bank, insurance companies and finance companies. Non-financial sector covers manufacturing and processing companies, hotels, trading and others.

4.2.2.1 Financial Sector

Financial Sector includes commercial bank, development banks, finance companies and insurance companies.

4.2.2.1.1 Investor Response to Commercial Banks

Out of the total population of listed banks only 4 are taken as sample.

Table 4.5

Investor Response to Commercial Banks

S.No.	Name of Company	Share Issued ('000')	Share Applied	Issued Year	Subscription times	Result
1	LUBL	1500	10818600	2004	7.21	Over Subs.
2	SBL	1500	27979950	2005	18.65	Over subs.
3	GBL	3000	102750000	2008	34.25	Over Subs.
4	CBIL	3000	62940000	2009	20.98	Over Subs.

Source: SEBON Annual Report 2009/10

Table 4.5 shows the issued shares of commercial bank along with applied shares. In all the four cases, it is witnessed that applied number of shares is higher than the issued one, i.e. all the issues are oversubscribed. Over subscription ranges between 34.25 to 7.21 times. For the 3000000 shares issued by Global Bank Ltd. 102750000 shares have been applied that means it was over subscribed 34.25 times. Similarly 20.98 times in the case of Citizens Bank International Ltd. 18.65 times in the case of Siddhartha Bank Ltd., 7.21 times in Lumbini Bank Ltd.’s case.

From the above it is clear that commercial banks share issues are getting good response from Investor. Investor found to be interested in shares of Commercial Banks.

4.2.2.1.2 Investor Response to Development Bank

Among the 40 listed development banks, only 4 are taken as sample.

Table 4.6

Investor Response to Development Bank

S.No.	Name of Bank	Shares Issued	Shares Applied	Issued Year	Subscription times	Result
1	HBBL	120000	16034400	2007	133.62	Oversubs.
2	MBB	150000	8226000	2007	54.84	Oversubs.
3	VBBL	2652000	19041360	2009	7.18	Oversubs.
4	PDBL	600000	16956000	2009	28.26	Oversubs.

Source: SEBON Annual Report 2009/10

In all the case above, investors’ response to the share issue of development banks end up in oversubscription. It does indicate that investors are also highly attracted to invest in the shares of development banks. Among them Himchuli Bikas Bank Ltd (HBBL) was highly subscribed in 2007, the Subscription time was 133.62. For the share issued 120,000, there was application for 16034400 shares. Similarly

Malika Bikas Bank Ltd (MBBL) was over-subscribed by 54.84 times, Public Development Bank Ltd (PBBL) Ltd. by 28.26 times and the least subscribed but still over-subscribed was in the case of Vibor Bikas Bank Ltd (VBBL) Ltd. by 7.18 times.

4.2.2.1.3 Investor Response to Finance Companies

There are altogether 62 listed finance companies from which 4 are taken for research investor response.

Table 4.7

Investor Response to Finance Companies

S.No.	Name of Company	Shares Issued	Shares Applied	Issued Year	Subscription times	Result
1	ICFC-FI	244000	8554640	2007	35.06	Oversubs.
2	SBSL	200000	5342000	2008	26.71	Oversubs.
3	AFL	180000	4723200	2009	26.24	Oversubs.
4	CFL	210000	6522600	2009	31.06	Oversubs.

Source: SEBON Annual Report 2009/10

In investor Response to Finance Companies we found over Subscription in all the time. That means Investors are also interested in Finance Companies shares. Highest over Subscription of 35.06 times is in the case of ICFC Financial Institution (ICFC-FI). Where 8554640 shares are applied for only 244000 shares issued. Oversubscribed shares of Sikhar Bittiya Sansthan Ltd.(SBSL) by 26.71 times. Where 5342000 shares are applied for only 200000 shares issued. The year 2009 also witnessed the oversubscription of shares of Api Finance Ltd.(AFL) by 26.24.

4.2.2.1.4 Investor Response to Insurance Companies

For the research only 4 companies are taken from the population of 19.

Table 4.8

Investor Response to Insurance Companies

S.No.	Name of Company	Shares Issued	Shares Applied	Issued Year	Subscription times	Result
1	PICL	200000	1913620	2004	9.57	Oversubs.
2	SICL	250000	10939650	2006	43.76	Oversubs.
3	LGICL	250000	17932500	2007	71.73	Oversubs.
4	PLICL	10619469	108000000	2010	10.17	Oversubs.

Source : SEBON Annual Report 2009/10

Table 4.8 shows the investor response to insurance companies ranges from 9.57 Subscription times to 71.73 times. Of 200,000 shares issued, the public oversubscribed by 9.57 times in the case of Prudential Insurance Co. Ltd.(PICL), public ended up oversubscribing shares of Shikhar Insurance Co. Ltd by 43.76 times. Public responded overwhelmingly with the highest Subscription of 71.73 times to the shares of Lumbini General Insurance Company Ltd. (LCICL) where 17932500 shares have been applied for 250000 shares issued.

All this clearly indicates that people are highly attracted to invest in Insurance Companies and they are also a good option to invest.

4.2.2.2 Non-Financial Sector

Non-Financial Sector includes Manufacturing & Processing Companies, Trading Companies, Hotels and others. Up to the fiscal year 2009/10, there are 32 non-financial sector companies listed. From those here 9 are taken as sample.

Table 4.9**Investor Response to Non-financial Sector**

S.No.	Name of Company	Issued Shares	Applied Shares	Issued Year	Subscription times	Investor Response
1	BSL	50000	197150	1994	3.94	Over subs.
2	HTIL	192000	301152	1994	1.57	Over subs.
3	BPPNL	1050000	1101135	1996	1.05	Over subs.
4	SSML	465000	245985	1997	0.53	Under subs.
5	TRHL	1200000	2965440	1999	2.47	Over subs.
6	OHL	1500000	9429000	2000	6.29	Over subs.
7	HDL	17344600	183347	2001	0.11	Under subs.
8	NHCL	1400000	301700	2004	0.22	Under subs.
9	CHCL	2374100	12104112	2005	5.1	Over subs.

Source: SEBON Annual Report 2009/10

From Table 4.9 it found the Subscription of three companies to be under-subscribed and rest 6 companies to be over-subscribed. And at the same time over-Subscription ranges from 1.05 to 6.29 only which is seen to be lower than other financial sectors response. Investor is use of Shreeram Sugar Mills Ltd., Himalayan Distillery Ltd. & National Hydropower Co. Ltd., have the Subscription of 0.53, 0.11 and 0.22 times respectively. Oriental Hotels has high Subscription of 6.29 times. Birat Shoe Ltd., Himgiri Textile Industries Ltd., Brikuti Pulp & Paper Nepal Ltd., Taragaon Regency Hotels Ltd. and Chilime Hydro Power Co. Ltd. have Subscription of 3.94, 1.57, 1.05, 2.47 & 5.10 times respectively.

4.3 Primary Data Analysis

Primary data are also taken to give more reliable outlook to the research. Questionnaire method is used to get the primary data, the result of which area as below. Only 150 respondents are taken for the data collection.

4.3.1 Assessment of Knowledge about IPO

While getting information about if people had heard about IPO from 150 respondents 3.33% said they have never heard about IPO, 21.33% said seen in papers & books, 23.33% said that they have heard a little about it and rest 52% said that they are well-known about IPO.

Table 4.10
Knowledge about IPO

	Alternatives	No. of Respondents	Percentage (%)
a.	Never heard	5	3.33%
b.	Seen in paper & books	32	21.33%
c.	A little heard	35	23.33%
d.	Yes, of course	78	52%
	Total	150	100%

Figure 4.10
Knowledge about IPO

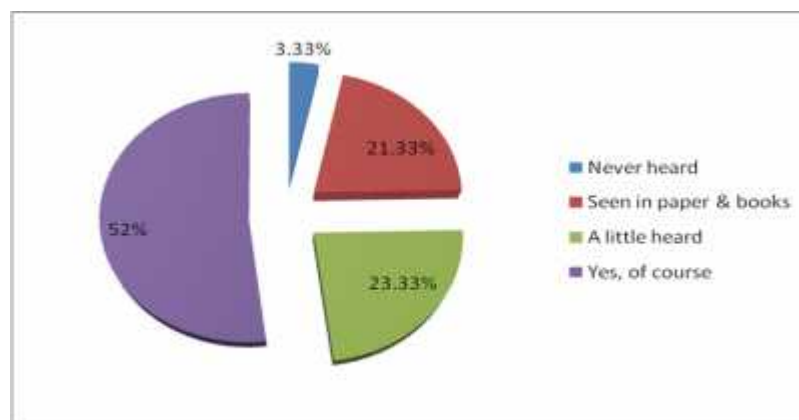


Figure 4.10 shows that most of the people i.e.52% is knowledge about IPO while least 3.33% are unknown about the IPO that means they never had heard about this.21.33% have seen about in papers and books while 23.33% have heard very little about IPO.

4.3.2 Interest (Willingness) to invest in IPO

Only 10 respondents (i.e.6.67%) are found to be risk averter, they do not want to take risk at all from investing in IPO. 18% stated they want to invest if had money (hard cash). 52 respondents (34.67%) stated that there interest to invest depends upon the sector. Rest 40.66% stated that they are willing to invest in IPO even with the loan if not the hard cast.

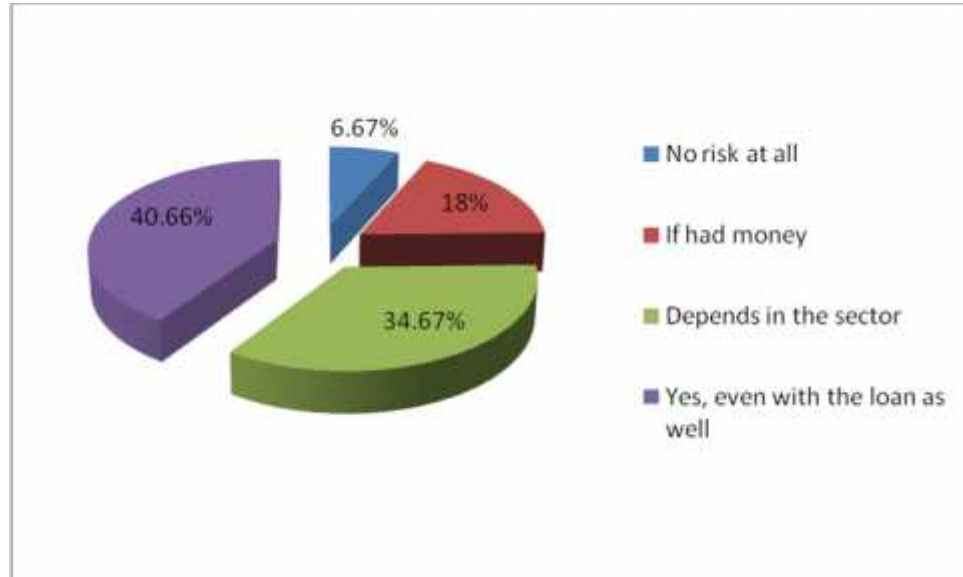
Table 4.11

Interest (Willingness) to invest in IPO

	Alternatives	No. of Respondents	Percentage (%)
a.	No risk at all	10	6.67%
b.	If had money	27	18%
c.	Depends in the sector	52	34.67%
d.	Yes, even with the loan as well	61	40.66%
Total		150	100%

Figure 4.11

Interest (Willingness) to invest in IPO



From Figure 4.11 it is clear more than 40% people are interested to invest in IPO even with the loan and the least 6.67% do not want to take risk. Interest of 34.67% lies on the related sector of IPO. While 18% want to make only cash investment.

4.3.3 Source of Information about IPO

Out of 150 respondents, 41.33% said that they get information about IPO from Advertisements, 31.33% people said from personal relations or from market. Similarly 18% respondents said that they get information from. There are 9.33% people who find other way of getting information.

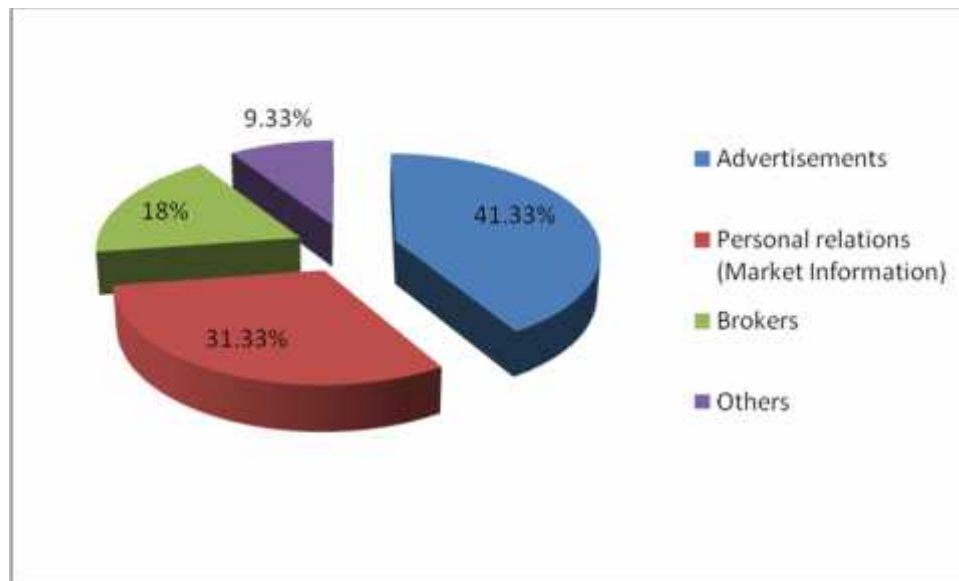
Table 4.12

Source of Information about IPO

	Alternatives	No of Respondents	Percentage (%)
a.	Advertisements	62	41.33%
b.	Personal relations (Market Information)	47	31.33%
c.	Brokers	27	18%
d.	Others	14	9.33%
Total		150	100%

Figure 4.12

Source of Information about IPO



In the Figure 4.12 highest pie is covered by advertisements regarding the response on source of information i.e.41.33% and only 18% are informed by the brokers and 31.33% get information from their relatives.

4.3.4 Investors Preference While Investing

While asking about the things that come first in their mind, their preferences were totally different from each other. 14.67% people said they are interested to know promoters name first, 46.67% people give preference to the relative company's performance. 5.33% are sensitive about the brokerage commission whether it avails or not. Rest 33.33% first wants to know what the market says.

Table 4.13

Investors Preference While Investing

	Alternatives	No. of Respondents	Percentage (%)
a.	Promoters	22	14.67%
b.	Company's Performance	70	46.67%
c.	Brokerage Commission (avails or not)	118	5.33%
d.	Market Information	50	33.33%
Total		150	100%

Figure 4.13

Investors Preference While Investing

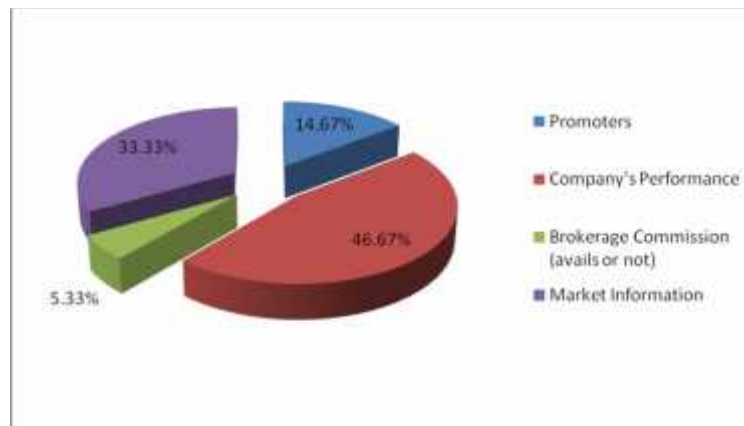


Figure 4.13 makes clear that most of the investors (46.67%) prefer to know about the company's performance rather than any other thing before investing and least (5.33%) concern about the brokerage commission.

4.3.5 Fund Used for the Investment

In the question of fund used in IPO investment, 92 respondents i.e. 65.33% answer personal fund while rest 34.67% answer loan/credit fund.

Table 4.14

Fund Used for the Investment

	Alternatives	No. of Respondents	Percentage (%)
a.	Personal Fund	92	65.33%
b.	Loan/Credit	52	34.67%
	Total	150	100%

Figure 4.14

Fund Used for the Investment

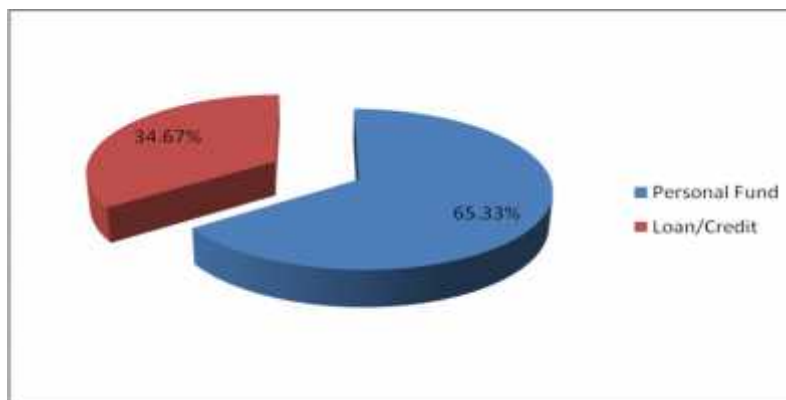


Figure 4.14 shows that more than half wants to use their own fund rather than credit.

4.3.6 Funding Via Financial Institution Regulation

In the question whether IPO funding via financial institution should be regulated or not, 102 respondents i.e. 68% found to be in favor and rest 32% in against of it, they said it should not be regulated by NRB as middle class also can invest in it.

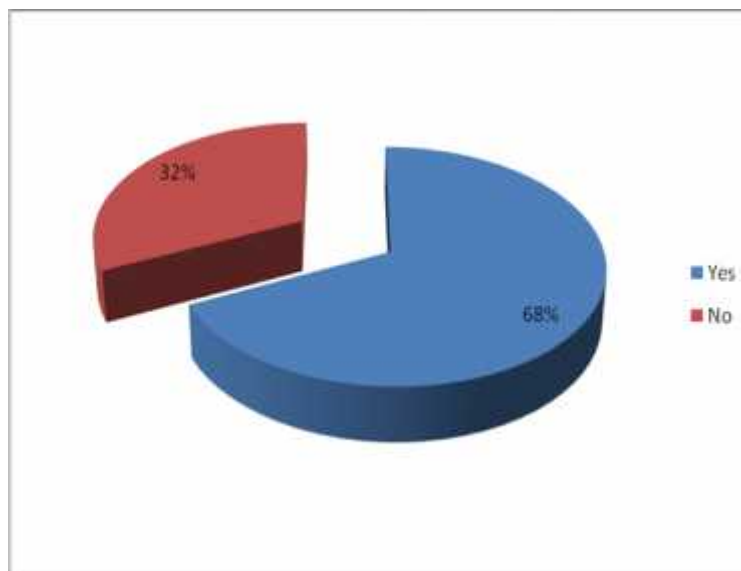
Table 4.15

Funding Via Financial Institution Regulation

	Alternatives	No. of Respondents	Percentage (%)
a.	Yes	102	68%
b.	No	48	32%
Total		150	100%

Figure 4.15

Funding Via Financial Institution Regulation



4.3.7 Expectation behind Investment in IPO

Different people have different expectation behind investing in IPO. For the question regarding these responses where as follows:

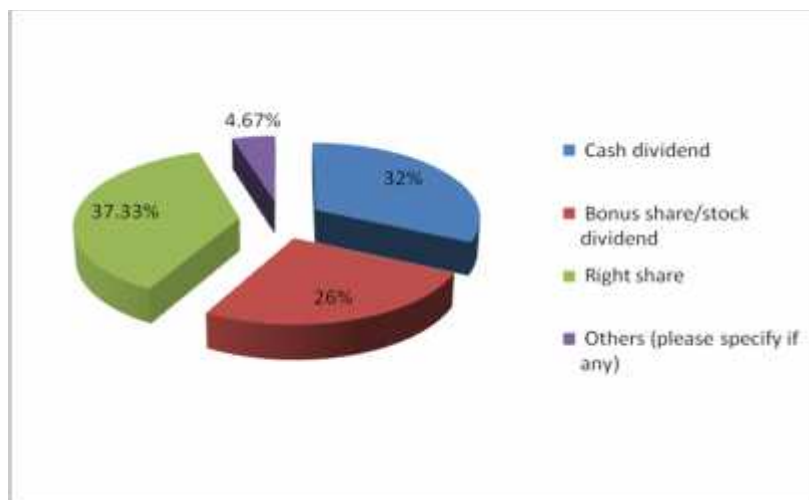
Table 4.16

Expectation behind Investment in IPO

	Alternatives	No. of Respondents	Percentage (%)
a.	Cash dividend	48	32%
b.	Bonus share/stock dividend	39	26%
c.	Right share	56	37.33%
d.	Others (please specify if any)	7	4.67%
	Total	150	100%

Figure 4.16

Expectation behind Investment in IPO



Here, 32% expects cash dividend, 26% expects bonus share, 37.33% states to be favor or right share while rest 4.67% seen to be interested in other than these matters.

4.3.8 Sector Preference for Investment

For the question whether to choose financial sector to invest or non-financial sector, 88% choose financial sector and rest 12% choose non-financial sector which have been clearly shown in the below chart.

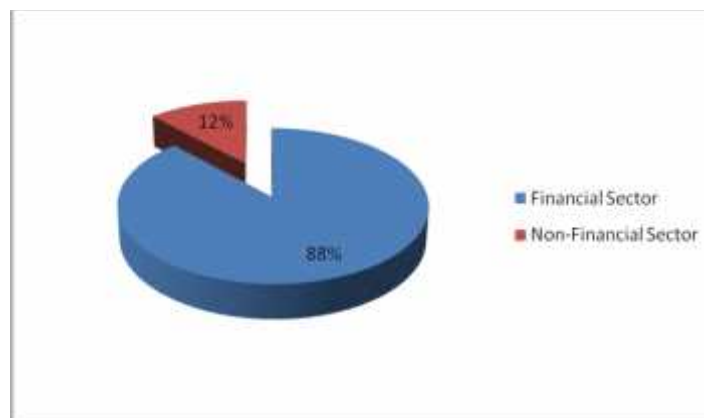
Table 4.17

Sector Preference for Investment

	Alternatives	No. of Respondents	Percentage (%)
a.	Financial Sector	132	88%
b.	Non-Financial Sector	18	12%
Total		150	100%

Figure 4.17

Sector Preference for Investment



4.3.9 Preferred Financial Sector

From among the 150 respondents 52 prefer commercial bank, 48 prefer development bank, 29 prefer finance company and only 21 prefer Insurance Company for investment in financial sector.

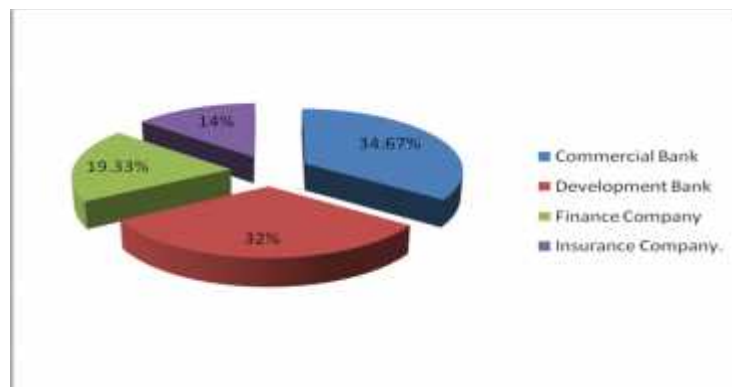
Table 4.18

Preferred Financial Sector

Alternatives	No. of Respondents	Percentage (%)
a. Commercial Bank	52	34.67%
b. Development Bank	48	32%
c. Finance Company	29	19.33%
d. Insurance Company.	21	14%
Total	150	100%

Figure 4.18

Preferred Financial Sector



In the Figure 4.18, 34.67% or most of the investors give preference to Commercial Bank for IPO investment. 32% give to Development Bank, 19.33% are found to be in favor of Finance Company and remaining 14% are in favor of Insurance Company. Among the investors least are in favor of insurance company.

4.3.10 Preferred Non-Financial Sector

From among the 150 respondents for the question which non- financial would you prefer to invest the responses were as follows:

Table 4.19

Preferred Non Financial- Sector

	Alternatives	No. of Respondents	Percentage (%)
a.	Manufacturing & Processing Company	67	44.67%
b.	Hotels	28	18.67%
c.	Trading Company	49	32.66%
d.	Other Company	6	4%
	Total	150	100%

Figure 4.19

Preferred Non-Financial-Sector

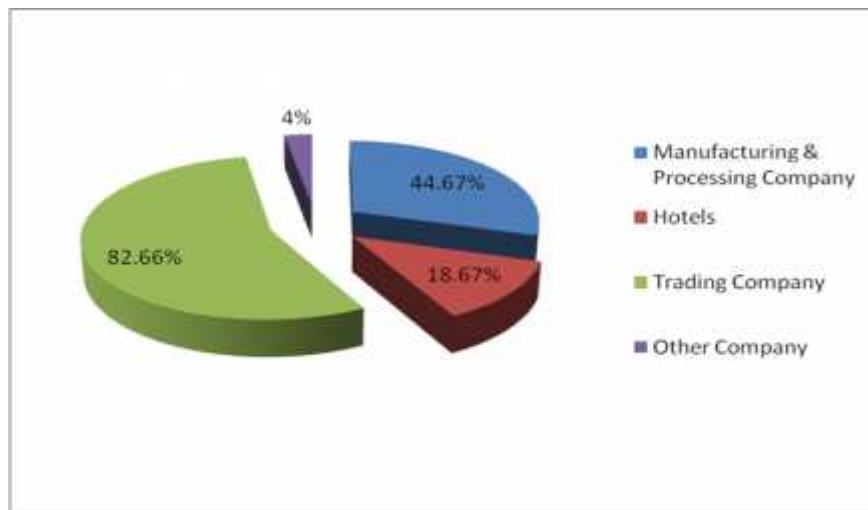


Table and Figure 4.19 show that for non-financial sector, 44.67% seems to be interested in Manufacturing & Processing Company, 18.67% are interested in Hotels while 32.66% interested in Trading Companies. And the least i.e. 4% only are interested in other sector.

4.3.11 Ultimate Goal for Investment in IPO

Different people have different goal for investment. 22.67% have goal of support for old-age, 3.33% want to invest for children education, 68% want to invest for fulfilling the goal of getting annual return and rest 6% have other than these goals.

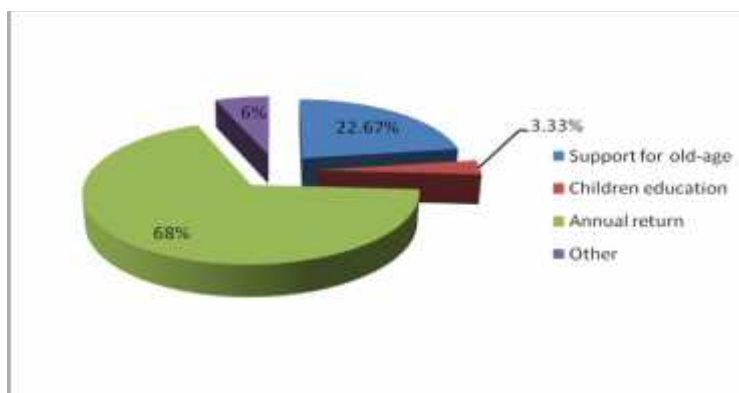
Table 4.20

Ultimate Goal for Investment

	Alternatives	Number of Respondents	Percentage (%)
a.	Support for old-age	34	22.67%
b.	Children education	5	3.33%
c.	Annual return	102	68%
d.	Other	9	6%
Total		150	100%

Figure 4.20

Ultimate Goal for Investment



The Figure 4.20 68% think the ultimate goal behind invest in IPO is the annual return from that , 22.67% want to invest for the support for old-age, only .33% want to invest for children education and than left 6% think other reasons to invest in IPO.

4.3.12 Preference to the basis for distribution of Shares

While questioning about the basis for distribution of shares to investor 76% (114 respondents) were found to be in favor of pro-rate basis and the rest 24% (36 respondents) were in favor of lucky draw.

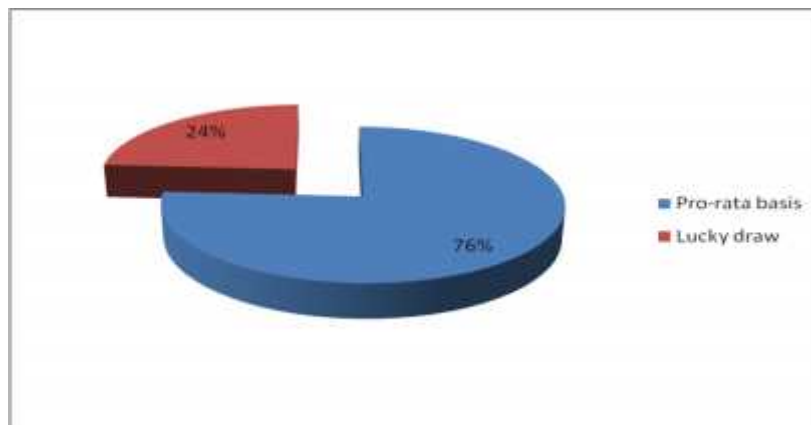
Table 4.21

Preference to the basis for Distribution of Shares

	Alternatives	No. of Respondents	Percentage (%)
a.	Pro-rata basis	114	76%
b.	Lucky draw	36	24%
Total		150	100%

Figure 4.21

Basis for Distribution of Shares



In the Figure 4.21 it is clear that 76% people prefer pro-rata basis while only 24% prefer lucky draw basis for share distribution.

4.3.13 Reason for not going Public

All companies do not want to go Public. 28.67% think control is the only reason for it. Companies do not want to loose the control by going Public. 35% think they do not want to share profit, 5.33% think they do not want to bear the obligation to mass shareholders and remaining 30.67% think they do not want to make the management complex by going Public.

Table 4.22

Reason for not going Public

	Alternatives	No. of Respondents	Percentage (%)
a.	To keep control	43	28.67%
b.	Sharing of profit	53	35.33%
c.	Obligation to mass shareholders	8	5.33%
d.	Complexity in management	46	30.67%
Total		150	100%

Figure 4.22

Reason for not going Public

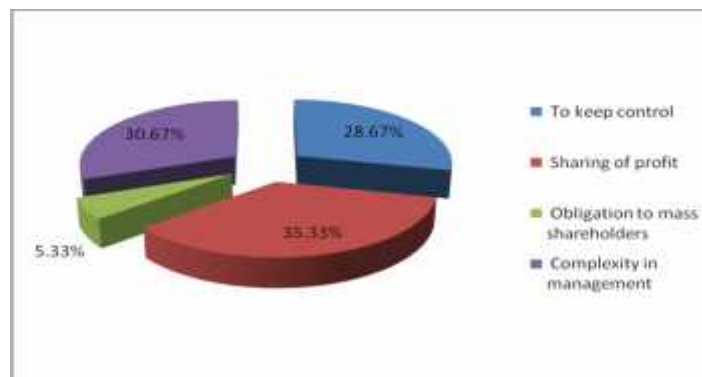


Figure 4.22 and Table 4.23 clearly show that the reason behind most of the companies not going Public is they do not want to share profit (35.33%), 30.67% believe company fears complexity in management, 28.67% believes it simply because companies want to keep full control, only 5.33% believes that companies do not want to increase obligation to mass shareholders.

4.3.14 Reason for Limited People Investing in Primary Market

Only limited people invest in the primary market. For the reason asked 21.33% stated this is due to lack of money, 3.67% stated due to lack of knowledge, 67.33% said people lacks information and only 2.67% stated other reasons.

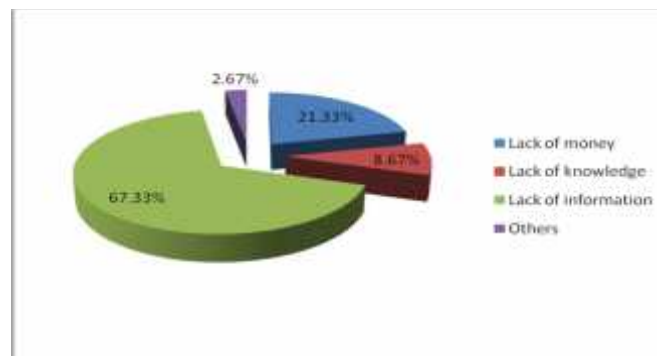
Table 4.23

Reason for limited people investment

S.N	Alternatives	Respondents	Percentage (%)
a.	Lack of money	32	21.33%
b.	Lack of knowledge	13	8.67%
c.	Lack of information	101	67.33%
d.	Others	4	2.67%
	Total	150	100%

Figure 4.23

Reason for Limited People Investment



In the Figure 4.23 highest parts is covered by lack of information i.e. 67.33%, which means most people do not invest in primary market due to lack of information. 21.33% shows the reason of lack of money, 8.67% shows lack of knowledge and least 2.67% do not invest due to other reasons than these.

4.4 Major Findings of the Study

The major findings of this study are as follows:

- J Investor response to the financial institutions and insurance sectors is higher than non-financial sector. In case of financial sector among the 23 sample all are oversubscribed i.e. 100 % only whereas in non-financial sector 3 are undersubscribed i.e. 33.33% among the 9 samples.
- J Among the financial sectors, about 34.67% people chose commercial banks and in non-financial sectors 44.67% people preferred manufacturing and processing company.
- J Most of the people (76%) prefer pro-rata basis for allotment not the lucky-draw (24%) as pro-rata basis assure the investor about getting the share.
- J 46.67% are interested in company's performance while 14.67% are eager about reputed promoters. Most are seen to invest in company if performing well and less give preference to the company's promoters.
- J As most of the companies do not want to share the profit with investor, they do not go publicly. 35.33% believes that most of the companies do not want to go public as they do not want to share profit. 30.67% believes companies do not want complexity in the management. 28.67% thinks companies do not want to lose control, as 5.33% thinks they do not want to bear obligation towards shareholders.

- J Still most of the people (67.33%) lack information regarding stock so limited number of people are investing in primary market. 21.33% do not invest as they lack money.
- J Most of the investors (68%) expect annual return from the investment in IPO, 22.67% want to invest as they think it will be support for old-age, 3.33% invest for children education.
- J Nepalese investors are risk averter so of the do not like to invest from credit/loan. Only 34.67% like to invest from the financial institution loan.
- J Public offering is Rs.2443.3 million in 2005/06 then decreased at Rs. 2295.5 million again increasing in 2007/08 to Rs 10668.2 million after that it increases to Rs.16828.5 million and in the year 2009/10 it decreases from Rs.16828.5 to Rs10822.41 million. Among these five fiscal year highest public offering is Rs.16828.5 million and the lowest public offering is Rs.2295.5 million.

CHAPTER - V

SUMMARY, CONCLUSION AND RECOMMENDATIONS

5.1 Summary

IPO is the selling of securities to the general public for the first time. Primary market which avails fund to the issuer provides opportunity to invest to the small investors as well. This kind of public offering includes different kinds of cost like legal fee, auditing fee, underwriting fee & time cost.

Companies going public involve one or more investment banks or issue managers as "underwriters". They enter into a contract for primary issue. As the underwriters and the company that issues control the IPO process solely, we find problems in this underwriting.

This study focuses on Investor response to IPO, problems and growth of primary market in Nepal, role of investment bankers, the pace of IPO, impact of loans from financial institutions for IPO funding.

Even first public issue was in 1973 A.D., secondary market came into existence only in 1993, after the conversion of Security Exchange Center in Nepal Stock Exchange Ltd. With the enactment of Securities Ordinance 2005, all companies going public must be registered at the SEBON before issuance of securities and must publish prospectus after getting SEBON's approval.

Most of the investors in Nepal lack the knowledge about IPO and if even they know, they do not want to take risk at all. For this prevailing situation of the country can be another reason. Loans from financial institution for IPO funding is

breaking the healthy practice as single man applies from different names and captures large number of shares which ultimately influence company management and stock price too.

IPO can be a risky investment as historical data of the issuing company affects it. As IPO's are generally underpriced which attracts more investors. And if IPO's are overpriced, this may create problems to underwriters as they may not meet their commitment to issuing company.

From 2005/06 to 2009/10 SEBON has approved 272 issues amounting Rs. 180203.95 million. The highest number of issues is in the year 2007/08 and 2009/10, which is 72 in both years and the lowest is in 2006/07 which is 31 only.

While analyzing the Investor response in financial sector, in average 16.22 times Subscription found in Commercial Bank. For the development bank Subscription time of 44.78 in average is found, for the finance companies average Subscription is 23.81 times. For the Insurance Companies average Subscription is 27.05 times. From all this it is clear that most desirable financial sector is development bank sector, 44.78 Times Subscription for the whole financial sector.

Similarly, only 2.36 times Subscription was found in case of non-financial sector. It gives the clue that public are more attracted toward financial sector than non-financial sector.

From the primary data analyzes it is clear that most of the public are aware about the IPO, only 3.33% haven't heard about IPO. 6.67% people do not want to take risk while 40.66% want to invest in IPO even with the loan. Most of the respondents (41.33%) seem to have been informed about IPO from advertisements.

Among the investors 46.67% people give preference to company's performance before investment, while only 5.33% give preference to brokerage commission. 14.67% are interested in the promoter's recognition.

Most of the respondents (41.33%) have invested in only one company; only 7.33% have invested in more than three company. 14.67% have not invested in any organization. More than 50% respondents prefer personal fund than credit/loan. 68% of the respondents are in favor that IPO funding through financial intuitions should be regulated by NRB. About 37.33% expects right share from the investment, 32% expects cash dividend at the year end.

About 88% are interested to invest in financial sector and only 12% are in non-financial sector. From among the financial sector 34.67% are interested in commercial bank, 32% in development bank, 19.33% in finance companies and only 14% in insurance companies. In the case of non-financial sector highest 44.67% are interested in manufacturing and processing company, 18.67% in hotels & 32.66% in trading company. For 68% people, annual return is the ultimate goal for investing, 22.67% attribute it as a support for old-age. 76% prefer pro-rata basis for share allotment rather than lucky draw. 35.33% people think that most companies do not go public as they do not want to share profit with public, whereas 28.67% think it's because they want to keep control with themselves, 30.67% thinks as it may bring complexity in management. Most of the people (67.33%) show the reason of lack of money for limited people investing in primary market and only 21.33% think it's due to lack of money.

From the study, it is clear that if people get opportunity, maximum are eager to invest in IPO as in Nepal, where there is no other alternative for investment.

5.2 Conclusion

In spite of the long period of securities prevailing in the Nepalese market, most of the public do not know about IPO. Even if they do have knowledge, most of them are interested in financial sector than non- financial sector. Even among the financial sector most are interested in Commercial Banks. But among the financial sector Development Bank has the highest subscribed one. While public ended up in oversubscribing the shares of financial sector by 31.71 times, the subscription rate is 2.36 times for non- financial sector.

Most people are in favor of regulation by NRB for IPO funding via financial institutions as it lessens the equal chance of getting allotment. Most of the shares go in lap of big investors. This kind of mismanagement in allotment discourages the investors. Contract between the issue manager and the issuing company highly affects the whole IPO process, so it is necessary to make this as per general public's need. And moreover, it should also be regulated. People are eager to know the promoters, company's performance before investment. IPOs handled by bigger brokerages are found to be more successful.

Even though the whole IPO process is very long, Nepalese investors are interested to invest in this sector.

5.3 Recommendations

To develop and expand the Nepalese IPO more effectively and efficiently the following recommendations have been recommended:

- J The Securities Board Nepal and other concerned authorities should conduct public awareness and investors education programs to increase the level of investors' awareness
- J Encourage active participation of other sectors of the economy besides banks, finance companies and insurance through the enforcement of good corporate governance. Investment in corporate sectors should be encouraged
- J As investment bankers play a vital role in the IPO process, they should try to give more transparent, fast, hassles free services so that more public get the opportunity to involve in the IPO.
- J Before investing in any company, all the investors must go through that company's financial details, prospectus, otherwise they end up getting themselves be in difficulty if go after market rumors, neglecting more important things.
- J Small investors are also the part of primary market, so IPO funding through financial institution should be strictly regulated to discourage the big investors who apply in names of relatives, friends etc.
- J For making IPO "hot", more and more advertisements need to be done, and true picture should be exhibited to the general public. So that price does not fall after issue at the time of trading.
- J Most underwriters target institutional or wealthy investors in IPO distribution, which is ethically as well as logically very wrong. The allotment process must be pro-rata basis rather than lucky-draw, so that all investors may get shares.

- J Investors are becoming speculators rather than rational investors due to asymmetric information. They should know the whole stock valuation process and only then initiate to invest.
- J While choosing the issue Manager Company should choose those, whom general investors could believe.
- J Application from each corner of the country should be asked so that all interested candidates could apply. As it is found that most of the IPO's are concentrated in the valley only.
- J A professional independent analysis on the latest security offers in the capital market should be encouraged. Economic journalism is encouraged to come forward to fulfill their responsibility to the society and the expectation of the investor which help to take investment decision.

BIBLIOGRAPHY

Books-

- Bexley, James B. (1987), **Banking Management**, New Delhi : Sujeet Publication
- Bhalla, V.K. (1983), **Investment Management**, New Delhi: S.Chand & Co. Ltd., Fifth Edition.
- Gitman, L. J. (1994). **Principles of managerial finance**, New York: Harper Collins College Publishers.
- Guleria, Arun (2009). **Introduction to the Initial Public Offering**, Jalandhar: Lovely Professional University
- Gupta, S.C. (1999). **Fundamental of Statistics**, New Delhi: Himalayan Publishing House.
- Gupta, S.P. (1991). **Statistical methods**, New Delhi: Sultan Chand and Sons Publications.
- Joshi, P.R.(2001). **Research Methodology**, Kathmandu: Nepal Buddha Academic Publishers and Distributors Pvt. Ltd.
- Kothari, C. R. (1994). **Quantitative techniques**, New Delhi: Vikas Publishing House Pvt. Ltd.
- Oxford University Press. (1997). **Oxford Dictionary of Finance and Banking**. New Edition. United Kingdom
- Sharpe, W. F., Alexander G. J, and Bailey J. V.(2000). **Investments**, New Delhi: Prentice Hall of India Private Limited.
- Shrestha S. & Silwal D.P. (2000), **Statistical Method in Management**, 2nd Edition, Kathmandu: Taleju Prakashan

Shrestha S.K. (1996). **Public Response to Primary Issue of Share in Nepal**. An Unpublished Master's Degree Thesis, Central Department of Management, Tribhuvan University.

Security Board of Nepal, "**Annual Report 2009/2010**". Kathmandu.

Sthapit, Gautam, Joshi, and Dongol (2009). **Statistical Methods**, Kathmandu: Buddha Academic Enterprises Pvt. Ltd.

Thapa, K. "**Nepalese Securities Market: Regulation and Development**". SEBON Journal. Vol. 3 (July 2007), pp 21-29.

Van Horne, J. C. (2000). **Financial management and policy**, New Delhi: Prentice Hall of India Pvt. Ltd.

Weston, J. F. and Copeland T. E. (1992). **Managerial Finance**, New York: The Dryden Press.

Wolff and Pant (2005). **Social Science Research and Thesis Writing**, Kathmandu: Buddha Academic Enterprises Pvt. Ltd.

Journal, Official Publication and Relevant Study:-

Jackson W. (1975, June), **Commercial Bank Regulation Structure and Performance**. The Journal of Finance.

Kishi, D.L. (1996). **The changing face of the banking sector and HMG/N recent budgetary policy**. Nepal Bank Patrika, Vol. 25.

Periris Ravi. (April 1996) .**The Nepal Stock Exchange-A review**, Kathmandu.

Security Board of Nepal, "**Annual Report 2009/2010**", Kathmandu.

Security Board of Nepal. "**Sebon Journal issue**" vol. 4, 2010, Kathmandu.

Security Board of Nepal. "**Sebon Newsletter issue**" vol. 5, 2010. Kathmandu.

Shrestha Sunity,(2004).**The Journal of Nepalese Business Studies**.Vol.1. No. 1,
Kathmandu.

Sthapit Arhan. **Share-Applying Woes, Friday Supplement**.The Rising Nepal .
Kathmandu

Unpublished Masters Thesis

Pandey, S. (2001). **Public Response to Primary Issue of share in Nepal**. An Unpublished
Master's Degree Thesis, Central Department of Management , Tribhuvan
University.

Pant. (2006).**Public Response to IPO in Nepal**. An Unpublished Master Degree
Dissertation, Central Department of Management, T.U.

Shrestha S. (1993).**Investment Planning Of Commercial Banks in Nepal**, Ph.D.
Dissertation, University of Delhi.

Shrestha S. K.(1996).Public Response to Primary Issue of Shares in Nepal. An
Unpublished Master's Degree Thesis ,Central Department Of Management,
Tribhuwan University.

Websites:-

<http://en.wikipedia.org/wiki/IPO>

www.nepalnews.com

www.nepalsharemarket.com

www.nepalstock.com

www.nepsenews.com

www.nrb.org.np

www.sebonp.com

ANNEX-1
Questionnaire

Dear respondents I will be very grateful if you kindly fill-up this questionnaire which is the requirement of our Master level thesis.

Name:

Occupation:

Address:

1) Have you ever heard about IPO?

a) Never heard

c) A little

b) Seen in papers and books

d) Yes, of course

2) Would you like to invest in IPO?

a) No risk at all

c) Depends on the sector

b) If had money

d) yes, even with the loans

3) How do you come to know about IPO of any company?

a) Advertisements

c) Brokers

b) Personal relations (market info)

d) others

4) What comes first in your mind while investing?

a) Promoters

c) Brokerage Commission (avails or not)

b) Company's performance

d) market information

5) In how many companies have you invested?

a) One

c) More than three

13) Would you prefer pro-rata basis or lucky draw for the distribution of shares?

a) Pro-rata basis

b) Lucky draw

14) Why most of the companies do not like going in public?

a) To keep control

c) Obligation to mass shareholders

b) Sharing of Profit

d) Complexity in management

15) What do you think the reason that the limited number of people invest in the market?

primary

a) Lack of money

c) Lack of Information

b) Lack of Knowledge

d) others (please specify if any).....

BIBLIOGRAPHY

Books-

Bexley, James B. (1987), **Banking Management**, New Delhi : Sujeet Publication

Bhalla, V.K. (1983), **Investment Management**, New Delhi: S.Chand & Co. Ltd., Fifth

Edition.

Gitman, L. J. (1994). **Principles of managerial finance**, New York: Harper Collins College Publishers.

Guleria, Arun (2009). **Introduction to the Initial Public Offering**, Jalandhar: Lovely Professional University

Gupta, S.C. (1999). **Fundamental of Statistics**, New Delhi: Himalayan Publishing House.

Gupta, S.P. (1991). **Statistical methods**, New Delhi: Sultan Chand and Sons Publications.

Joshi, P.R.(2001). **Research Methodology**, Kathmandu: Nepal Buddha Academic Publishers and Distributors Pvt. Ltd.

Kothari, C. R. (1994). **Quantitative techniques**, New Delhi: Vikas Publishing House Pvt. Ltd.

Oxford University Press. (1997). **Oxford Dictionary of Finance and Banking**. New Edition. United Kingdom

Sharpe, W. F., Alexander G. J, and Bailey J. V.(2000). **Investments**, New Delhi: Prentice Hall of India Private Limited.

Shrestha S. & Silwal D.P. (2000), **Statistical Method in Management**, 2nd Edition, Kathmandu: Taleju Prakashan

Shrestha S.K. (1996). **Public Response to Primary Issue of Share in Nepal**. An Unpublished Master's Degree Thesis, Central Department of Management, Tribhuvan University.

Security Board of Nepal, "**Annual Report 2009/2010**". Kathmandu.

Sthapit, Gautam, Joshi, and Dongol (2009). **Statistical Methods**, Kathmandu: Buddha Academic Enterprises Pvt. Ltd.

Thapa, K. "**Nepalese Securities Market: Regulation and Development**". SEBON Journal. Vol. 3 (July 2007), pp 21-29.

Van Horne, J. C. (2000). **Financial management and policy**, New Delhi: Prentice Hall of India Pvt. Ltd.

Weston, J. F. and Copeland T. E. (1992). **Managerial Finance**, New York: The Dryden Press.

Wolff and Pant (2005). **Social Science Research and Thesis Writing**, Kathmandu: Buddha Academic Enterprises Pvt. Ltd.

Journal, Official Publication and Relevant Study:-

Jackson W. (1975, June), **Commercial Bank Regulation Structure and Performance**. The Journal of Finance.

Kishi, D.L. (1996). **The changing face of the banking sector and HMG/N recent budgetary policy**. Nepal Bank Patrika, Vol. 25.

Periris Ravi. (April 1996) .**The Nepal Stock Exchange-A review**, Kathmandu.

Security Board of Nepal, "**Annual Report 2009/2010**", Kathmandu.

Security Board of Nepal. "**Sebon Journal issue**" vol. 4, 2010, Kathmandu.

Security Board of Nepal. "**Sebon Newsletter issue**" vol. 5, 2010. Kathmandu.

Shrestha Sunity,(2004).**The Journal of Nepalese Business Studies**.Vol.1. No. 1, Kathmandu.

Sthapit Arhan. **Share-Applying Woes, Friday Supplement**.The Rising Nepal . Kathmandu

Unpublished Masters Thesis

Pandey, S. (2001). **Public Response to Primary Issue of share in Nepal**. An Unpublished Master's Degree Thesis, Central Department of Management , Tribhuvan University.

Pant. (2006).**Public Response to IPO in Nepal**. An Unpublished Master Degree Dissertation, Central Department of Management, T.U.

Shrestha S. (1993).**Investment Planning Of Commercial Banks in Nepal**, Ph.D. Dissertation, University of Delhi.

Shrestha S. K.(1996).Public Response to Primary Issue of Shares in Nepal. An Unpublished Master's Degree Thesis ,Central Department Of Management, Tribhuwan University.

Websites:-

<http://en.wikipedia.org/wiki/IPO>

www.nepalnews.com

www.nepalsharemarket.com

www.nepalstock.com

www.nepsenews.com

www.nrb.org.np

www.sebonp.com

ANNEX-1

Questionnaire

Dear respondents I will be very grateful if you kindly fill-up this questionnaire which is the requirement of our Master level thesis.

Name:

Occupation:

Address:

11) Have you ever heard about IPO?

- a) Never heard
- b) Seen in papers and books
- c) A little
- d) Yes, of course

12) Would you like to invest in IPO?

- a) No risk at all
- b) If had money
- c) Depends on the sector
- d) yes, even with the loans

13) How do you come to know about IPO of any company?

- a) Advertisements
- b) Personal relations (market info)
- c) Brokers
- d) others

14) What comes first in your mind while investing?

- a) Promoters
- b) Company's performance
- c) Brokerage Commission (avails or not)
- d) market information

15) In how many companies have you invested?

- a) One
- b) Two to three
- c) More than three
- d) none

16) Which fund would you like to invest in IPO?

- c) Personal Fund
- d) Loan/ Credit

17) Do you think it is good that IPO funding via financial institutions loans should be prohibited by NRB?

- c) yes
- d) no

18) What expectation led you to invest?

- a) Cash dividend
- b) Bonus share/ stock dividend
- c) Right share
- d) others (please specify if any).....

19) Would you prefer financial sector or non-financial sector for investment?

- c) Financial sector
- d) Non-financial sector

20) If you like to invest in financial sector than in which type?

- a) Commercial Banks
- b) Development banks
- c) Finance companies
- d) Insurance companies

11) If you are interested in non-financial sector than in which type?

- a) Manufacturing and Processing Company
- b) Hotels
- c) Trading Company
- d) Other Company (Please specify).....

12) What ultimate goal led you to invest in IPO?

- a) Support for Old-age
- b) Children Education
- c) Annual Return
- d) others (please specify if any).....

13) Would you prefer pro-rata basis or lucky draw for the distribution of shares?

a) Pro-rata basis

b) Lucky draw

14) Why most of the companies do not like going in public?

a) To keep control

c) Obligation to mass shareholders

b) Sharing of Profit

d) Complexity in management

15) What do you think the reason that the limited number of people invest in the market?

primary

a) Lack of money

c) Lack of Information

b) Lack of Knowledge

d) others (please specify if any).....