

**WOMEN PARTICIPATION ON DECISION MAKING PROCESS AT THE
HOUSEHOLD LEVEL:
A Case Study of Kakani Rural Municipality Kakani, Nuwakot**

A Thesis

Submitted to the Central Department of Rural Development
For the Partial Fulfillment of the Requirement for the Master of Arts
in Rural Development

Submitted By

SAMJHANA PUDASINI

SYMBOL NUMBER: 282521

T.U. Regd. No. : 7-2-25-259-2004

Central Department of Rural Development

Tribhuvan University

Kritipur, Kathmandu

July 2024

DECLARATION

I hereby that the declare the thesis entitled **Women Participation on Decision Making Process at the Household Level: A Case Study of Kakani Rural Municipality, Nuwakot** submitted to the Central Department of Rural Development, Tribhuvan University, is absolutely based on my original work prepared under the guidance of supervisor. I have duly acknowledged to all idea and information lends from different various sources in writing this thesis. The finding that I got from research has not been presented or submitted anyone else for the award so any degree of other uses. I assure that no part of the content of this thesis has been published in any forms.

Samjhana Pudasaini

T.U. Refd. No. : 7-2-25-259-2004

Date: 2081-03-17

2024-07-1

RECOMMEDATION LETTER

The thesis **Women Participation on Decision Making Process at the Household Level: A Case Study of Kakani Rural Municipality, Nuwakot** has been completed by Mrs. Samjhana Pudasaini under my guidance and supervision, I hereby forward thesis to evaluation committee for final evaluation and approval.

.....

Ramesh Neupane

Thesis supervisor

Date: 2081-03-19

2024-07-03

APPROVAL LETTER

The thesis entitled **Women Participation on Decision Making Process at the Household Level: A Case Study of Kakani Rural Municipality, Nuwakot** submitted by Samjhana Pudasaini, in partial fulfillment of the requirement for the master's degree (MA) in rural development has been approved and evaluated by evaluation committee.

Evaluation Committee:

.....
Associate. Prof. Bishnu Bahadur Khatri
(Head of the Department) External

.....
Dr. Rajan Binayek Pasa
Member

.....
Ramesh Neupane
Supervisor

Date: 2081/3/24
2024-07-8

ACKNOWLEDGEMENTS

I am grateful that I got chance study work and complete my thesis under the guidance of my respected teacher Ramesh Neupane. He encourages me to complete this thesis. Under his guidance make me fruitful to complete my thesis in easier way, I thank him to guide me to give ideas and knowledge to complete thesis.

I wish to express my sincere thanks to Associate Professor Bishnu Bahadur Khatri head of the department and all the staff who gave support and cooperation to complete this thesis. I am so fortunate that all the respondents give their valuable time for research and trust me without their kind cooperation mw works would be incomplete. I am also grateful to ward no 2 of Kakani Rural Municipality member for giving to research in their place help me to find the information about that place. My heartfelt thanks to central e library to by keeping information that I needed to complete this thesis.

I would also like to thanks to all my friends and relatives who help me to complete my thesis. I would like to thank Mr. Madhu Prasad Pudasaini and Saraswoti Pudasaini, my husband Bhaskar Paneru for support and regular guiding me for to complete thesis

Samjhana Pudasaini

ABSTRACT

This thesis explores participation of women in the decision-making processes within household. It examines the various factors influencing women involvement in decision ranging from financial matters to everyday household management. The study utilizes a mixed method approach, combining with qualitative and quantitative survey key finding indicated education status, cultural norms and level of the support from their spouses and families

The objective of the study is to analyze, to the find out participation of the women in decision making power in household activities in socio-economical aspect. The data information is based on primary data which is collected through interview, focus group discussion and key information analysis. The study is made to find out roles male is sporting the women to uplift women decision making with household. The outcome of the study helps in the identification of the problem of the area which will help in information and implement the appropriate polices.

The study analyze the participation of the women in decision making process. it was noticed that women age 30- 45 were more participate in respondent with 44.7%..94% respondent follow hindusim. All the respondent were married with low education level the main occupation was agriculture and 73.3% of respondent has food sufficient for whole year.

The respondent owes the income but decision for the expenses is determined by husband. Husband decide for the buying and selling of the cattle,property and jewellery. 34% husband decide for celebrating festival. The decision for caring children and olds decides by respondents.60.7% of the respondents visit hospital when they fill ill. couple decides for selecting school of the children. Respondent decides for the family planning.98% of are satsified with home environment. 42% of the women controls household dispute. 88.7% has authority to take decision.

On the basic of the finding we can conclude that early marriage should be discourage from the household, society, encourage the gender equality in the society to reduce gender bias. Men should encourage the women to work themselves promoting self - dependence and societal empowerment. Local government should play crucial role and address the specific issue faced by women within their communities.

TABLE OF CONTENTS

	Page No:
Declaration	i
Recommendation Letter	ii
Approval Letter	iii
Acknowledgements	iv
Abstract	v
Table of Contents	vi
List of Tables	ix
List of Figure	x
List of abbreviation/acronyms	xi
CHAPTER I: INTRODUCTION	1-6
1.1 Background of the Study	1
1.2 Statement of the Problem	3
1.3 Objectives of the Study	4
1.4 Significance of the Study	4
1.5 Limitations of the Study	4
1.6 Organization of the Study	5
1.7 Operational Definition	5
CHAPTER II: LITERATURE REVIEW	7-11
2.1 Conceptual Framework	7
2.2 Theoretical Review	7
2.2.1 Liberal Feminism	8
2.2.2 Marxist Feminism	8
2.3 Review of Empirical Studies	9
CHAPTER.III: RESEARCH METHODOLOGY	12-14
3.1 Research Design	12
3.2 Rationale for the Selection of the Study Area	12
3.3 Nature and Sources of Data	12
3.4 Universe, Sample and Sampling Procedure	12
3.5 Data Collection Techniques and Tools	13
3.5.1 Household Survey	13
3.5.2 Focus Group Discussion	13
3.5.3 Key Informant's Interview	14

3.6	Method of Tools of Data Analysis	14
CHAPTER IV: DATA ANYALYSIS AND INTERPRETATION		15-31
4.1	Socio -Economic Profile of the Respondents	15
4.1.1	Age Structure	15
4.1.2	Family Structure	15
4.1.3	Religion	16
4.1.4	Marital Status	16
4.1.5	Education Level	17
4.1.6	Occupation	17
4.1.7	Income Level	18
4.1.8	Land Possession	19
4.1.9	Food Suffiency	19
4.1.10	Saving	20
4.2	Roles played women in decision making process	20
4.2.1	Possession of Household's Income	20
4.2.2	Decision in Household Expenditure	21
4.2.3	Buying and Selling the Property, Jewelry and Cattle	22
4.2.4	Decision Making for Celebrating Festival.	22
4.2.5	Decision Making for Marriage Ceremony	23
4.2.6	Decision making for Caring Children and Old Ones	23
4.2.7	Decision making for Treatment of Health	24
4.2.8	Decision making for Selecting School of the Children	24
4.2.9	Information about Family Planning	25
4.2.10	Type of Family Planning Use	25
4.2.11	Decision for Family Planning	26
4.2.12	Satisfacation Level	27
4.2.13	Household Dispute	27
4.2.14	Control of Dispute	28
4.2.15	Authority to Take Decision	28
4.3	Problems Faced by Women in Decision Making Process	29
4.3.1	Cultural and Social Norms	29
4.3.2	Education factor	29
4.3.3	Dependency	30
4.3.4	Early Marriage	31

CHAPTER V SUMMARY, CONCLUSION AND RECOMMADATIONS	32-35
5.1 Summary	32
5.2 Conclusion	33
5.3 Recommendation	34

References

Annexes

Annex i : Question for Household Survey

Annex ii : Focus Group Dicsscussion Guidline

Annex iii : Key Informant Interview Guidline

LIST OF TABLES

Table No.	Title	Page No:
4.1	Distribution of the Respondent on the Basic of the Age Group	15
4.2	Family Structure of Respondent	15
4.3	Distribution of respondent by religion	16
4.4	Distribution of respondents by marital status	17
4.5	Distribution of respondents by education level	17
4.6	Distribution of respondents by occupation	18
4.7	Income level	18
4.8	Distribution of land by per ropani	19
4.9	Distribution of food production for whole year	20
4.10	Saving	20
4.11	Distribution of household income	21
4.12	Decision making for household expenditure	21
4.13	Buying and selling of property, cattle and jewelry	22
4.14	Decision for celebrating festivals	22
4.15	Decision Making for Marriage Ceromony	23
4.16	Decision making for Caring Children And Old Ones	23
4.17	Decision making for treatment of health	24
4.18	Decision making for Selecting School of the Children	25
4.19	Information about Family Planning	25
4.20	Type of Family Planning	25
4.21	Decision for Family Planning	26
4.22	Satisfaction Level	27
4.23	Household Dispute	27
4.24	Control of Dispute	28
4.25	Authority to Take Decision	28

LIST OF FIGURES

Figure No.	Title	Page No:
3.1	Ward Wise Distribution of total household, Sample Household and Data	13
4.1	Income level	19
4.2	Deciders in Family Planning	26

LIST OF ABBREVIATIONS/ACRONYMS

CBS	:	Central Bureau of Statistics
CDRD	:	Central Department of Rural Development
DHS	:	Demographic Health Survey
NGO	:	Non-Government Organization
PDHS	:	Pakistani Demographic Health Survey

CHAPTER- I

INTRODUCTION

1.1 Background of the Study

Nepal is a small state in South Asia surrounded by India and china. It is dominated by the patriarchal society. Women are completely dependent on men for their survival...women has to discriminated by birth. Parents also do not give chance their daughter to become self-dependence. Parents are always hurrying to marry before their daughters are ready to married.

The illiterate of women in Nepal has not been improve, women are different according to regions, castes, economy, religion, and structure of community. The women of urban is more fortunate than rural one. The rural women is has low label education than urban. They have got more facilities and opportunities of education and employment. Education level in higher caste is more than lower caste.

The head of the family male take the decision-making process in the major household's activities such as purchasing land and house and decision of marriage of their children. Society of Nepal believes in their norms and value they are bounded with social norms and value. Superstitious believes prevails in societies however change due But due to the education.

Hindu religion and culture have superiors belief that women should respected their husband and respect his decision, women are compelled to live within boundaries of the house and looked after child and old ones cook and feed the family, washings clothes and other household activities provide ,bringing water and o the household actives. Men are assign to work outside manage the household activates. They do not allow women to work outside even though their economic condition is weak.

In Nepal, the population of women is more than men, women has low level of education, most of the rural area has early marriage, and women are compelled to leave academic session. They should dependent upon their husband women is controlled by the husband. Due to early marriage women is fully prepare for the maternal, she is compelled to bear the child which make adverse effect in health.

Most of the Nepal societies every family guided by male members. If she is educated in the family women are not allow to work outside the home without the permission of their husbands which prevails in rural and the urban of the society. She has to get permission of the husband as well as rest of the family if it is joint family. If it given opportunity to work for both males and female the living standard of the family will be upliftment. The economic condition will be strong by which the children will also nutritious food with quality education of the male members in their family.

Nepal is an underdeveloped country like Nepal face various problems like corruption unstable government, unclear plan and policies, weak economy, unplanned infrastructure, unemployment problem instability, corruptions, discrimination on the minority groups in terms of caste, class and gender. Such a problem creates which make gender discrimination in society and the nation.

Now a day, women participation in the politics, government jobs, business and teaching field is improved. The reservation of women seat is also kept in government label there is made women representative in political. It makes easier to address the women problem and make the policy which is women friendly. In the article 38 that insure equal right to lineage, right to safe motherhood and re Productive health, right to participate in the state structure and protect them from physical, mental, sexual and psychological violence.

The women of lower castes have get less education and then the higher caste. The lower caste has to support their parent to run their day to day transection. They education level Wii be chance of education and employment. Most of Nepalese women are not holder of the property. The property is transfer to male after death of father and mother in law property have right to the property.

Nowadays few reservation seat and women empowerment program has been launched to encourage the women. But it is remain only on the paper, only some extent it is utilized even though male and female are born, both are creature of the nature. Even though women are not enjoy full right the males. this bias should be eradicate from the household, society as well as the nation get the have they have equal right in the practiced.

1.2 Statement of the Problem

In context of Nepal women are compelled to depend on male because they have no other option to choose, The Status of women is should be improved if the socio economic development of household, society as well as country. Without in presence of the both man and women the condition of socio economic condition will be change if men provide equal participation household as in society it will be change. Women participation in decision making goals of development activities cannot be fully accomplished. Women have considerably le to control over family resources than men.

most of the women has a hold duty to perform they are not allowed to work outside the home their duty is design to work inside the house and care for family as well cattle of the house. The has sign their time in non-paying works such as washing, cooking, cleaning and child care, which are not valued in monetary terms and only considered as the compulsory duties of women. Women generally have less decision making power.

The problem of women in the study shows that women are not upliftment .the women are discriminated by their husband and their right is only remain paper. It is launched in their practical life. The effort should be launched from their household, society and the nation.

Research is highlighted on the Participation of Women in Decision Making Process at Household Process in Kakani-2, Nuwakot. According to census2011 Kakani Rural Municipality administered population of 36,982 living in 7431 individual households. Kakani is linked with Kathmandu city by pasanglamu Highway. Okharpauwa is affected by land fill site in Sisdole where all the garbage from Kathmandu district is brought. Over 90% people are dependent on agriculture. They produce radish, potato and seasonal vegetables which are sold on markets in Kathmandu market. People are trained on producing strawberries. Many families are engaged in trout fish farming. So, people from this area are involved in professional farming. Kagatigaun, a lower part of Okharpauwa which is home to many Balami people is deprived of development activities. Hygiene and sanitation practices of the area are highly compromised. About 80% of households still do not have access to

toilets and clean drinking water. Schools from the area have no toilets and water supply. The study aims finding of the answer of the following question.

- i. What is the socio-economic status of the women in decision making process at house level?
- ii. What are the different roles played by women decision making at household level?
- iii. What are the factor affecting women in decision making in household level?
- iv. What is the challenging faced by women in decision making in household level?

1.3 Objectives of the Study

The general objective of the study is to analyze the participation of the women in decision making at household level. Here are some specific objective listed below.

- i. To examine the socioeconomic status of women in decision making process.
- ii. To analyze the different role-played by women in decision making process at household level.
- iii. To analyze the different factor affecting faced by in decision making process.

1.4 Significance of the Study

This study is prepared for the finding out society status. This study will give the importance to find out on the condition of participation of women in household level decision making process Thus; women's over-empowerment can distort the objectives of social programs and result in significant negative returns. It helps planner to, policy maker and other organization to formulate and implement appropriate policies, plans and programs focusing the issues of women in household level.

1.5 limitation of the study

This study is based on specific objectives which is related to participation of women in household decision making process, the study was made in Kakani Rural municipality, Nuwakot. The study may not specific due to some limitation. The focus will on participation of the women in decision making process at household level. This study is based on certain objectives related to participation of women in household decision-making process. This study was limited to the Kakani Rural Municipality Kakani - 2, Nuwakot. The traditional believes over decision making, education constraints may lead the information incomplete.

1.6 Organization of the Study

This section deals with how the chapter are organized hereby. Altogether this study is divided in five chapters. The first chapter deals with the introduction, statement of the problem, objectives, significance, limitation, organization of the study, Operational definition. The chapter second deals with conceptual review, theoretical review, reviews of empirical studies. The chapter third deals with research methodology, research design, rationale for selecting of the study area, nature and source data, universe, sample and sampling procedure, data collection techniques and tools. The fourth chapter deals with data analysis and interpretation socio-economic profile of the respondent, roles played women in decision making, factor affecting women in decision making. The fifth chapter is deals with summary, conclusion and recommendation.

1.7 Operational Definition

Household: Household refers to a family or group of people living together. It's a social unit under one roof. All the people living in your house, including servants,

Decision-making: Decision making is the process of making choices by identifying a decision, gathering information, and assessing alternative resolutions.

Gender Equality: Ensuring equal rights, responsibilities and responsibilities, and opportunities for the women, men, girls and boys

Empowerment: The process through which women gain power and control over lives and acquire the ability to make strategic choices.

Decision Making Power: The ability of the women to participate in and influence decisions within the household, education of the children, healthcare, and family planning.

Household Dynamics: The patterns of the behaviors, roles, and power relationship within a household that affect decision making processes.

Patriarchy: A social system in which men hold primarily power often resulting in the marginalization or women in decision making roles.

Socio-economic status: The social standing or class of an individual or group, which often influences women participation in household decision making.

Gender Roles: The socially constructed roles and behavior considered appropriate for men and women who influenced the division of labor and decision making within household.

Cultural Norms: The shared expectations and rules that guide and behavior within the society. This can significantly impact women's participation in household decision making.

Legal Rights: The entitlements that women have law; which can either enhance or restrict their ability to participate in household decision making.

CHAPTER II

LITERATURE REVIEW

2.1 Conceptual Review

The literature review is a written overview of major writings and other sources on a selected topic. Sources covered in the review may include scholarly journal articles, books, government reports, Web sites, etc.

Acharya (2010) Autonomy is the ability to obtain information and make decisions about one's own concerns. autonomy provide the right in household as well as economic, social, quality education and equal right to property Women's autonomy in health-care bring changes in maternal as well as well-being of child and rest of the family. because of gender bias women are used as production of child man compel to give birth of son if she has female child this inequalities bring the changes the health of contribute to poor health outcomes. Evidence from other developing countries show nuclear family has to take part in decision making than the family in joint. In the join family women has elder member she should respect the elders and should follow the instruction of the elders.

2.2 Theoretical Review

Theory is a set of ideas based on a framework to explain a phenomenon, or more simply put its how and why I think something happens. There are theories of everything, but for this introduction we are talking about political, economic and social theory as well as philosophical ideas. These types of theory are pretty self-explanatory, political theory concerns itself with politics and political ideas, economics concerns itself with economic systems and how they operate and social theory concerns itself with how society is organized and operates, philosophy is more abstract and concerned with the way we learn, think, analyze as well as theories of existence and what it means to be human amongst other things. Needless to say these theories often overlap and influence each other. There is also approach called political economy which studies many theories together, in particular economics and politics in an attempt to show how these theories interact and influence real life.

2.2.1 Liberal Feminism

It “tends to be adopted by “mainstream” (i.e., middle-class) women who do not disagree with the current social structure” (Zhang & Rios, 2021). Liberal feminism is launched to address all the equal right to both men and women which equal fulfillment of basic need , right to get education, equal participation of on citizen right, right to vote to their politician in free of their decision, right to engaged in desire occupation, on violence work place of women should be violence and harassment free. The writer argue that both male and women should provide quality and same education system. Otherwise it will be the bias. She again argue that if women is married to wealthy and settle man she is not allow to work outsides. She compares the women as the cage of the birds who cannot come outside the boundaries. The right including women on health like reproduction, abortion, child health care and action over sexual arrestment should be highlighted in practical. Consequently, many skilled members of the workforce do not get the opportunity to develop their talents. On the other hand, a dual income family is more solvent than a single earning family (Hackett & Has anger, 2006; Zhang & Rios, 2021).

Liberal feminism main objective to woks in society by bring the women the structure of mains ream to make the more responsible for their right works. The objective has been failed due to the root cause of gender equality.

2.2.2 Marxist Feminism

Marxism is a political philosophy, led by left-wing people; inspired and founded by the two great German philosophers, Karl Marx (1818-1883) and Friedrich Engels (1820-1895), and is generally referred to as the economic theory of history. He state in theory about the bourgeon and proletariat of the society, the theory was class struggle of the landlord and the servant. it is political doctrine which show the class crimination o the human .Capitalism has created two major social classes: I) bourgeoisie, which is the owner of the means of social production (i.e., owners of capitalist companies), and ii) proletariat, which is the employer of wage-labor (sell labor force in exchange for a wage) having no means of production of their own, subjugated in all affairs of socioeconomic life. The bourgeoisie makes profits from the exploitation (i.e., paying low) to the proletariat (Marx, 1867; Abbasi, 2015).

According to Marxism, the theory shows the struggle of the high class that is bourgeoisie and lower class proletariat where bourgeoisie exploits the proletariat. He argues that women should struggle for the men but they should struggle for the bourgeois system for the exploitation of capitalism. Men and women protest under the capitalist to bring positive change, Marxism considers that gender inequality within the society has produced from capitalism and “men's domination over women is a byproduct of capital's domination over labor” (Wably, 1990). Engels mention that man is bourgeois and the women is represent as the proletariat in the family, man exploit the women in the family He has observed that economically weak women suffer greatly on patriarchy, but financially solvent women enjoy more social security.

Marxist feminists indicate discrimination of the women in the economic, social, and political related with capitalism women oppression would be linked to private property which creates environment the control over father before and husband after marriage.

2.3 Review of Empirical Literature

Acharya and Benett (1981) mentioned that overview the status of women in the decision making process in the household. He argued that economic status of the women play the vital roles in decision making. The women who has great economic participation she will gain more power in decision making. If her economic condition is high then her social and demographic also influenced the role in decision making.

Acharya and Bennett (1983), mentioned that the factors like socio-economic culture will be affected if the women participate in economical factor. Subsistence economy of rural Nepal. Women has participate in the own agriculture production actives, he argued that female number in the local market economy can be noticed beyond village women who are participate in the market a small contribution to the household income women.

Women who are participate in agriculture as labor they are control by men .the subsistence agriculture worker can be expected to reduced fertility rate and change their view at children education.

Research on schooling and education of girls in Pakistan reports wide disparities between education of girls and boys (Khan, 1997; Aric, et al., 1999; Salam &

Kingdom, 2008; Khan, 2008). There are both supply and demand side on the problem of girls education, on the side of supply there is low investment by public in education infrastructure which lead to unavailability of school on the demands side poverty and on the demand side there is poverty and scarcity of the financial resources which limit the school number. The demand side, poverty and lack of financial resources limit children's schooling and educated this is the differences of the rural and urban.

PDHS has the data analysis which identified the determinants that significantly impact women's empowerment. The empowerment is influenced by the women home town, wealth index education level exposed on of media. In the result greater effort should be made for the access quality education and the employment opportunities. The educational and employment opportunities. Women education and employment are the area that requires gender based opportunities Women's education and employment are the areas identified as requiring gender-based equal opportunity initiatives through a policy to enhance the socioeconomic status of women and achieve development at the national scale. In addition, targeted actions are required to alleviate poverty among women living in rural areas, where women's access to education, employment, and inheritance is mostly denied. Concerted efforts and collaborations are required from governments, human rights organizations, and civil societies to support and empower women living in rural and poor household wealth index areas. Moreover, legal frameworks are required to support women in owning or inheriting property. In addition, mass media should be used to communicate to women the relevance and ways of achieving women's empowerment. Mass media should be used to educate both men and women about women's rights and to change community norms and values that discriminate against women.

Acharya (2010) mentioned that there are many factors which will affect the factor about that affect in decision making in household, some of the factors are related with the background d of the women many programmer suggest to improve the condition of the women, women from high to middle class have least decision making power. Which suggest for to improve the education and employment.

KC (2021) argued that whether the women are homemaker or self-employee role in household level work in the organization they compelled to do household activates.

The study shows that women either peripheral are marginal at household level. The decision making role is gradually change, with policy transformed.

Dwal (2017) has founded that the study was made for the analyzing social and household actives. It can recognized that lower decision power remain the women in household and the society.

It can also be concluded that females have low socio-economic, status & thus lag behind men in household decision making power. Unless female are brought into the main stream of development process, it is impossible to develop society as well as the nation. For this education & empowerment plays an important role. This study show that females have to work more in household having less decision making, There is some difference between working women and non-working women. Jobholder women are more confident about their status in the household. Their participation level is more in serious matter like investment and selling than non-working women. Working women are more consulted and their opinions are more valued than non-working. The girls found to have been taught to remain as silent spectator from their childhood. Gender bias lesson rings in their ears since their childhood which leads them to lose their confidence and self-esteem and eventually they are compelled to decision making.

Shrestha(2017) analyzed that the study made in five ethnic group that is on Newar, Magar, Tamang and Bramin/Chettri of the Kathmandu valley. All the caste has their own mother tongue and language but it is not different in decision making roles of the husband. Only 4% in participation make variation among the five ethnic group.

CHAPTER III

RESEARCH METHODOLOGY

3.1 Research Design

Both quantitative and qualitative are used to get answer the research objectives. Mixed method for the survey so that it can cover research meaningful. Quantities research design is made to describe the general characteristics of the respondents which are measured by age, occupation, literacy status, which enables to present a clean picture of the phenomenon under study. Qualities research is used to investigate the minimum acquaintance about the socio-economic status of respondent so explores the cause and effect of women on socio-economic status in household affairs which is unseen to till date.

3.2 Rationale for the Selection of the Study Area

Kakani-2 Rural Municipality of Nuwakot is selected for the study. In the Kakani Rural Municipality. There are 8 wards. Among the 8 wards Kakani ward 2 is selected for the research because it has 790 house hold number. This area is selected because this area is shaded in development process even though it is so near to Kathmandu metro municipality .Women are backward in economic, social process. So, the study would find out the reality of the women in decision making process.

3.3 Nature and Source of Data

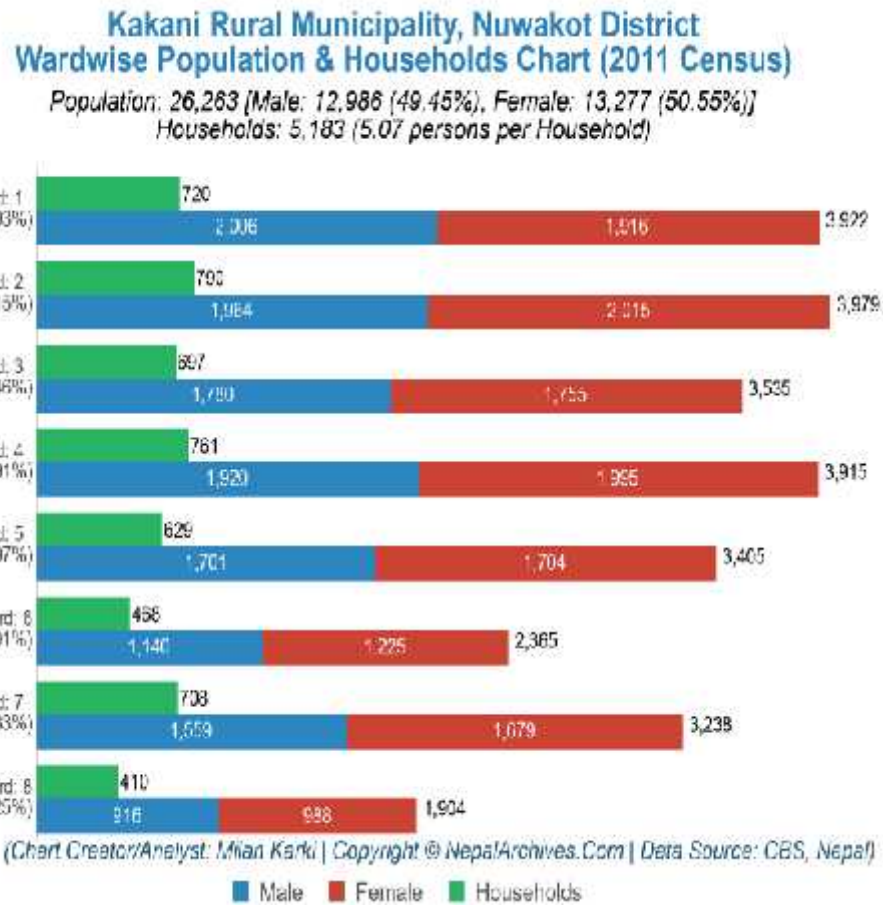
This study is depending on qualitative and quantitative data. The primary data has been collected from the field survey during visit. Focus group discussion and group key informant will be also interview, will, the secondary data that is needed will be collected from articles, journals thesis NGO and stakeholder.

3.4 Universe, Sample and Sampling Procedure

The census 2011 showed that there are altogether 790 households in Kakani Municipality ward number 2. From the same source, it is clear that there are many households in ward number 2 therefore; ward 2 was purposively selected for the purpose of study.

Therefore 790 households is universe of the study. Out of 790 households, 150 households was visited randomly to carry out study which is sample of the study.

Figure 3.1



Ward Wise Distribution of Total Household, Sample Household and Data source CBS NEPAL, 2011

3.5 Data Collection Techniques and Tools

Data collection has been used to describe a process of preparing and collecting data. The purpose data collection is obtain research and make records to make the decision whenever required.

3.5.1 Household Survey

Household survey was conducted among 150 household one from each household by developing questionnaire. The format of the household survey has been attached in annex 1.

3.5.2 Focus Group Discussion (FGD)

During the field visit, a short focus group discussion was conducted with seven married women. The FGD guidelines for the discussion has been included in annex ii.

3.5.3 Key Informant's Interview (KII)

During my field visit, the key informants were three individuals; the female representative, the male representative of the ward, and social worker of the ward 2 is made inquiry about the problems faced women the format of the key informant's interview guideline has been attached in annex iii.

3.6 Method and Tools of the Data Analysis

Data were collected from the field ensuring accuracy and completeness. The data were transformed in tables, graphs for presentation by using SPSS software.

CHAPTER IV
DATA ANYALYSIS AND INTERPRETATION

4.1 Socio -Economic Profile of the Respondents

4.1.1 Age Structure

Different age group was taken for the sample. Age from 15 to 60 + were interviewed for the research.

Table 4.1: Distribution of the Respondent on the Basic of the Age Group

Distribution of age group	Number of respondents	Percentage of respondents
15-30	30	20
30-45	67	44.7
45-60	31	20.7
60+	22	14.7
Total	150	100

Source, Field Survey, 2023

This indicates that the majority of the respondents fall within the 30-45 age group, making up nearly half of the total respondents. The age group 45-60 and 15-30 are nearly equal each contributing around 20% other the respondents, 60+ age group has the smallest representation at 14.7%.

4.1.2 Family Structure

Family structure is also the important factor to influence the decision making process of the women. Therefore family structure of the respondents were collected which is presented in table below Family play vital role for development of the society. It contains two groups that are nuclear and joint.

Table 4.2 : Family Structure of Respondent

Family structure	Number of respondents	Percentage of respondents
Joint	60	40%
Nuclear	90	60%
Total	150	100%

Source: Field Survey, 2023

The table's shows that 60% have nuclear families, while 40% of the respondents have joint family. This data shows that in context of the decision making the majority of the women (60%) who lives in nuclear families might have more autonomy and direct involvement in making decision making in household process joint families may experiences a more collective decision making process, where input from multiple family members including elders play significant role.

4.1.3 Religion

Religion is the belief in gods. The people of Nepal follow Hinduism, Buddhism, Muslims, Christianity, keratins. They believe in supernatural power of god. All the religion has their own belief.

Table4.3 : Distribution of Respondent by Religion

Religion	Number of respondents	Percentage of respondents
Hindu	141	94%
Buddhist	1	.7%
Christian	8	5.3%
Total	150	100%

Source: Field survey, 2023

Above table indicates that majority of respondents 94% follow Hinduism. Additionally 5.3% of respondent identified as Christian and 7% follow Buddhism of sample respondent of search area In the decision making process at the household level, the religious composition of the respondent can significant influences various aspect and values such as cultural practices in Hindu families decision may be influences by value of the hierarchy respect for elders.

4.1.4 Marital Status

Marriage is also a social Factor of the societies. Marriage common cycle of society is known as social regulation of society. A man's life is not complete without wife. Majority of male and female married before at age 20. Marital status of the women were collected and present in the table below.

Table 4.4 : Distribution of Respondents by Marital Status

Marital status	Number of respondents	Percentage
Married	144	96%
Unmarried	1	.7
Widow	5	3.3%
Total	150	100%

Source: Field Survey, 2023

The tables indicate that the marital status of sample respondents 96% are married, .7% is unmarried and 3.3% are widow. Widows may have more autonomy in decision making process compared to married women. Married women may not be free to make their sole decision.

4.1.5 Education Level

Education is enhances one ability and capacity to judges for the betterment. It plays vial roles in family, society and nation for development. If the education level is weak is human decision making power is also narrow. He cannot uplift his economic condition.

Table 4.5 : Distribution of Respondents by Education Level

Education	Number of respondent	Percentage
Illiterate	60	40
Literate	90	60
Total	150	100

Source: Field Survey, 2023

This means that sample population being considered in the table, 60% of individual are literate which shows that level of education is changing.

4.1.6 Occupation

Occupation is the main source of income that regulates the expense of household activates. It determines the living standard of individual.

Table 4.6 : Distribution of Respondents by Occupation

Occupation	Number of respondent	Percentage
Unemployment	44	29.3%
Self employed	94	62.7%
Service	8	5.3%
Wage labor	4	2.7%
Total	150	100%

Source: Field Survey, 2023

The above table shows among the respondents, 62.7% are engaged in their own business. 29.3% respondents are unemployed. 5.3% are in service and 2.7% are wage labor. this data shows that people who are engaged in employment whether self-employment, services jobs, or wage labor are likely to have more confident decision making compare to those who are unemployed.

4.1.7 Income Level

Income label determines the living standard of the respondents It helps to know about financial status of the respondents.

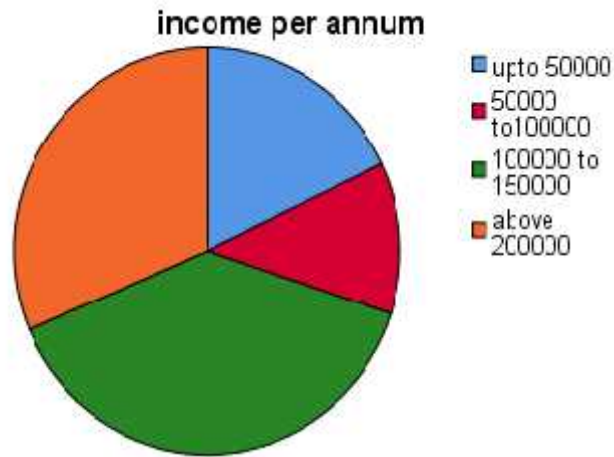
Table 4.7 : Income level

Income per annum	Number of respondent	Percentage
Up to 500000	27	18%
50000-100000	18	12%
100000-150000	58	38.7%
Above 200000	45	31.3%
Total	150	100%

Source: Field Survey, 2023

Above table shows the majority of respondent (38.7%) fall into the Rs. 100000-150000 income range followed by those earning above Rs. 200000(31.3%). A smaller proportion of earn between 50000-100000(12%) or upto 50000(18%). The income distribution shows that most household have financial stability which influences their decision making processes in different ways based on their income levels.

Figure: 4.1 : Income Level



Source : Field survey, 2023

4.1.8 Land Possession

Nepal is divided into three regions. It has mountain, hill and terai. Land distribution system is also changing in hilly to terrain region. Land is used for cultivation as well as for settlement. The following tables show the possession of land by the respondents in ropani.

Table 4.8 : Distribution of Land by Per Ropani

Quantity of land	Number of respondents	Percentage
0_3	37	24.7
3_6	47	31.3
6_9	24	16
Above	34	22.7
Missing	8	5.8
Total	150	100

Source: Field Survey, 2023

The average of quantity of land was 1.39 (standard deviation = 1.116). Out 150 respondent most of them has land 3-6, (5.3%) has no land.

4.1.9 Food Sufficiency

Nepal is agricultural country. Most of people engaged in agriculture. Only few percent have food sufficient for the whole year.

Table 4.9 : Distribution of Food Production for Whole Year

Food production per annum	Number of respondents	Percentage
3-6	35	23.3
6-9	3	2
9 above	2	1.3
Missing	110	73.3
Total	150	100

Source: Field survey, 2023

This data shows that majority of the respondents (73.3%) has food sufficient for whole year. A small portion (23.3%) produces food for 3-6 months, and an even smaller fraction (2%) produces food for 6-9 months. only 1.3% produces food for more than 9 months but not the whole year.

4.1.10 Saving

Saving is the reserve money which is kept for future used. People can save money if their expenditure is less. People cannot save money if one cannot fulfill his/her basic needs.

Table 4.10 : Saving

Saving	Number of respondent	Percentage
Yes	93	62
No	57	38
Total	150	100

Source: Field Survey, 2023

The tables show that 62% save money and 38% respondent does not save the money. The data on money saving behavior at the house hold level can provide that they financially strong.

4.2 Roles Play by Women in Decision Making Process

4.2.1 Possession of Household's Income

Household income is the general issue of house. Incomes are used for meeting each demand of the member.

Table 4.11 : Distribution of Household Income

Who owes saving?	Number of respondents	Percentage
Myself	62	41.3
My husband	45	30
Jointly	25	16.7
Father and mother in law	15	10
Whole family	3	2
Total	150	100

Source: Field Survey, 2023

It shows that myself passes household income 41.3%, my husband 30%, jointly passes 16.7%, father and mother in law 10% and whole family 3 (2%) only passes the income household from sample respondent. The data shows that roles of the women in distribution of income are autonomy when women have control over financial decision several positive outcomes are often observed.

4.2.2 Decision in Household Expenditure

Expenditure refer to the action of spending funds or amount of money spend. It encompasses all types' money spending including purchase of goods and services.

Table 4.12 : Decision Making for Household Expenditure

Who spend money	Number of respondent	Percentage
Myself	44	29.3
My husband	51	34
Jointly	34	22.7
Father and mother in law	17	11.3
Whole family	4	2.7
Total	150	100

Source: Field Survey, 2023

This indicates that largest portion of the expenditure followed by husband. Only 22.7% is jointly handled which show that there is autonomy over the transition of the male.

4.2.3 Buying and Selling the Property, Jewelry and Cattle

To run household buying and selling will be done good and property.

Table 4.13 : Buying and Selling of Property, Cattle and Jewelry

Buying and selling of property	Number of respondent	Percentage	Buying and selling of cattle	Number of respondent	Percentage	Buying and selling of jeweler	Number of respondent	Percentage
Myself	42	28	Myself	43	28.7	Myself	44	29.7
My husband	52	34.7	My husband	51	34	My husband	50	33.3
Jointly	37	24.7	Jointly	36	24	Jointly	37	24.7
Father and mother in law	15	10	Father and mother in law	16	10.7	Father and mother in law	15	10
Whole family	4	2.7	Whole	4	2.7	Whole family	4	2.7
Total	150	100	Total	150	100	Total	150	100

Source: Field Survey, 2023

This suggests that my husband plays the dominant role in managing the transaction compared to women, jointly, father and mother in law and entire family.

4.2.4 Decision making for Celebrating Festival.

People celebrate different festival. Dashain and Tihar is the main festival of Nepalese. People enjoy with festival. With main festival other indigenous people celebrate Jatas, Loshar, Id etc.

Table 4.14 : Decision Making for Celebrating Festivals

Who decide for marriage ceremony	Number of respondent	Percentage
Myself	42	28
My husband	51	34
Jointly	37	24.7
Father and mother in law	16	10.7
Whole	4	2.7
Total	150	100

Source: Field Survey, 2023

From the above table my husband 34%, myself 28%, jointly 24.7%, father and mother in law 10.7% whole 2.7% makes the decision for celebrating festival. This indicates

that husband has majority role in decision making to celebrate festival rather than rest of the family.

4.2.5 Decision Making for Marriage Ceremony

Table 4.15 : Decision making for Marriage Ceremony

Who decides for marriage ceremony	Number of respondent	Percentage
Myself	42	28
My husband	51	34
Jointly	37	24.7
Father and mother in-law	15	10
Whole	5	3.3
Total	150	100

Source: Field Survey, 2023

From above table my husband 34%, I 28%, jointly 24.7%, father and mother in law 10% and whole 3.3% make decision for the marriage. It can analyze that major part of decision making in marriage is also handled by husband. There is a strong element of joint decision making between respondent and her husband, with additional input from her parent in law.

4.2.6 Decision Making for Caring Children and Old Ones

In Nepalese context child and old ones are care by women. Males are engaged in income generation activities. Most of women remain home do household activities and take care of child.

Table 4.16 : Decision Making for Caring Children and Old Ones

Who decides for children and old ones	Number of respondent	Percentage
Myself	47	31.3
My husband	46	30.7
Jointly	42	28
Father and mother in law	11	7.3
Whole	4	2.7
Total	150	100

Source : Field Survey, 2023

Above table shows me 31.3%, my husband 30.7%, jointly 28%, father and mother in law 7.3%, whole (2.7%) take care of children and old ones. From sample respondent

it shows that women are responsible for children and old ones. Overall the distribution shows that respondents and her husband is the main caregiver for the children and elderly family member.

4.2.7 Decision making for Treatment of Health

Although it is rural municipalities people of this area are conscious about health condition. Very community believes in supernatural believes.

Table 4.17 : Decision Making for Treatment of Health

Decision for treatment if family member fall sick	Number of respondents	Percentage	Decision of health treatment	Number of respondent	Percentage
Myself	44	29.3	Health post	26	17.3
My husband	58	38.7	Hospital	91	60.7
Jointly	40	26.7	Dhami, jhakri	33	22
Father mother in law	5	3.3	Other	0	0
Whole family	3	2			
Total	150	100	Total	150	100

Source: Field Survey, 2023

Above table shows that decision making for treatment if family member fall sick is my husband 38.7%, myself 29.3%, jointly 26.7%, father and mother in law 3.3% and whole family is 2% .In context of health condition people go to hospital which is the most progressive result of the area. Table shows that 60.7% go to hospital and 22% go to Dhami and Jhakri.

4.2.8 Decision making for Selecting School of the Children

Education is the primary need of people. Even though there is a one community school area in Kakani -2 rural municipalities. People send their children to school. Parent, teacher, social recognized people make the school management committee. All the school activities closely absorbed and balanced by the committee.

Table 4.18 : Decision Making for Selecting School of the Children

Decision making for selecting school	Number of respondent	Percentage
Myself	19	12.7
Husband	21	14
Both	104	69.3
Missing	6	4
Total	150	100

source: field survey,2023Source:

Tables shows that decision making in selecting school of the children both (69.3%, my husband 14%, women 12.7% least for decision making in selecting school for children. This is very impressive result. Both male and female play equal role in selecting school of children.

4.2.9 Information about Family Planning

During sample collection respondent were asked about the table shows family planning. Among 150 respondent 43.3% gave no and 43.3% gave yes answer.

Table 4.19 : Information about Family Planning

Information about family planning	Number of respondents	Percentage
Yes	65	43.3
No	85	56.7
Total	150	100

Source: Field Survey, 2023.

The table where respondents were asked yes or no question and 56.7 chose not to answer while 43.3% responded with a yes.

4.2.10 Type of Family Planning Use

Table 4.20 : Type of Family Planning Use

Type of family planning	Number of respondents	Percentage
Temporary	45	30
Permanent	20	13.3
Missing	85	56.7
Total	150	100

Source: Field Survey,2023

From the above table we can find that 56.7% don't use family planning 30% used temporary and very few 13.3% used permanent family planning method. The analysis suggests that respondents may not aware about the family planning methods. Some respondents who were just married do not use family planning methods.

4.2.11 Decision for Family Planning

Family planning is used for control of population. Small size of family can maintain their standard of life. In present situation women are using family more than male.

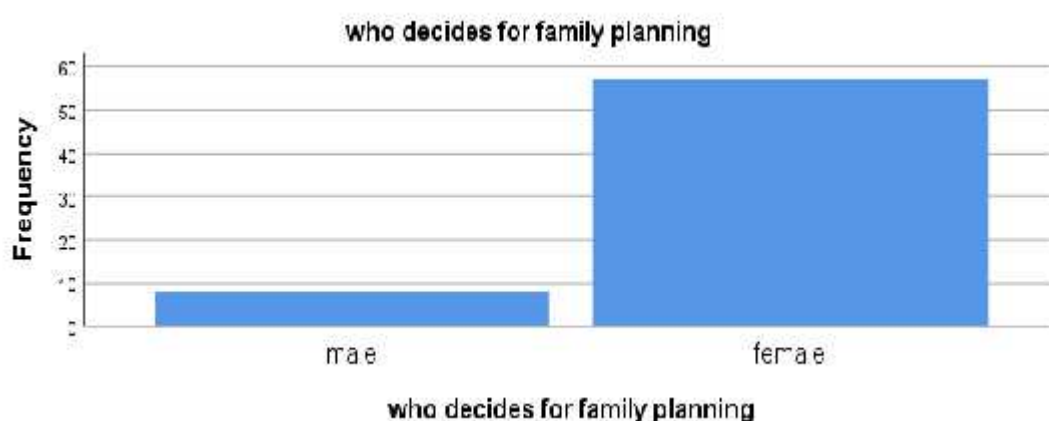
Table 4.21 : Decision for Family Planning

Decision for family planning	Number of respondents	Percentage
Male	8	5.3
Female	57	38
Missing	85	56.7
Total	150	100

Source:Field Survey,2023

The table shows that female are 38% a male 5.3% which is very few percent. 56.7% are not using family planning method. The analysis shows that the majority of respondents donot used a family planning method.the decision making process for family planning is more often made by respodents than their husband.

Figure no 4.2 : Deciders in Family Planning



Source: Field Survey, 2023

4.2.12 Satisfaction level

Home environment play vital role for the happy family. Home environment play vital role for up bring child. If home environment is not people good people will be psychological ill.

Table 4.22 : Satisfaction Level

Home environment	Number of respondent	Percent
Yes	147	98
No	3	2
Total	150	100

Source: Field Survey, 2023

Above table shows that 98% respondents are happy with home environment while 2% respondents are not satisfied with environment. This suggests that while the majority of married women feel positively about their home setting, there is a minority who may have concerns or issue with their home environment.

4.2.13 Household Dispute

Every house has dispute. One cannot satisfy each other. Dispute may be small or big dispute brings the change in home environment. Most the dispute is created by males in the house. Women have to bear the dispute.

Table 4.23 : Household Dispute

Household dispute	No of respondents	Percentage
Yes	144	96
No	6	4
Total	150	100

Source: Field Survey, 2023

From the above table that 96% of the sample respondent experience household dispute at home. While only 4% of the respondents do not have dispute at home. The tables interpreted that a majority of the respondents experiences household disputes .minority of the respondents do not have dispute at home. This indicate that household dispute are prevails among the respondents, affecting nearly all of them.

4.2.14 Control of Dispute

Every house has dispute. In context of Nepal it has male dominated society. Home dispute creates inequality, Disrespect for each other is a Psychological ill. It can be reduced by controlling dispute. Male and female should play equal role to control dispute.

Table 4.24 : Control of Dispute

Control of dispute	Number of respondent	Percentage
Male	34	22.7
Female	63	42
Both	48	32
Missing	5	3.3
Total	150	100

Source: Field Survey, 2023

Above table shows that female 42% take a lead while 22.7% of males controls dispute. 32% of disputes are managed jointly by both controls dispute. This suggests that females are more likely to take control of household disputes compared to males, although a significant portion of disputes are resolved through joint efforts.

4.2.15 Authority to Take Decision

Male and female is the pillar of the house. Both are equal responsible run the home. If male are active given authority for taking decision. It will be bias.

Table 4.25 : Authority to Take Decision

Authority to take decision	Number of respondent	Percentage
Yes	133	88.7
No	17	11.3
Total	150	100

Source: Field Survey, 2023

Above table shows that yes respondent s 88.7% of respondents answered 'yes' 11.3% respondent answered 'no' that women are given authority to take decision. It analyze that a significant majority perceive that women have decision making authority.

4.3 Factors affecting Women in Decision Making Process

Although men and women are born by same process but they are discriminated by their gender. Women have lots of responsibilities of their work at home. Males only do the income generating work. They are facing problem of decision making due to following reason.

4.3.1 Cultural and Social Norms

Cultural social norms and values creating in society from the beginning of the human civilization. Norm and value create the order in society. Cultures norms play the vital role in shaping decision making processes at the house level. The norms influence who makes decisions, how the decision made and what are factors are considered as importants.

In many cultures, traditional gender roles are dedicate to the men and who are the primary decision maker, especially in financial and major household decisions. Women may be more involved in decision related to children and old ones and daily household management. Patriarchal societies often limit women's autonomy and participation in decision making.

Elders have often respected status in many cultures, leading to a hierarchical decision making process where older family members have more influence. Younger members may refer to the opinion and decision of their elders out of respect.

The financial status of the household can influence who make decisions. In the wealthier households, decision more collaborative, economic pressure and constraints can shape priorites and choices within the household.

Because of the patriarchal system a women has to always remain silent and respect the decision whatever made by the seniors. They cannot express their opinion if the decision is not in favour of them.

4.3.2 Educational Factor

Education is the powerful factor in shaping the decision making at the household level. In household where the member are littrate can access and understand information better leading to more informed decision making. The ability to read and

write and numeracy skills to everyday situation, which curical for like budgeting, understanding medical instructions, and legal documents.

A literate women can literate the whole family women can guide their children whenever child needs. Literacy enables women to read and understand information re, finance, and legal right, which empower them to make decision.

The litracy includes the practical skills like reading instructions, understanding labels and managing household accounts, which are essential for the daily decision making. Women with higher educational attainment are better equipped to participate in household decisions. Education enhances their confidence problem solving skills increasing their influence in decision related to family health, children education and financial planning.

Educated women have better job prospects and higher earning potential, contributing to household income and gain financial independence. Education in finance concepts such as budgeting, saving and investing enables women to make the sound economic decision, improving household financial stability.

Educated women are more aware of the health issue and preventive measures, leading to better health-related decisions for themselves and families. Educated women are more likely to prioritize their children 'education, support their learning and engaged activates.

Education is a transformative factor for the women, significantly influencing their decision making power within house hold. Efforts to enhance women education can lead to more equitable and effective decision making process at the household level.

4.3.3 Dependency

Women's participation in household activites can have significant impact on their roles in the decision making process at the household level. Women involvement in household chores can reinforce traditional gender roles, and limiting their perceived authority in decision making. The time and energy spend on household activities may reduce women's availability for participation in influencing household decisions.

Women who are primarily engaged in household work are financially dependent on their husband may less say in decision making. Women who manage budgets and expense might gain influence over financial decision due to their familiarity with the household' economic situation.

In many culture men are seen as primarily decision makers, while women roles are confined to domestic sphere. Higher education levels and awareness can empower women to participate more actively in decision making activities.

Various factor such as education, supportive partnership and progressive cultural norms can enhance their influence and ensure more equitable decision making.

Financially independence and economic stability can greatly influence the option available to women and ultimate decision.

4.3.4 Early marriage

Early marriage is also another factor affecting women in decision making. early marriage can shift power dynamic within a household, young women may have less decision making power due to lack of the age, lack of exprinces,and often lower educations.

Early marriage can impact house economics. Young couples may struggles financial stability due to the limited education and employment oppurnities influnceing decision about spending, saving and investing. Health -related decision particularly regarding family planning and child bearing can be influence biyearly marriage.

Young couples may lack of autonomy to make informed choices about reproductive health. Early marriage often disrupts education pursuits particularly for the couples which make long term household decision making. Traditional roles and expectation can limit the participation of couples in important household decision.

Early marriage should discourage from the household and community. Community awareness programs to empower young individual and improve household decision making.

CHAPTER V

SUMMARY, CONCLUSION AND RECOMMADATIONS

5.1 Summary

The study was made for the participation of women in household decision making process at Kakani-2 area at Kakani Rural Municipality Nuwakot district. This study based upon the primary data collected from the field survey. There are 790 households in study area, among these 150 household are taken as sample household to collect the information.

This study is to find out the socioeconomic status of female and different roles in decision making process. The research is done to find out the present situation of women roles in decision making process on social economical activates. 29.3% respondents are unemployed. 5.3% are engaged in service. only 2.7% respondent are wage labor.

The major find of analyzing of the study socio-economic aspects. Majority of respondents are in age group of 30-45. 144 respondents are married 1 is unmarried 5 are widow who are interview for research. Most of people follow Hinduism religion newly few percent follow Christianity. With regarding family structure 60% of households have nuclear family 40% have joint family. Brahmin Khatri, salami, few are margined people are taken as sample. Most of the people has concrete house with toilet. Because of land dumping road is graveled and pitches. Transportation facilities are not so much available. There is no private school in these research area. According to education system community school has improved its system by joint member teacher and parents school management committee is impressive. Majority of the people are found illiterate. Most of the elder age group is illiterate. 62.7% people are self-employed respondents are unemployed. 5.3% are engaged in service only 2.7% respondent are wage labor. Majority of respondent earned 10000-150000 per annum. They maintain standard of living. More than 95% have their own land. Only few percent people are landless. 73.3% of people have food sufficient for whole year from their own land. 62% people save money and 38% people do not save the money.

Most of respondent visit hospital when they feel ill. Very less percent go to Dhami and Jhakri when they are ill. Out of Among 150 respondent 43.3% gave no and 43.3%

gave yes answer. Most of the respondent used temporary rather than permanent. The decisions for using family planning method are used by females than male.

According to research female have higher decision power than males. Male 29.3% used their income for expenditure. Whole family 2.7% are using the income for the expenses. More than 50% males make their decision for selling and buying of property, cattle and jewelry. 34% of the 150 respondent make the decision for celebrating festival and making marriage ceremony. According to field survey decision for caring children and old ones higher percent of responsibilities goes to women. According to field survey 69.4% both make decision for selecting school for children. 98% of the total respondents are happy with home environment. 96% of the total has dispute in process of running households activities. Female has higher number in controlling home dispute. 88.7% of women have authority to take decision in household activities.

5.2 Conclusion

The above analysis of the decision making power of the women in household and who are participate at the social and household activities we can concluded that female are married at the early age. Women has low education most of the women follow Hinduism and believes in superstitious. Most of the women has their own land. The main occupation is agriculture. Food is sufficient for whole year.

In term of role played women decision making process women possess the income but expenditure is run by the males. Buying, selling of the asset and jewelry remain in the hand male. Male make the decision for celebrating festivals women has to remain in the house and care for children and old ones both males decides for selecting school for the children.

We can find that health condition of the Kakani_2 area is good .Almost all people to visit hospital If they fall sick's also weak. Because of male dominated. Women decide for family planning by themselves. Most of the houses have dispute at home and controls by the females. We can conclude that even though time is changing day by day there is change new to produce to new product for the convenient and easiness for human. But the males mind is no changing in behavior for upliftment of their daughter, wife their home environment. The government policy is also bias that they

are not providing equal chances to women for the change. It concludes that women are hesitating to give their decision about household activities. They are not confident about result.

6.3 Recommendations

The study has been to find out result if it has been change from past result in decision making in households activities or not. Although new technology is launched for life convenient. But the discrimination between two genders is not change from home, society, national level. If parents send their children they send son to private school and daughter to community school.

Unless the quality education system for all is not launched the discrimination will not vanished.

Recommendation are given below as per analysis of the research so that it can improve the status for more participation of the females.

Eliminate the gender bias:

Eradicate gender bias from bias from home, society and nation. Ensure early marriage is discouraged so women can complete their education. Challenge and change social norms that hinder women making decisions.

Economic empowerment:

Encourage men to support women in buying and selling their products. Promote women participation in the workforce alongside household responsibilities. Offer women extra training for income generating activities particularly in agriculture as many are self-employee in this sector.

Local government support:

Provide facilities for women to sell their product and build cold storage to keep products fresh. Develop and implement women -friendly policies and plans. Address women's issue effectively and provide satisfying solutions. Enforce strict rules to combat domestic violence and promote gender equality.

Encouragement and training:

Encourage women to seek additional training for better income opportunities. Ensure local government support for women's business and agricultural activities.

References

- Acharya, D.R., Bell, J.S., Simkhada, P., Van Teijlingen, E.R., & Regmi, P.R. (2010). Women's autonomy in household decision-making: a demographic study in Nepal. *Reproductive health*, 7, 1-12.
- Acharya, M. & Bennett, L. (1981). *Rural women of Nepal: An aggregate analysis and summary of 8 village studies*.
- Acharya, M. & Bennett, L. (1983). Women and the subsistence sector. *World Bank staff working paper*, (526).
- Armstrong, E. (2020), *Marxist and social feminism*. <https://scholarsworks.smith.edu/swg.facpubs/15>.
- Atlantis Press Giddens, A. (2001). *Sociology*. Cambridge: Polity Press.
- Gilligan, C. (1993). *In a different voice: Psychological theory and women's development*. Harvard university press.
- Bashkatov, A.N., Genina, E.A., & Tuchin, V.V. (2011). Optical properties of skin, subcutaneous, and muscle tissues: a review. *Journal of Innovative Optical Health Sciences*, 4(01), 9-38.
- Crow, B.A. (Ed.). (2000). *Radical feminism: A documentary reader*. NYU Press.
- Dwal, J.B. (2017). *Household decision making role of women RiluvDC of Bhajhang district*. A thesis submitted to CDRD. Kritipur, Kathmandu.
- Engels, F. & Untermann, E. (2021). The origin of the family, private property and the state. In *Politics and Kinship* (pp. 217-223). Routledge.
- Evans, J. (1995). *Feminist Theory Today: An Introduction to Second-Wave Feminism*. Sage Publications.
- Fan, J. (2017, June). The embodiment and development of Feminism in English and American literature. In *2017 2nd International Conference on Education, Sports, Arts and Management Engineering (ICESAME 2017)* (pp. 1745-1750). Atlantis Press.
- Gimenez, M.E. (1975). Marxism and Feminism. *Frontiers: A Journal of Women Studies*, 1(1), 61-80.

- Gordon, L. (2013). *Socialist Feminism in the Second Wave*. New Labor Forum. 22(3), 20-29.
- Graham, G. (1994). Liberal vs. Radical Feminism Revisited. *Journal of Applied Philosophy*, 11(2), 155-170.
- Hackett, E., & Haslanger, S. A. (2006). *Theorizing Feminisms: A Reader*. New York, NY: Oxford University Press.
- Hansen, K.V. & Philipson, I.J. (Eds.) (1990). *Women, Class, and the Feminist Imagination: A Socialist-Feminist Reader*. Philadelphia: Temple University Press.
- Hawkesworth, M. E. (1989). Knowers, Knowing, Known: Feminist Theory and Claims of Truth. *Signs: Journal of Women in Culture and Society*, 14(3), 533-557.
- Hennessy, R., & Ingraham, C. (Eds.) (1997). *Materialist Feminism: A Reader in Class, Difference, and Women's Lives*. Routledge. Hirschmann, N.J. (2009). *Gender, Class, and Freedom in Modern Political Theory*. Princeton: Princeton University Press.
- Jaggar, A.M. & Rothenberg, P.S. (1993). *Feminist Frameworks: Alternative Theoretical Accounts of the Relations between Women and Men* (3rd Ed.). New York: McGraw-Hill.
- Jaggar, A.M. (1983). *Feminist Politics and Human Nature*. Rowman & Allanheld, Harvester Press.
- Jaggar, A.M. (1983). *Feminist, Politics and Human Nature*. Rowman & Allanheld, Harvester Press.
- Jensen, R. (2017). *The End of Patriarchy: Radical Feminism for Men*. Spinifex Press Pty Ltd.
- Jensen, R. (2021). "Getting Radical: Feminism, Patriarchy, and the Sexual-Exploitation Industries ." *Dignity: A Journal of Analysis of Exploitation and Violence*, 6(2), Article 6. <https://doi.org/10.23860/dignity.2021.06.02.06>.
- Kaur, R. & Nagaich, S. (2019). *Understanding Feminist Research Methodology in Social Sciences*. <http://dx.doi.org/10.2139/ssrn.3392500>.

- Kauthar, Z. (2005). *Modern Western Political Ideologies*. Kuala Lumpur: Pearson Prentice Hall.
- Khan, W., Hussan, S., & Qureshi, B. (2016). The Purpose of the State: Ancient, Liberal, Marxist and Feminist Standpoints. *Global Social Sciences Review*, 1(1), 77-84.
- Kristeva, J. (2016). *Simone de Beauvoir Aramızda*. stanbul: SelYayıncılık.
- Kuleli, M. (2019). Marxist Feminist Discourse in a Turkish Novel with Eugene Nida's Concept of "Equivalence" Applied on Translation Evaluation of the Novel. *Rumeli DEDilveEdebiyat20.Ara tırmaları Dergisi*, 16, 703-720.
- Kümbet, P. (2012). Ekofeminizm: Kadın, Kimlik, Do a. Oppermann, S. (Ed.), *Ekoele tiri, Çevre Edebiyat*. Ankara: Phoenix Yayınları.
- Lewis, J.J. (2021). Cultural Feminism. Thought Co. <https://www.thoughtco.com/cultural-feminism-definition-3528996>.
- Lokaneeta, J. (2001). Alexandra Kollontai and Marxist Feminism. *Economic and Political Weekly*, 36(17), 1405-1412
- Mao, C. (2020). Feminist Activism via Social Media in China. *Asian Journal of Women's Studies*, 26(2), 245-258.
- Marx, K. (1844). "Estranged Labour" *Economic and Philosophical Manuscripts*. *Marx & Engels Collected Works*, 229-346.
- Marx, K. (1887). *Capital: A critique of political economy*, Volume 3.
- Mohajan, H. (2015). Sustainable Development Policy of Global Economy.
- Mousset, S. (2017). *Women's rights and the French Revolution: a biography of Olympe de Gouges*. Routledge.
- Nachescu, V. (2009). Radical feminism and the nation: History and space in the political imagination of second-wave feminism. *Journal for the Study of Radicalism*, 3(1), 29-59.
- Raju, K.C. (2021). Role of Women in Decision Making in Household Chores. *Voice of Teacher*, 6(1), 125-132.
- Reiman, J. (1979). Prostitution, Addiction, and the Ideology of Liberalism. *Contemporary Crises*, 3, 53-68.

- Research and Advances in Education, SEP. 2022, Vol.1 No.3, pp. 11-26. Paradigm Academic Press.*
- Ribeiro, D. (2016). Black Feminism for a New Civilizational Framework. *Sur-International Journal on Human Rights*, 13(24), 99-103.
- Ritzer, G. (2011). *Sociological Theory*. McGraw-Hill Companies Inc., New York.
- Rousseau, J.J. (1754). *Discourse on the Origin of Inequality*, Part Two. The Basic Political Writings, Hackett.
- Rowland, R., & Klein, R. (2013). Radical Feminism: Critique and Construct. In S. Gunew (Ed.), *Feminist Knowledge: Critique and Construct*, UK: Routledge.
- Rudy, K. (2001). Radical Feminism, Lesbian Separatism, and Queer Theory. *Feminist Studies*, 27(1), 191-222.
- Said, E. (1977). *Orientalism*. London: Penguin Books.
- Salzman, J. (2006). Feminist Theory and Criticism. In *Encyclopedia of African-American Culture and History* (2nd Ed.), pp. 758-762. New York: Macmillan Library Reference.
- Sands, R. & Nuccio, K. (1992). Postmodern Feminist Theory and Social Work: A Deconstruction. *Social Work*, 37(6), 489-494.
- Shrestha, A. & Gartoulla, R.P. (2017). Authority of Final Decision in Household Activities: Gender Perspective in Nepalese Society. *Journal of Advanced Academic Research*, 4(1), 125-135.
- Tong, R. (2009). *Feminist Thought: A More Comprehensive Introduction*. West view Press, University of North Carolina, Charlotte.
- Vogel, L. (1983). *Marxism and the Oppression of Women: Toward a Unitary Theory*. New Jersey: Rutgers.
- Wably, S. (1990). *Theorizing Patriarchy*. Cambridge: Basil Blackwell.
- Walker, A. (1983). *In Search of Our Mothers Gardens: Womanist Prose*. San Diego, CA: Harcourt.
- Wallin, D.C. (2001). Postmodern Feminism and Educational Policy Development. *McGill Journal of Education*, 36(1), 27-44.

- Wane, N.N. (2004). Black Canadian Feminist Thought Tensions and Possibilities. *Canadian Woman Studies*, 23(2), 145-123.
- Warren, K.J. (1990). The Power and Promise of Ecological Feminism. *Environmental Ethics*, 12(2), 125-146.
- West, G. (1981). *The National Welfare Right Movement: The Social Protest of Poor Women*. New York: Praeger.
- Williams, L.S. (1994). *Records of the National Association of Colored Women's Clubs, 1895- 1992*. Bethesda, MD: University Publications of America.
- Wollstonecraft, M. (1792). *A Vindication of the Rights of Women*. PDF Books World. <http://www.pdfbooksworld.com>.
- Wong, N. (1997). Socialist Feminism: Our Bridge to Freedom. In Rosemary Hennessy, Chrys In graham (Eds.), *Materialist Feminism: Reader in Class, Difference, and Women's Lives*, pp. 207-213, Psychology Press.
- Zhang, J. (2021). Viewing Environmental Issues from Ecofeminism-Ecofeminism Views in “The Story of One Hour”. *Advances in Social Science, Education and Humanities Research*, 543 Proceedings of the 2021 6thInternational Conference on Social Sciences and Economic Development. Atlantis Press.
- Zhang, Y. & Rios, K. (2021). Understanding Perceptions of Radical and Liberal Feminists: The Nuanced Roles of Warmth and Competence. *Sex Roles*, 86(3-4), 143-158.
- <https://www.permanentculturenow.com/introduction-to-theory-2/>
- <https://www.democracy.uci.edu/files/docs/conferences/grad/alexander.pdf>
- <https://mpa.ub.uni-muenchen.de/114625/>
- www.globalscientificjournal.com
- <https://doi.org/10.3126/jaar.v4i1.19526>
- <https://doi.org/10.3126/jaar.v4i1.19526>
- https://www.sciencedirect.com/science/article/pii/S2452292922000030?ref=cra_js_challenge&fr=RR-1

Questionnaire for Household Survey

Family information

No	Name of respondent	Age	Sex	Marital status	occupation	RELATION of respondent

Symbol

Age:

Occupation :

A: 15 -30 Yrs

Unemployed = UN

B = 30-45 Yrs

Service = S

C = 45-60 Yrs

Son = S

D = 60+

Daughter = D

Father Inlaw = FL

Sex : Marital Status :

Relation with Respondant:

M = Male

Husband = H

F = Female

Wife = W

Divorce = D

Seperated = SE

Mother Inlaw = ML

Married = M

Unmarried = U

Self Employed = SE

Wage Labour= W

Particular	Option
1. Household no
2. sex	i) Male ii) Female
3. Age	i) 15-30 ii) 30-45 iii) 45-60 iv) 60+
4. Family structure	i) Joint ii) Nuclear iii) Extended family
5. Religion	i) Hindu ii) Buddhist iii) Christian iv) other
6. Marital status	i) Married ii) Unmarried iii) Widow iv) Divorced
7. Education	i) Illiterate ii) literate iii) Primary level iv) Secondary level v) +2 equivalent vi) BA equivalent vii) Above bachelor
8. Participation in institution	i) Yes ii) No
9. If yes, where are you involved?	
10. Occupation	i) Unemployed ii) Service iii) Self employed iv) Wage labour
11. Income per annum	i) Up to 50000 ii) 50000 to 100000 iii) 100001 to 150000 iv) above 200000
12. Do you have land?	i) Yes ii) No
13. If yes, how much ropani is your land?	i) 0 to 3 ii) 3 to 6 iii) 6 to 9 iv) Above
14. Does your production sufficient for whole year or not?	i) Yes ii) No
15. If no, how long it sustain?	i) 3-6 months ii) 6-9 months iii) 9 months above
16. How would you manage food for whole year?	i) Borrowing ii) Taking loans iii) Other

17 Do you have property?	i) Yes ii) No
18. If yes, what do you have?	i) Land ii) Jewellery iii) Cash iv) Other
19. Where you invest your property?	i) Saving ii) Investment iii) Household expenditure
20. Do you any saving?	i) Yes ii) No
21. If yes, where you keep?	i) Myself ii) bank iii) Investment
22. Who owes the saving?	i) Myself ii) My husband iii) Jointly iv) Father and mother in law v) Whole family
23. Who spend earned money?	i) Myself ii) My husband iii) Jointly iv) Father and mother in law v) Whole family
24. Who decides buying and selling property?	i) Myself ii) My husband iii) Jointly iv) Father and mother in law v) Whole family
25 Who decides for buying and selling jewelry?	i) Myself ii) My husband iii) Jointly iv) Father and mother in law v) Whole family
26. Who decides for buying and selling cattle?	i) Myself ii) My husband iii) Jointly iv) Father and mother in law v) Whole family
27. Who decides for celebrating festivals?	i) Myself ii) My husband iii) Jointly iv) Father and mother in law v) Whole family
28. Who decides for purchasing goods from market?	i) Myself ii) My husband iii) Jointly iv) Father and mother in law v) Whole family
29. Who decides for marriage ceremony?	i) Myself ii) My husband iii) Jointly iv) Father and mother in law

	v) Whole family
30. Who decides for caring children and old ones?	i) Myself ii) My husband iii) Jointly iv) Father and mother in law v) Whole family
31. Who decides for treatment if any member is sick?	i) Myself ii) My husband iii) Jointly iv) Father and mother in law v) Whole family
32. Who decides for selecting school for children?	i) Myself ii) Husband iii) Both
33. What is preferred as your first child in your family?	i) Son ii) Daughter
34. Who decide number of children?	i) Myself ii) Husband iii) Both
35. Do you about family planning?	i) Yes ii) No
36. If yes, which method do you use?	i) Temporary ii) Permanent
37. Who decides for family planning?	i) Male ii) Female
38. Are you happy with home environment?	i) Yes ii) No
39. If no why?
40. Where will you go when family member fall sick?	i) Health post ii) Hospital iii) Dhama /jhakri iv) Other
41. Do you have household dispute?	i) Yes ii) No
42. Who decides to control dispute?	i) Male ii) Female iii) Both
43. Do you have authority to take decision?	i) Yes ii) No

Guideline for Focus Group Discussion

QUESTION for focus group decision for PARTICIPATION OF WOMEN HOUSEHOLD DECISION MAKING

PROCESS

1. What challenges are you facing in making decision making at your household level and community level?

.....
.....

2. What can be done to overcome the challenges?

.....
.....
.....

3. In your opinion what might be male role to improve the challenges?

.....
.....
.....

Key Informant Interview Guideline

1. What is status of the women in your ward?
.....
.....
.....
2. How will you address the problem of women in your ward?
.....
.....
.....
3. What will be plan and policy to overcome the challenge through household level?
.....
.....
.....