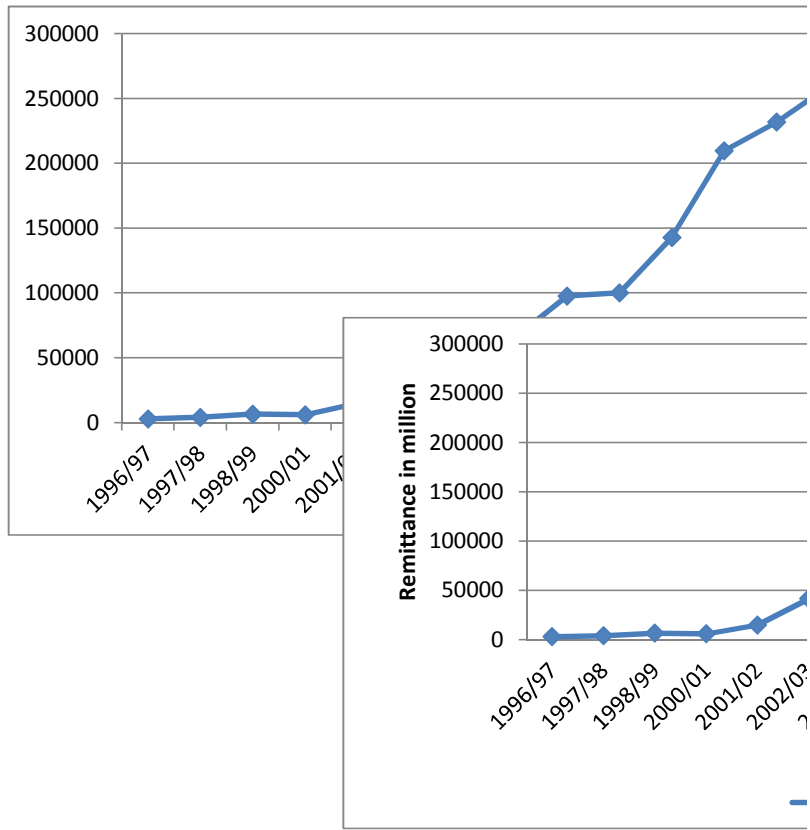
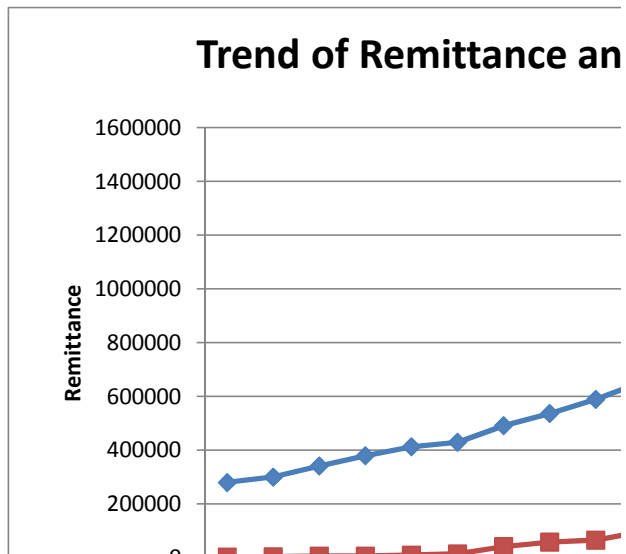


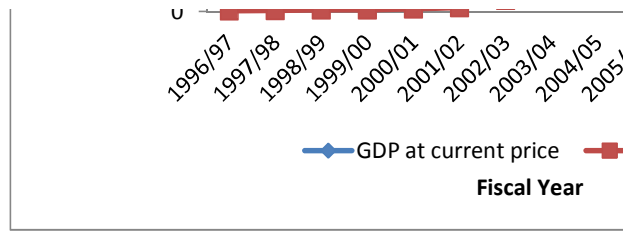
FY	Remittance
1996/97	2938
1997/98	4048
1998/99	6521
2000/01	6031
2001/02	14859.8
2002/03	41630
2003/04	58587.6
2004/05	65541.2
2005/06	97688.5
2006/07	100144.8
2007/08	142682.7
2008/09	209698.5
2009/10	231725.3
2010/11	259530



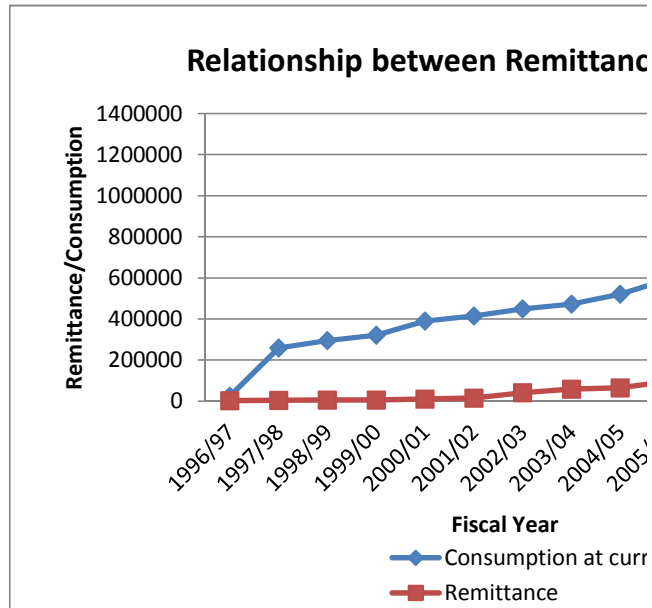
	GDP at current price	Remittance
1996/97	280513	2938
1997/98	300845	4084
1998/99	342036	6520
1999/00	379488	6031
2000/01	413428	9797.6
2001/02	430396	14859.8
2002/03	492230	41630
2003/04	536750	58587.6
2004/05	589410	65541.2
2005/06	654080	97688.5
2006/07	727830	100145




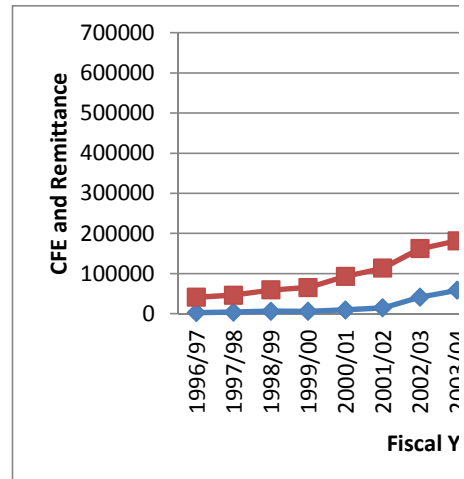
2007/08	815660	142145
2008/09	988050	209699
2009/10	1171900	231725
2010/11	1346810	259530



	Consumption at current price	Remittance
1996/97	24135	2938
1997/98	259407	4084
1998/99	295473	6520
1999/00	321911	6031
2000/01	390017	9797.6
2001/02	415843	14859.8
2002/03	450090	41630
2003/04	473685	58587.6
2004/05	521301	65541.2
2005/06	595327	97688.5
2006/07	656374	100145
2007/08	735470	142683
2008/09	895042	209699
2009/10	1085292	231725
2010/11	1257179	259530

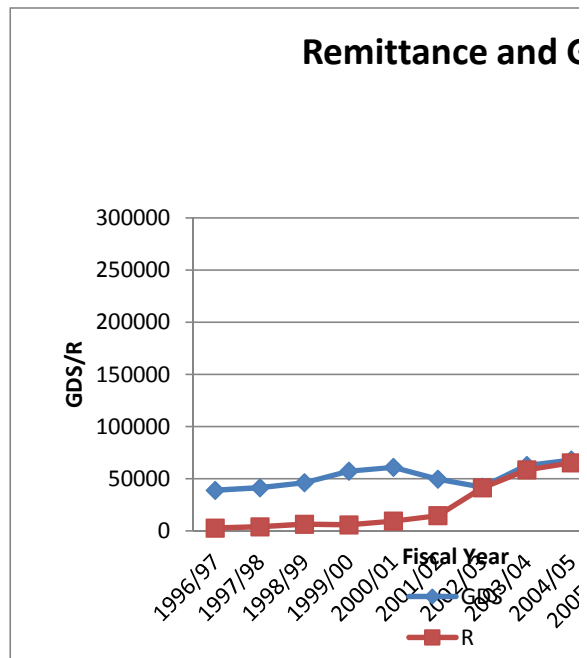
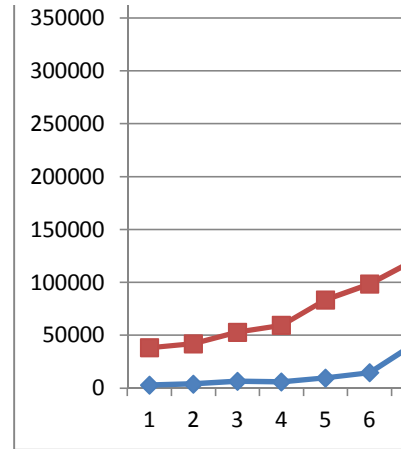


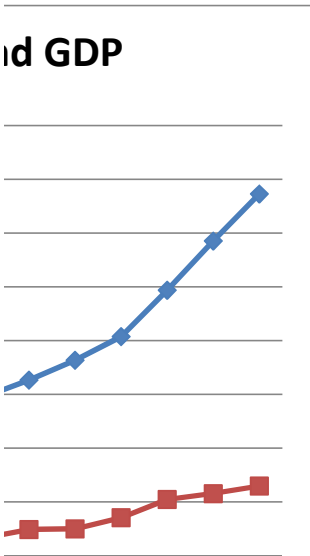
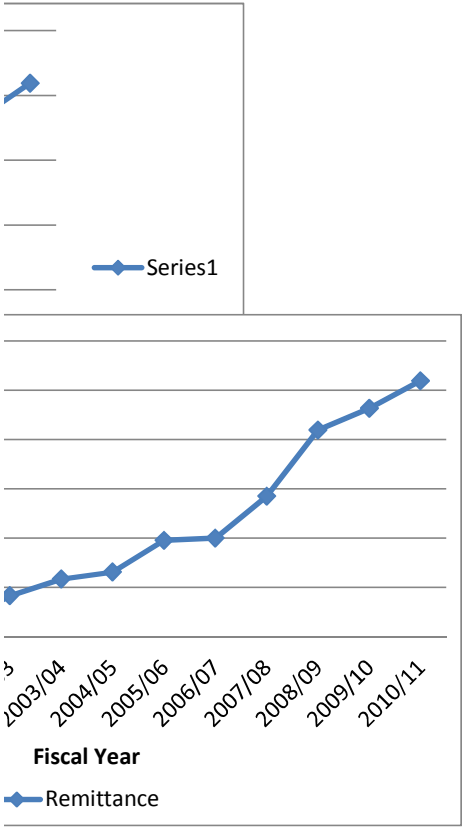
	Remittance	CFE
1996/97	2938	38280
1997/98	4084	42185.6
1998/99	6520	53046.2
1999/00	6031	59506.8
2000/01	9797.6	83583.1
2001/02	14859.8	98682.5
2002/03	41630	120643
2003/04	58587.6	123268
2004/05	65541.2	157298
2005/06	97688.5	179968
2006/07	100144.8	236927
2007/08	142682.7	324392

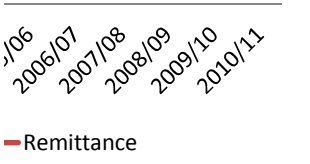


2008/09	209698.5	346371
2009/10	231725.3	375600
2010/11	259530	179628

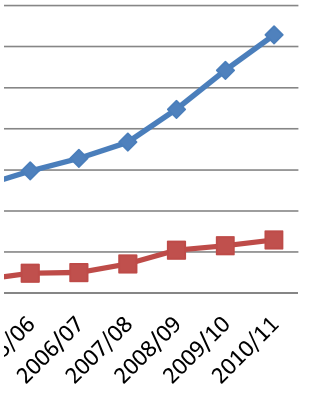
	GDS	R
1996/97	39162	2938
1997/98	41438	4084
1998/99	46563	6520
1999/00	57577	6031
2000/01	61030	9797.6
2001/02	49807	14859.8
2002/03	42141	41630
2003/04	63064	58587.6
2004/05	68110	65541.2
2005/06	58727	97688.5
2006/07	71453	100145
2007/08	80188	142683
2008/09	93011	209699
2009/10	86613	231725
2010/11	89636	259530



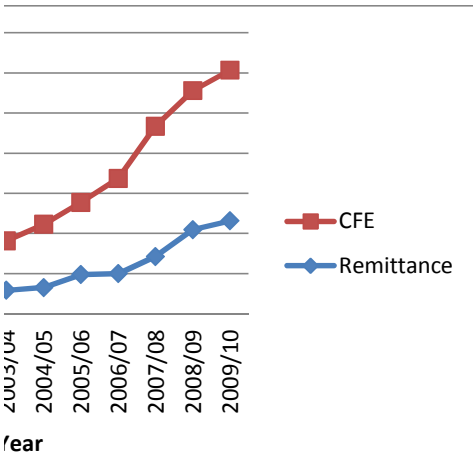




Price and Consumption



rent price



Year



