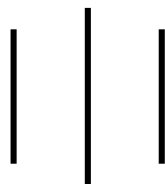
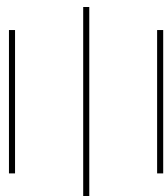


**A COMPARATIVE STUDY ON DEPOSIT MOBILIZATION  
OF HIMALAYAN BANK LTD. AND  
EVEREST BANK LTD.**



**By :**

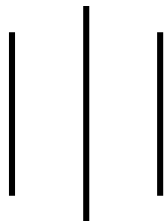
**LALAN PRASAD YADAV  
Hari Khetan Multiple Campus  
Campus Roll No: 59/064  
T.U Registration No. 7-2-15-825-2003**



**A Thesis**

**Submitted to :-**

**Office of the Dean  
Faculty of Management  
Tribhuvan University**



**In Partial Fulfillment of the Requirements for the Degree of  
Masters of Business Studies (MBS)**

**Birgunj, Parsa (Nepal)**

**September, 2010**

# **RECOMMENDATION**

This is to certify that the thesis

**Submitted By :-**

**LALAN PRASAD YADAV**

*Entitled*

**“A COMPARATIVE STUDY ON DEPOSIT MOBILIZATION  
OF HIMALAYAN BANK LTD. AND  
EVEREST BANK LTD.”**

has been prepared and approved by this department in the prescribed format of the Faculty of Management of Tribhuvan University. This thesis is forwarded for examination.

.....  
**Hiralal Yadav**  
(Thesis Supervisor)

.....  
**Sambhu Prasad Chaurasiya**  
(Head, Research Committee)

.....  
**Dr. Bhagwan Prasad Yadav**  
(Campus Chief)

## **VIVA – VOCE SHEET**

*We have conducted the viva-voce examination of the thesis presented*

**By :-**

**LALAN PRASAD YADAV**

*Entitled*

**“A COMPARATIVE STUDY ON DEPOSIT MOBILIZATION  
OF HIMALAYAN BANK LTD. AND  
EVEREST BANK LTD.”**

and found that the thesis to be the original work of the student and written according to the prescribed format. We recommend the thesis to be accepted as partial fulfillment of the requirement for the degree of **Master of Business Studies (MBS)**

### **VIVA-VOCE COMMITTEE**

Head, Research Committee :- .....

Member (Thesis Supervisor) :- .....

Member (External Expert) :- .....

Date :- .....

# DECLARATION

I hereby declare that the research work entitled “**A comparative Study on Deposit Mobilization of Himalayan Bank Ltd and Everest Bank Ltd.**” submitted to Faculty of Management of Hari Khetan Multiple Campus, is my original work done in the form of the partial fulfillment of the requirement of Master of Business Studies (MBS) under the supervision of **Mr. Hiralal Yadav** Lecturer of Hari Khetan Multiple Campus, Birgunj, Parsa (Nepal).

.....

**(Lalan Prasad Yadav)**

**(Researcher)**

**Hari Khetan Multiple Campus, Birgunj**

**Campus Roll No: - 59/064**

**T.U Registration No: 7-2-15-825-2003**

**Date:** September, 2010

# ACKNOWLEDGEMENT

This research “A Comparative Study on Deposit Mobilization of Everest Bank Ltd. and Himalayan Bank Ltd.” has been conducted with the view to examine performance of top two private-sector’s commercial banks. This effort is partial fulfillment for the degree of Master of business studies (MBS) under the course designed by the Faculty of Management, T.U. This study is based on the prescribed research format involving the use of deposit fund in productive sector. Hence, deposit mobilization of the selected banks listed in NEPSE has been studied and as possible as of it is presented.

At the time of preparing this study, I had consulted various personalities. So I would like to extend my sincere thanks to all whose works and ideas helped me in conducting the study. Sincerely, I would like to pay my sincere thanks to **Dr. Bhagwan Prasad Yadav** (Campus Chief), My thesis Supervisors **Mr. Hiralal Yadav (Supervisor)** and **Mr. Sambhu Prasad Chaurasiya (Head, Research Committee)** of Hari Khetan Multiple Campus Birgunj, Parsa (Nepal).

I am indebted to the respected officer of Himalayan Bank Ltd. and Everest Bank Ltd, staff of Nepal Stock Exchange and all those writers and researchers whose materials and methods have been used wherever necessary during the study period as a reference.

Finally, I would like to offer my profound gratitude to my family and friends for their encouragement and support during the entire period of my study.

**Lalan Prasad Yadav**

**Hari Khetan Multiple Campus, Birgunj**

**Campus Roll No: - 59/064**

**T.U Registration No: 7-2-15-825-2003**

(V)

## TABLE OF CONTENTS

|                         | PAGE NO: |
|-------------------------|----------|
| <b>Recommendation</b>   | I        |
| <b>Viva voce Sheet</b>  | II       |
| <b>Declaration</b>      | III      |
| <b>Acknowledgement</b>  | IV       |
| <b>Table of Content</b> | V        |
| <b>List of Tables</b>   | IX       |
| <b>List of Graphs</b>   | XI       |
| <b>Abbreviations</b>    | XII      |

### CHAPTER – I

#### 1. INTRODUCTION

|  |    |
|--|----|
| 1.1 Background of the Study                | 1  |
| 1.2 Development of Banking System in Nepal | 4  |
| 1.3 Profile of the Selected Banks          | 7  |
| 1.3.1 Himalayan Bank Ltd.                  | 7  |
| 1.3.2 Everest Bank Ltd.                    | 8  |
| 1.4 Focus of the Study                     | 10 |
| 1.5 Statement of the Problem               | 11 |
| 1.6 Objective of the Study                 | 12 |
| 1.7 Significance of the Study              | 12 |
| 1.8 Limitation of the Study                | 13 |
| 1.9 Organization of the Study              | 14 |

## **CHAPTER-II**

### **2. REVIEW OF LITERATURE**

|   |    |
|---|----|
| 2.1 Conceptual Review                               | 15 |
| 2.1.1 Evolution of Modern Banking in Nepal          | 15 |
| 2.1.2 Concept of Commercial Banks                   | 18 |
| 2.1.3 Types of Banks                                | 19 |
| 2.1.4 Functions of Commercial Banks                 | 21 |
| 2.1.5 Concepts of Deposit and Deposit Mobilization  | 24 |
| 2.1.6 Deposit Mobilization                          | 28 |
| 2.1.7 Requirement for Deposit Mobilization          | 31 |
| 2.1.8 Advantage of Deposit Mobilization             | 32 |
| 2.1.9 Loan and Advances                             | 33 |
| 2.1.10 Investment and Investment Policy             | 35 |
| 2.1.10.1 Investment                                 | 35 |
| 2.1.10.2 Investment Policy                          | 35 |
| 2.1.10.3 Characteristics of Sound Investment Policy | 35 |
| 2.1.11 Deposit Mobilization Institution in Nepal    | 37 |
| 2.2 Review of Related Studies                       | 37 |
| 2.2.1 Review of Articles/Journals                   | 38 |
| 2.2.2 Review of Related Unpublished Thesis          | 40 |

## **CHAPTER-III**

### **3. RESEARCH METHODOLOGY**

|                               |    |
|-------------------------------|----|
| 3.1 Research design           | 43 |
| 3.2 Research Hypothesis       | 44 |
| 3.3 Source and Nature of Data | 44 |
| 3.4 Population and Sample     | 44 |
| 3.5 Methods of Data Analysis  | 45 |

|                         |    |
|-------------------------|----|
| 3.5.1 Financial Tools   | 45 |
| 3.5.2 Statistical Tools | 47 |

## **CHAPTER –IV**

### **4. PRESENTATION AND ANALYSIS OF DATA**

|   |    |
|---|----|
| 4.1 Deposit Collection and Mobilization           | 52 |
| 4.2 Financial Ratio Analysis                      | 58 |
| 4.2.1 Liquidity Ratio                             | 58 |
| 4.2.1.1 NRB Balance to Total Deposit              | 59 |
| 4.2.1.2 NRB Balance to Current and Saving Deposit | 61 |
| 4.2.1.3 NRB Balance to Fixed Deposit              | 63 |
| 4.2.1.4 Total Liquid Fund to Total Deposit        | 65 |
| 4.2.2 Activity Ratio                              | 67 |
| 4.2.2.1 Credit to Total Deposit                   | 67 |
| 4.2.2.2 Investment to Total Deposit               | 69 |
| 4.2.2.3 Credit and Investment to Total Deposit    | 71 |
| 4.2.2.4 Loan and Advance to Saving Deposit        | 73 |
| 4.2.2.5 Time Deposits to Total Deposit            | 75 |
| 4.2.3 Capital Adequacy Ratio                      | 76 |
| 4.2.3.1 Total Capital to Total Deposit            | 77 |
| 4.2.3.2 Total Capital to Total Credit             | 79 |
| 4.2.3.3 Total Capital to Total Assets Ratio       | 81 |
| 4.2.4 Profitability Ratio                         | 83 |
| 4.2.4.1 Return to Total Working Fund              | 83 |
| 4.2.4.2 Net Profit to Loan and Advance            | 85 |
| 4.2.4.3 Net Profit to Total Equity Capital        | 87 |
| 4.2.5 Risk Ratio                                  | 89 |



|  |     |
|--|-----|
| 4.2.5.1 Capital Risk   | 89  |
| 4.2.5.2 Credit Risk  | 91  |
| 4.2.6 Growth Ratio   | 93  |
| 4.2.6.1 Growth Ratio of Total Deposit  | 93  |
| 4.2.6.2 Growth Ratio of Loan and Advance                                       | 94  |
| 4.2.6.3 Growth Ratio of Total Investment                                       | 94  |
| 4.2.6.4 Growth Ratio of Net Profit   | 95  |
| 4.3 Statistical Analysis   | 95  |
| 4.3.1 Coefficient of Correlation   | 95  |
| 4.3.1.1 Correlation Coefficient between Total Deposits<br>and Loan and Advance | 96  |
| 4.3.1.2 Correlation Coefficient between Total Deposits<br>and Investment       | 97  |
| 4.3.2 Trend Analysis   | 98  |
| 4.3.2.1 Trend Analysis of Total Deposit  | 98  |
| 4.3.2.2 Trend Analysis of Loan and Advance                                     | 99  |
| 4.3.2.3 Trend Analysis of Investment   | 100 |
| 4.4 Major Findings   | 102 |

## **CHAPTER-V**

### **SUMMARY, CONCLUSION AND RECOMMENDATION**

|                     |     |
|---------------------|-----|
| 5.1 Summary         | 107 |
| 5.2 Conclusions     | 109 |
| 5.3 Recommendation  | 110 |
| <b>Bibliography</b> | 113 |
| <b>Annex I</b>      | 116 |
| <b>Annex II</b>     | 133 |

## LIST OF TABLES

| TABLE  | PAGE NO: |          |
|--|----------|----------|
|  | Observed | Forecast |
| 4.1 Deposit Collection                                 | 52       | 53       |
| 4.2 Investment   | 54       | 55       |
| 4.3 Loan and Advance                                   | 56       | 57       |
| 4.4 NRB balance to Total Deposit Ratio                 | 59       | 60       |
| 4.5 NRB balance to Current and Saving Deposit Ratio    | 61       | 62       |
| 4.6 NRB balance to Fixed Deposit Ratio                 | 63       | 64       |
| 4.7 Total Liquid Fund to Total Deposit Ratio           | 65       | 66       |
| 4.8 Credit to Total Deposit Ratio                      | 67       | 68       |
| 4.9 Investment to Total Deposit Ratio                  | 69       | 70       |
| 4.10 Credit and Investment to Total Deposit Ratio      | 71       | 72       |
| 4.11 Loan and Advance to Saving Deposit Ratio          | 73       | 74       |
| 4.12 Time Deposit to Total Deposit Ratio               | 75       | 76       |
| 4.13 Total Capital to Total Deposit Ratio              | 77       | 78       |
| 4.14 Total Capital to Total Credit Ratio               | 79       | 80       |
| 4.15 Capital to Assets Ratio                           | 81       | 82       |
| 4.16 Return on Total Working Fund Ratio                | 83       | 84       |
| 4.17 Net Profit (Return) to Loan and Advance Ratio     | 85       | 86       |
| 4.18 Net Profit (Return) to Total Equity Capital Ratio | 87       | 88       |
| 4.19 Capital Risk Ratio                                | 89       | 90       |
| 4.20 Credit Risk Ratio                                 | 91       | 92       |
| 4.21 Growth Ratio of Total Deposit                     | 93       |          |
| 4.22 Growth Ratio of Loan and Advance                  | 94       |          |
| 4.23 Growth Ratio of Total Investment                  | 94       |          |
| 4.24 Growth Ratio of Net Profit                        | 95       |          |

|   |     |
|---|-----|
| 4.25 Correlation Coefficient between Total Deposit                | 96  |
| 4.26 Correlation Coefficient between Total Deposit and Investment | 97  |
| 4.27 Trend Analysis of Deposit                                    | 98  |
| 4.28 Trend Analysis of Loan and Advance                           | 99  |
| 4.29 Trend Analysis of Investment                                 | 101 |

## **LIST OF GRAPHS**

| <b>Graphs</b>   | <b>PAGE NO:</b> |
|---|-----------------|
| 4.1 Graphical Presentation of Deposit Collection                                    | 53              |
| 4.2 Graphical Presentation of Investment  | 55              |
| 4.3 Graphical Presentation of Loan and Advance                                      | 57              |
| 4.4 Graphical Presentation of NRB Balance to Total Deposit Ratio                    | 60              |
| 4.5 Graphical Presentation of NRB Balance to Current and Saving<br>Deposit Ratio    | 62              |
| 4.6 Graphical Presentation of NRB Balance to Fixed Deposit Ratio                    | 64              |
| 4.7 Graphical Presentation of Total Liquid Fund to Total Deposit Ratio              | 66              |
| 4.8 Graphical Presentation of Credit to Total Deposit Ratio                         | 68              |
| 4.9 Graphical Presentation of Investment to Total Deposit Ratio                     | 70              |
| 4.10 Graphical Presentation of Credit and Investment to Total Deposit Ratio         | 72              |
| 4.11 Graphical Presentation of Loan and Advance to Saving Deposit Ratio             | 74              |
| 4.12 Graphical Presentation of Time Deposit to Total Deposit Ratio                  | 76              |
| 4.13 Graphical Presentation of Total Capital to Total Deposit Ratio                 | 78              |
| 4.14 Graphical Presentation of Total Capital to Total Credit Ratio                  | 80              |
| 4.15 Graphical Presentation of Capital to Assets Ratio                              | 82              |
| 4.16 Graphical Presentation of Return on Total Working Fund Ratio                   | 84              |
| 4.17 Graphical Presentation of Net Profit (Return) to Loan and<br>Advance Ratio     | 86              |
| 4.18 Graphical Presentation of Net Profit (Return) to Total<br>Equity Capital Ratio | 88              |
| 4.19 Graphical Presentation of Capital Risk Ratio                                   | 90              |
| 4.20 Graphical Presentation of Credit Risk Ratio                                    | 92              |
| 4.21 Graphical Presentation of Deposit  | 99              |
| 4.22 Graphical Presentation of Trend Analysis of Loan and Advance                   | 100             |
| 4.23 Graphical Presentation of Trend Analysis of Investment                         | 101             |

## ABBREVIATIONS

|        |   |  |
|--------|---|--|
| AD     | = | Anno Domini  |
| &      | = | and  |
| ATM    | = | Automatic Teller Machine                             |
| BS     | = | Bikram Sambat  |
| C.V.   | = | Coefficient of Variance                              |
| CBS    | = | Central Bureau of Statistics                         |
| CBs    | = | Commercial Banks                                     |
| EBL    | = | Everest Bank Limited                                 |
| FY     | = | Fiscal Year  |
| GDP    | = | Gross Domestic Product                               |
| HBL    | = | Himalayan Bank Limited                               |
| HMG    | = | His Majesty Government                               |
| i.e.   | = | That is  |
| IFIC   | = | International Finance Investment and Commercial Bank |
| ISC    | = | Industrial Service Center                            |
| Ltd.   | = | Limited  |
| MBA    | = | Master of Business Administration                    |
| MBS    | = | Master of Business Studies                           |
| NEPSE  | = | Nepal Stock Exchange                                 |
| NGO    | = | Non-Government Organization                          |
| NRB    | = | Nepal Rastra Bank                                    |
| PE (r) | = | Probable Error of Correlation Coefficient            |
| PNB    | = | Punjab National Bank                                 |
| r      | = | Correlation  |
| RBB    | = | Rastriya Banijya Bank                                |
| SBI    | = | State Bank of India                                  |

|      |   |                         |
|------|---|-------------------------|
| SCT  | = | Smart Choice Technology |
| SEBO | = | Security Exchange Board |
| TU   | = | Tribhuvan University    |
| UK   | = | United Kingdom          |