

# CHAPTER - I

## INTERODUCTION

### 1.1. Background of the Study

Male and female are considered as the two sides of the same coin while tossing we get any sides of the same coin. While tossing we get any one as a head or tail, but in order to make a coin we need both. So, equal participation of both are required for the formulation of the society, women constitute the half of the population (50%) of the world, hence their participation in any development activities is not desirable but also essential to speed up the development process. The slogan of development remains in paper only unless women participate equally in sharing fruits of the development.

Nepal is generally male dominated country where male has higher status than female. Despite of significant contribution in socio-economic and house hold activities. Women are considered as the most vulnerable group in the society and their norms and values, social cultural practices, discriminating law, literacy rate of the women and poverty have triggered the low status of women.

According to Hindu religion, women are considered as the source of power and are worshiped from the ancient time. It is considered that the life of man is incomplete without women and vice versa, according to Hindu mythology women are regarded as incarnation of god.

The condition of rural women in Nepal is very pathetic. In comparison to male counterpart women at rural area work more but their work is not given due consideration .it is due to lack of education, poverty and existing social norms and values although women actively participate in the household and field work they have been assigned the sub ordinary status to men due to our patriarchal norms and values and they have also burden of fulfilling triple role via production reproduction and social activities. The social constructed gender role being and female limit the women within a household boundary.

The status of rural women is result of economic and cultural practices of the society and it has multiple effects on socio economic behavior of society. Main factors for determining the status of rural woman is education, health, occupation, decision making, political participation etc. Generally the socio economic status of woman refers to the living standard of woman but it covers the area of their educational attainment, occupational involvement ,rural urban place of residence, marital status and their decision making power regarding age at marriage and number of children born to them also reflect their labor force in the world is unrecognized. They have no access for goods and services as well as decision making power.

The empowerment and autonomy of women and the improvement of their political, social, economic and health status is highly important end in itself .the full participation and partnership of both women and men is required in productive and reproductive life including shared responsibilities for the care and nurturing of children and maintenance of household. In all part of world women are facing threats to their lives, health and well work and of their lack of overburdened with work and of their lack of power and influence. In most religious of the world women receive less formal education than men and at the same time women's own knowledge abilities and coping mechanism often go unrecognized. The status of women in Nepal is in miserable condition. Most of the research works show that different aspects of living standards of women are poor. Though the level of living of women has been increased day by day but the situation is not satisfactory. (Thapa-2002)

Education is one of the most important means of empowering women with the knowledge, skills and self confidence necessary to participate fully in the development process.

In Nepal the literacy rate is 65.9 percent among them, male are 75.1 percent and females are 57.4 percent only. (Nepal in figure 2011) literate males are 17.7% greater than literate females. In comparison to the male the life expectancy of female is low. The sons get more priority than daughter. Such practice is seemed more in rural than in urban. At the time of birth of a son a special feast is organized by inviting relative but in case of daughter, parents become frustrated and feel burden. Daughters have to work for a long time than sons. They are not permitted to go to school. Women are

deprived of facilities like health, education, and political participation for their economic development from their nation or society.

In recent years people have started realizing the importance of women's participation in the social as well as economics development. The socio economic status of women greatly enhances the progressive development of nation men and women have now started participating on equal footing development activities in many developed countries having faith and relationship as that of muscles with the nail of finger. This mutual understanding between male and female can bring drastic change in the socio economic status of nation. For the creation of an inclusive society for all in which every individual has an active role to play, gender equality and empowerment of women is an urgent need

This study will focus on analysis of socio economic status of women to bring out the village level issue of women to help the planning and implementation of the program.

## **1.2. Statement of the Problem**

As reported by Nepal in figures 2009. The central bureau of statistics HMG \ Nepal 2009 total population of Nepal is 27502280 out of which 13713444 are women constituting 49.85% of total population. Yet, this vital section of the society is the one best owed with minimum access to resources, information, food and service both within and outside the household spheres. This shows that women status on economic, social and legal aspect is much lower in the society.

The population of Nepal has reached about 26.5 million according to the final result of the national census 2011. The result released by the central bureau of statistics (CBS) said the population of Nepal is 26494504 in 2011 including 12849041 male and 13645463 female the census showed the population growth rate of Nepal was 1.35 percent per annum. Nepal's population was 23 million according to the last census held in 2001.

It is known to all that domestic work load of rural housewife is higher than that of their male counterpart. She is working nearly 15-16 hours a day which mainly includes fetching water, collecting, fuel, cleaning the house, preparing food besides doing farm work. (UNICEF, 1996)

women usually have to do considerable work on cash crops which are generally under the exclusive control of men, women suffer from vulnerability and have to face unequal social and economic conditions. Their status on economic, social and legal aspects is much lower owing to their social dignity and less involvement in economic activities limiting themselves inside the house, their contribution remains invisible to the society.

Gender discrimination created by society between men and women depends upon the socio-cultural experience. It is considered in different aspects to analyze the socio-economic, political and other roles, responsibilities, constraints and opportunities for both males and females in society or community or nation. Gender equality is a main problem of socio-economic advancement. Discrimination creates social injustice which has a negative impact on socio-economic development.

The constitution of the Kingdom of Nepal 1990 states the right of equality under part 4 articles 11(1) and article 11(2) as no discrimination shall be made against any citizen in the application of general laws in the ground of religion, race, sex, caste and tribes.

But in practice discrimination is occurring among the above mentioned subjects between male and female especially in the field of education, social, economic activities, health and nutrition, politics and household work.

From the various studies, it was found that women have been suppressed by their male counterparts and their status is low due to their backwardness in many cases. So gender discrimination and low status of women have become serious problems to society, community and nation. Women should get equal roles in decision making and opportunities in each and every sector of development. For this it is important to explore their present status and roles, responsibilities, decision making power and constraints. Besides it is equally important to find out their participation in economic activity, education, access to health, service and politics.

In reality women of Ugratara V.D.C contribute more labor to the economy than men do. Women generally perform household work from sunrise to late evening. The triple burden of women like productive works, reproductive works and community works are not completely computed in monetary terms. Socio works are not classified under the economic activities.

Women are loaded with household works which confines themselves in indoor activities consequently women develop low social dignity and force gender discrimination which is the root cause of underdevelopment.

This is the vital problem at field of study area, which is addressed in this thesis. But in particular, the study will concentrate on the research topic.

**The present study is guided by the following research questions:**

1. What is socio-economic status of rural women?
2. What are the role and responsibilities of women?
3. In comparison to man, how is the access, control and ownership of women in resources such as land and other economic resources?
4. How the household women are taking part in the process of decision making in the household economy social and political issues at Ugaratara V.D.C?
5. What are the controlling factors that resist women for their active participation in decision making?
6. How can women be capable of improving their socio-economic status?
7. What are the impacts of less decision making of women in the family and society?

### **1.3. Objectives of the Study**

The main objective of this research is to study and analyze the clear picture of socio economic status of rural women of Ugratara V.D.C. the specific objectives are as follows:-

- ) To find out the factors affecting decision making of household women.
- ) To examine the role of women in household resources procurement and their use.
- ) To explore the study of women in term of their socio-economic and political conditions.

### **1.4. Rational of the Study**

Every household work is performed by women in almost all societies of the world. Although, women comprised nearly half of the population in our society. They are

backward in every development. The gender equality issue is raised all over the world as a movement of women liberalization and freedom.

The role of men and women are equally important for entire development of the nation despite of this woman is derived from household decision making.

This study has attempted to find out the socio-economic status of women of the study area. It is also very important and useful even for r planners, policy makers. NGO\INGO and other organization, in relation to the introduction and formulation of planning for progress thinking gender issue making emphasizing in status of women. it may be reliable and useful for the students of research or gender studies and such people who are willing t o understand women issues.

### **1.5. Limitations of the Study**

- ) This study is based on limited area with certain indicators.
- ) limited numbers of household members were chosen for interview and written questionnaires
- ) Socio economic sectors of women are focused to study.
- ) The study is performed at Ugratara V.D.C Kavre district ward no. 1 so it couldn't represent the whole country.

## **CHAPTER - II**

### **2.1.Theoretical Reviews**

The research topic "socio-economic status of rural women" is concerned with the concept of gender analysis on the basis of women participation in decision making role, status, access and control. Thus, it is related with gender point of view.

#### **2.1.1. Women in the World Scenario**

In the world even though women are the major founder of the society, yet women have not achieved equality with men of the world's 1.3 billion poor people, it is estimated that nearly 70 percent are women. Between 75 and 80 percent of the world's 27 million refugees are women. There are many countries where women are second class citizen. No matter how talented they are, they never get a chance to develop. a lot of countries are there where women are treated as sub ordinate and second class citizen, though the equal right is preserved in the constitution.

The political participation of women in the world seems relatively low and it is duly because of the existence of the patriarchal mind set even in the political parties in almost all countries in the world no matter how advanced and socially, economically, culturally and politically sound the countries are the participation of women in parliament of Japan and USA is only 7.1 and 17% respectively. While in the countries like Rwanda it's 49% and in Sweden its 46% the status of women in the developed countries is also lower in all sectors. Leaving some expectations of European, American and Asian countries, women in the world are socially economically, culturally and politically dominated and they are excluded from the opportunities. Throughout the world, women face violence every day. From the battle field to the bedroom, women are at risk from violence in all areas of life. Violence against women persists because of society canopy. Virtually every culture in the world contains forms of violence against women that are often invisible because they are seen as normal or acceptable. The underlying cause of violence against women lays in

gender discrimination- the denial of women equality with in all areas of life. (*Source: Copied from net: Household Status of Women*)

### **2.1.2. Women in South Asia**

South Asian countries are primarily linked with the status of women in family, society and state of the state structure. Traditional ethical code of society expects women to remain restricted within four walls of home, which is still a common occurrence .In some of countries of South Asia women are outward even to cast votes. In South Asian region, women are discriminated, because of son preference tradition of the society dominated by religious beliefs. Daughters are discriminated from birth to funeral ceremony. Women are also suffering from domestic violence, wrong tradition and cultural malpractice. Some awful examples of violence are: sex, selective abortion, wife battering, child marriage, polygamy, rape, sexual violence, trafficking of women and forced prostitution, sexual harassment and domestic violence, still prevailed. They are still accused in the name of witchcraft.

Women in South Asian countries are witnessing changes through development initiatives women are considered as poor people in developing countries live under the same conditions as men, but suffer additional social a policy bases. Though this problem affects almost all of the section people, women are recognizes to be among the most disadvantaged groups. (*Source: Copied from net: Household Status of Women*)

### **2.1.3. Women in Nepal**

Nepal, a Himalayan country situated in South Asia, is one of the poor countries of the world. Major reason behind this is the political instability and undemocratic rule for long. Other crucial factors are being the country very poor are due to lack of awareness and access to quality education. As a result, people have superstitious beliefs, there is gender discrimination and political leader have decreased political vision. The socio- economic status of women in Nepal is very poor. The women are being discriminated in every aspect of the society. These and so many other factors have contributed to turn Nepal a lower human development state.



It adopted a gender framework for the analysis and the solution to women problems and adopted on action plan emphasizing focus areas as follow as.

- ) Socio - cultural status of women
- ) Economic status of women
- ) political status of women
- ) Educational status o women
- ) women in power and decision making
- ) violence against women
- ) Human right of women
- ) Women and poverty
- ) Women and health

#### **2.1.4. Gender Concept**

Gender is used as an analytical tool to understand social realities with regard to women and men. The distinction between sex and gender was introduced to deal with the general tendency to attribute women's sub-ordination to their general anatomy. For ages, it was believed that the different characteristic, roles and status accorded to women and men in society are determined by biology (i.e. sex) that they are held responsible for their subordinate status in society once this is accepted as natural there is obviously no need to address the gender inequalities and injustice which exists in present society. The concept of gender enable us to state that sex is one thing but gender is quite another. Everyone is born male or female and our sex can be determined simply by looking at our genitalia. But every culture has its ways of valuing girls and boys and assigning the different rates, responses and attributes. All the social and cultural packaging, that is done for girls and boys from birth onwards is gendering. Exchange society slowly transforms a male or female into a man or a woman into masculine or feminine with different qualities, behavior patterns, roles, responsibilities, rights and expectations, unlike sex. Which is biological the gender identities of women and men are psychologically and socially, which means historically and culturally determined. (Bhasin 2000) (Socio-economic impact on rural woman Lalmani Banjade- thesis)

Actually it is a gender that creates inequalities between men and women. It is the society that decides that man is superior and women are inferior, that man is powerful and women are powerless. Because of these social definitions, the different between men and women go on increasing and it seems as if man and woman belong to two entirely different worlds. (Sharma, 2003).

The gender concept developed (ILO 2000) in the early, researchers began to focus on the divisions of labour based on sex and the impact of the development and modernization strategies on women. The concept, Women in Development (WID), come into use in this period. It stood for concern with the unequal or disadvantage position of women.

WID approach is not success to achieve goal. After that gender and development approach emerged in 1980.

ILO 2000 added that in 1980 gender and development (GAD) approach emerged as a result of WID and its short comings concentrating on the unequal relation between men and women due to "uneven play fields" The term gender as an analytical tool arose, therefore, from an increasing awareness of inequalities due to institutional structure. It focuses not on women as an isolated and homogenous group, but on the roles and need of both men and women an approach which requires inputs from both sides in order to effect the changes needs to achieve greater equality between them. Given that women are usually in disadvantaged position in the workplace as compared to men, promotion of gender equality implies an explicit attention to women's needs interest and perspective. The objective than are the advancement of women in society with gender equality as the ultimate goal.

CEDAW Article 1, mentioned that "discrimination against women shall mean any distinction exclusion or restriction made on the basis of sex which has the effect or purpose of impairing or nullifying the recognition, enjoyment or exercise by women, irrespective of their marital status, on the basis of equality of man and women of human rights and fundamental freedoms in the economic, social cultural, civil or any other field."

Although, Nepal has ratified a number of international instrument on human rights implementation of the objective and provisions in the conventions has been very slow.

In relation to women's right very less initiatives had been taken in the past. After being the state party to introduce to protect and promote women's human rights. Nepalese socio-cultural beliefs, rural poverty, traditional barriers, lack of resources and realization of women's rights are major constraints implementing the provisions to enhance socio-economic status of women and secure women's human rights. However, we should start our efforts from today to eliminate all forms of discrimination either created by societies, tradition and beliefs or statutory law and administrative policies to empower women or brought them into the mainstream of development. Khanal (2003)

CEDAW is the only gender sensitive international instrument of which effective implementation; Nation can eliminate and achieve equality between man and women.

## **Evaluating Gender Equality**

The development of women's capabilities as well as those of man within the traditional and rapidly changing division of labour between the sex is integrate to human development simplify, because it takes into account the contribution of women to society.

### **2.2. Review of the Previous Studies**

In this section, an attempt has been made to present brief review of existing literature on the socio economic status of woman in Nepal.

#### **2.2.1. Social Status of Women**

The total population of Nepal is 26494504 which are male 12849041 and female 13645163. The overall literacy rate of total 65.9% male literacy rate 75.1% and female literacy rate 57.4%. Which is lower than male? (Source- Nepal in figure-2011) C.B.S).

The social status of women in Nepal is generally low a situation attributable both to the gender poverty of the country and gender based distribution of power and resource, in the family and society

The birth of a baby boy brings prestige, identity and dignity to a mother and family. In the Nepalese society, baby boy is welcome by celebrity and rejoicing at the occasion. There is saying that 'Let it is late, but it is son.'

Nepali women are daughters, wives and mothers but are not recognized as individuals with their own identity. Despite these fact that they are as human as man. Society has relegated women so the lowest rank and to submissive role, confined to home and form and their responsibilities there due to their maternal function. They are discouraged and prevented to take part in public life (Subedi-1993)

A married woman who doesn't bear a son is largely looked down upon and often she has no choice but to put with a co-wife especially in the rural areas .A barren women is scorned in most communities. (UNICEF-1992)

Nepalese women, after marriage loses her identity. She is unable to take even a single decision without the consent of her husband. A man can do everything, play card in tea shop the whole day, visit the liquor shops as be absent from the house far several day, months as years as may even come back with another wife. This is acceptable to society and culture. But a woman is strictly prohibited from doing all these things. She is expected to look after children, cattle, full and faddier. (Gurung GM 1994)

### **2.2.2. Economic Status of Women**

Women are very active in Nepal from the very beginning of their life. They begin their duties. The role of women as an economic resource has always been under mined in the third world countries.

The economy of Nepal is totally dependent on agriculture production and women play a major role as they actively participate in various agriculture activities. Besides the heavy load of household works women are equally participation in agricultural activities.

Women are repeatedly seen in the seen in the invisible sectors where they work unprotected, unrecognized and uncounted. Even where they work in visible sectors, they are found mainly in lowest, unskilled levels and ever paid very low. (WACN-1995).

Acharya (1998) has emphasized the daily chores of family life in rural Nepal involve women in labor intensive from work and time consuming domestic work to provide fuel, water and food for household member and farm workers. The census definition of economic activities theory takes into account was labor in cash or kind, as well as unpaid family labour. It does not however, encompass activities such as water and fuel collection food processing and child care all of which are primarily the responsibility of women these activities that falls outside the formal economic but which are essential for the survival of the household, absorb the labor of those women who are reported “economically active and classified as home maker and dependent.

Women in Nepal are responsible for their types of works. Moreover, women in Nepal work for longer hours than men have much lower opportunity for gaining employment and possess extremely limited property. (HDR 1998).

### **2.2.3. Educational Status of Women**

More than 83% of Nepalese population lives in the rural areas. Improvement in the educational status in these areas is not an easy task. (Source Nepal in figures 2011) C.B.S.

Due to various cultural, social and economic factors, Nepalese women are not able to take advantage of equal education opportunities' as their male counterparts. (Subedi 1991)

Ghimire (1997) has further emphasized on the importance of female education. To educate a boy is to educate an individual but to educate a girl is to educate the whole family and society. Education is therefore essential for women and girls to become self-dependent, more productive, skillful, creative and to recognize their right place in the society and to enter the mainstream of development of nation.

### **2.2.4. Health Status of Women**

Nepalese women's health is in miserable condition in the sense that they are quite neglected from their very childhood stage.

In Nepal median age of population female 19.4 and male 18.4 (in 1991 years) female 20.5 and male 19.7 (in 2001) years mean. Age (yrs) at marriage –female 18.1 and male

21.9 in 2001.(source Nepal in figure) C.B.S 2011 Average life expectancy female and male in total 64.5,63.6 average 60.7,60.1(source Nepal in figure 2011) C.B.S

In Nepalese village women and girl illness were less recognized in relation to man and boys illness. This led to women and girls receiving less medical care than men and boys. (Bhadra, 1997).

Food is not equally distributed among family members, in some religious and especially in South Asian men and boys eat first whatever is left is them distributed among the women and girls. As a result girls in developing countries are malnourished 4 time them boys (UN, 1991).

The health status of Nepalese people is very low despite of huge allocation of budget female are more seriously suffering from communicable disease and unable to fight with infections, high fertility, nutritional deficiency and different work burden are major factors for such a condition. The item of food change but do not change the habit of traditional food habit of Nepal each people. The low level of calorie intake enables to fight against the communicable disease. (UNICEF, 1993/94)

### **2.2.5. Violence against Women**

In Nepal, gender specific violence against women occur all state of society violence against women and girl includes not only physical violence but also sexual physiologic and emotional violence. **Saathi (1997)**

Identified various forms of violence against women prevailed in Nepalese society including domestic violence. The survey identified as a first common of violence is beating and second was rape. Women who are victimized and have to leave in constant fear cannot participate in development programmes designed to benefit them. A viscous circle of threat to their purity and physical harm restrict the mobility of women. The first step toward the empowerment will have to be guaranteed. **Saathi (2002)**

Stated that due to the incident of violence respondents also felt socially disadvantaged and complicated. Majority of them felt that their family member blamed them and want to avoid them and reporting the incidence of domestic violence to low enforcing

was found to be below as can be expected others were carrying on with their normal daily lives just as before the incidence. **Saathi (2002)**

### **2.2.6. Political Status of Women**

Nepalese women have been involved in political movement since the 1950s but several factors have prevented women from actively participating in local or national politics. These factors include the dominant ideology of patriarchy, lack of equal political rights, restriction on women's mobility and domination of men in all political parties and media.

An encouraging trend of women participation was the presence of approximately 40,000 elected women representatives in the ward committees of 3913 village development committees (VDCs) and dozens of municipalities owing to the new provision of twenty percent seats reservation made in the local self-governance Act, 1999.

At present, there is nominal representation of women in village councils, village development committees (VDC), municipalities, district development committees (DDC), district councils and in the parliament. In addition, the national planning commission has only one women member the provision of 33% women participation has been made in the Interim constitution of Nepal-2063.

### **2.2.7. Decision Making**

Women's role in every field decision making is affected directly and indirectly by economic condition. Women having entered economic participation will have a greater power in decision making. Similarly social and demographic factors also influence the role of decision making. Small size of children implies higher economic participation and greater decision making power for women. Nepalese women also play managerial role for decision making i.e., farm management, resources, allocation and domestic expenditure. There is variation between the communities regarding the male/female input into the farm management decision (Acharya Mand Bannet; 1982). Women have very low participation in decision making process 70% of households related and extraneous decisions are entirely made by male member of house (Acharya Meena,

1995). Though females spend most of their time in household activities they have very less chance to make self-decision.

Women always remain busy performing their daily chores. They are busy in collecting fuels, cooking food for family as well social collective work and collecting fodder for cattle even a woman at work in office or school has to perform household work. According to Jessie Bernad "truth being a house wife makes women sick." Only 12% women are working in the communication area. Among 41% civil staff in special level, only 2% of them are women. There is no women secretary in any ministry. Among 604 gazette officers, only 24 are women. In the second level of gazette staff 130 are women among 2356 staffs. Similarly 384 are women 6513 gazette staff in the third level (Ghorkhapatra, March 8, 2002).

The studies reveal that the decision making power of women is influenced and affected by various factors. In Nepal, women constitute nearly half of the total population with subordinate status the respondents of the study area are fully engaged in household activities but bear no decision making power in them. They have to obey and take consent from their male partners in most of the cases. The available literature also clearly explains the persisting controversy regarding women's decision making process.

The above studies conclude that females have low decision making power due to lack of proper socio-economic status of rural women. Now a day the access of female on resources has gradually been increased but their status has still not improved satisfactorily. Female have more responsibilities in household chores, agricultural activities and others but they have less chance to decide independently. A society cannot flourish well without equal participation of male and female. Therefore; women should be brought into the mainstream of development activities not only by their physical representation but also, delegating them with full decision making power.



## **CHAPTER – III**

### **RESEARCH METHODOLOGY**

#### **3.1. The Selection of the Study Area**

The selected study area is Kavre District, Ugratare VDC Ward No.1 which is 25km from Kathmandu. This VDC is situated at the center in the eastern part of Kaver District; the Araniko highway runs north-east to west in this VDC. This VDC comprised of 9 wards.

Ugratara VDC is surrounded by Banepa municipality at east, Mahendra Joti VDC at west, Tukucha Nala and Ugrachandi Nala VDC at north and Panauti VDC and Mahendra jyoti VDC at south. The study area has ethnic diversity Brahmin, Chhetri, Magar, Tamang, Newar, Sarki and Damai are the permanent resident of the study area. This VDC compresses 1025 house hold. Total population of this VDC is 7620 (Source VDC File).

This VDC has one higher secondary school. One secondary school and three primary school. It has private boarding school. (VDC file)

It comprise of 8 community forest. It is a commercialized Centre. It has industries like:

- i) Himalayan snacks
- ii) Dabur Nepal
- iii) Mineral water
- iv) Gas Refilling Center and Brick Industry. It has one health post.

Ugratara VDC is select for the study because of its easy to reach for me. This study is first of its kind in this location. I know with this place and I can complete the filed survey with the least expenditure in comparison to the field work in other unfamiliar area. Therefore, Ugratara VDC is selected as an ideal field to carry out the proposed research work.

### **3.2. Research Design**

This study is based on descriptive as well as exploratory research design. Descriptive research design is used to gather information about the research area and exploratory research design is used for collecting information about respondent's views and ideas. It attempts to explore and investigate the study socio-economic status of rural women. The study area in terms of decision making process of women as compared to their male counter-part.

### **3.3. Nature and Sources of Data**

This research is based on both primary and secondary data which are collected from field observation and interview. The primary data has been directly obtained from the field survey. It provides socio-economic information of the study area. It provided the basic idea about the status of women and factors affecting decision making process. Secondary data were collected from VDC, Aama Samuha published, unpublished documents and office records related magazines etc. were also reviewed in this study.

### **3.4. Universe and Sampling**

There are 1025 households in Ugratara VDC. Among them household lies in Ward No.1 total population of is out of them 40 household women were taken as a sample household women were selected through scattered random sampling technique.

### **3.5. Data Collection Techniques**

Different techniques are applied to obtain data which are as under:

#### **3.5.1. Questionnaire**

This technique is used to obtain data regarding their social and economic condition decision making, economic, social and political sector.

The survey has been done by using both structured and unstructured questionnaires. Structured questions were orally asked to the respondents and filled by the researcher.

The basic information on the age structure family members, literacy, occupation, health, education, land holding and other qualitative socio-economic characteristics of the sample population was gathered through questionnaires.

### **3.5.2. Observation**

Observation method was used in the field to find out their real life situation. Researcher observation women are day to day activities and their role inside as well as outside of the house. Their relationship within the members of the family and outsiders were also observed.

### **3.5.3. Interview Schedule**

Written questionnaires were used for the interview of respondents.

### **3.5.4. Case Study**

Case study technique was also used to collect information or data from the respondents. The case study method was used to find out the real life history of the respondents.

## **3.6. Reliability and Validity of Data**

The more suitable and reliable research work is characterized by reliability and validity of the collected data. To test the reliability of data the test and rest method is used while content validity method is used to test its validity. In order to know its authenticity and to make research more reliable and logical it is discussed with concerned and scholars.

## **3.7. Data Processing and Analysis**

Data processing is very important task in any study. The help of computer program has been taken and simple statically tools like tables, groups, diagrams, figures, average mean, percentage and differences have been used. Descriptive method has been used for qualitative data.

## CHAPTER - IV

### DATA ANALYSIS AND PRESENTATION

The purpose of this chapter is to study evaluate and analysis the major data presenting the activities. This chapter includes socio-economic and educational characteristics of the respondents. This chapter also attempts to analyze the data and information collected for securing objectives and derives the major findings of the study. To give the proper direction of the study at first, the data are presented in tables and figures and analysis is made on the basis of research questionnaire.

#### 4.1. Socio-Economic Characteristics of the Respondents

Economic characteristic of the respondents stands for their daily activities which help them generate income and making their living. The study analyzes and interprets economic characteristics of the respondents in different sub-topics as follow:

##### 4.1.1. Age Wise Distribution of the Respondent

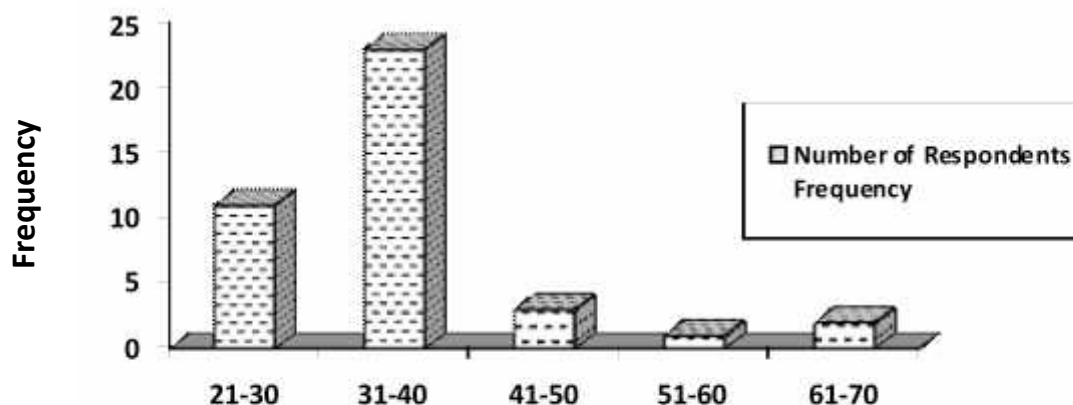
All the respondents of this study area are women. Age is the most important factor in demography and it makes different in working hour, types of work, decision making roles, social relation and responsibilities. Age has greater influence in terms of decision making and taking part in social activities. Age groups are divided as 21-30, 31-40, 41-50, 51-60, 61-70. Table 1 and figure 1 shows the age composition of the respondents of the study area.

**Table 4.1 : Age Distribution of the Respondent**

Age Group	Number of Respondents Frequency	Percent
21-30	11	27.5%
31-40	23	57.5%
41-50	3	7.5%
51-60	1	2.5%
61-70	2	5%
<b>Total</b>	<b>40</b>	<b>100%</b>

(Source: Field survey 2013)

**Figure 4.1 : Age Distribution of the Respondent**



Above table and figure show the age distribution of the respondents. The highest of the respondents lies in age group 31-40 years 23%. It is followed by age group 21-30 years 11% and group 41-50 age 3% and group 61-70 age 2% and group 51-60 years 1%. Among them 92.5% respondents are in age group between 41-50 years. Adult are more energetic laborious, and sensitive. They do not need support for decision making. This kind of human resource is needed for development activities unfortunately such groups of women are only in house work.

#### **4.1.2. Caste/Ethnic Composition of Respondents.**

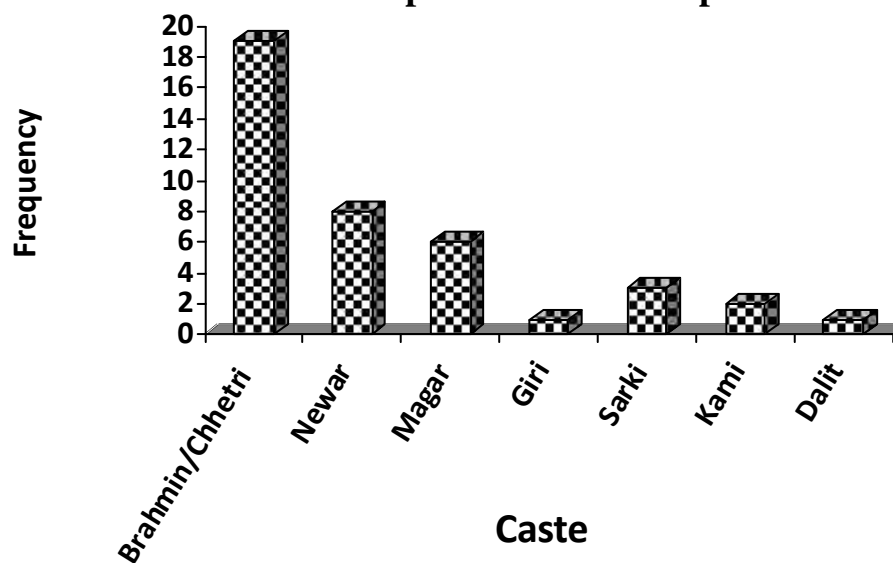
Nepal is a multi-ethnic, multi-language and multi-cultural country own language cultural country. Each caste and ethnic groups have their own language cultural tradition and identity. Caste is the main factor in our society which plays important role in social activities. Table and figure 2 shows the Caste / Ethnic composition of respondents in the study area.

**Table 4.2 : Caste / Ethnic Composition of the Respondents.**

<b>Caste / Ethnic Composition</b>	<b>Frequency</b>	<b>Percent</b>
Brahmin / Chhetri	19	47.5%
Newar	8	20%
Magar	6	15%
Giri	1	2.5%
Sarki	3	7.5%
Kami	2	5%
Dalit	1	2.5%
<b>Total</b>	<b>40</b>	<b>100</b>

(Source: Field survey 2013)

**Figure 4.2 : Caste /Ethnic Composition of the Respondents.**



Majority of the respondents are Brahmin / Chhetri comprising 47.5 % of the total respondents. It is followed by Newar 8 %, Magar 6 %, Sarki 3%, Kami 2% and Giri and Dalit 1%. The study shows that majority of the respondents residing in the study area belong to Brahmin/Chhetri caste/ethnic group i.e. 47.5% which is followed by Newar, Magar, Sarki, Kami and Dalit respectively.

#### **4.1.3. Education**

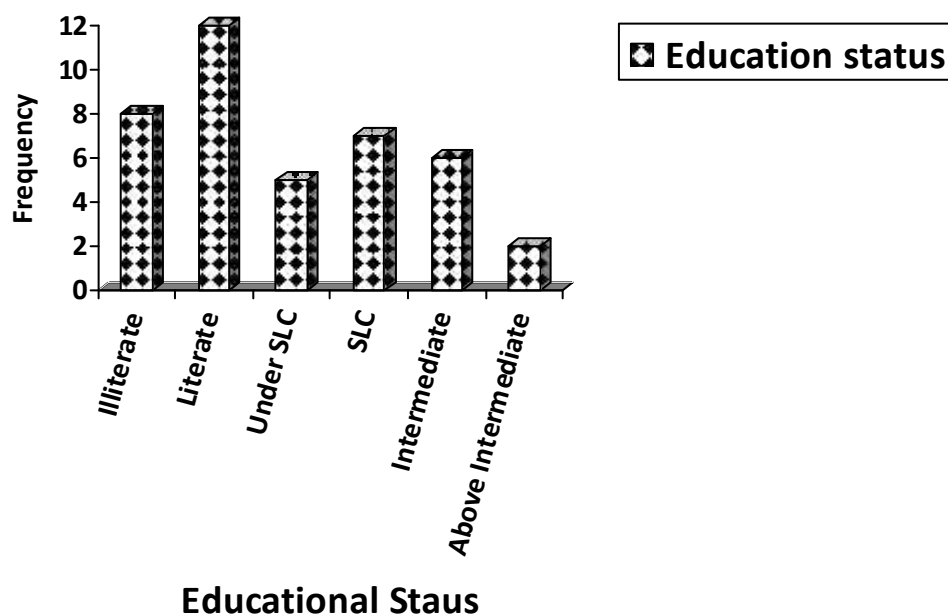
Education is the light of our life. It is fundamental for the development of society and the nation. It is the key indicator for reforming society and upgrading its economic and social status. The ability and capability of human beings to make the right judgment. So, it plays the vital role in decision making process. In most of the cases, higher educational status plays dominant role in decision making. Table and figure 3 represent the educational status of the respondents of the study area.

**Table 4.3: Educational Status of the Respondents.**

<b>Educational status</b>	<b>Frequency</b>	<b>Percent</b>
Illiterate	8	20 %
Literate	12	30 %
Under SLC	5	30 %
SLC	7	17.5 %
Intermediate	6	15 %
Above Intermediate	2	5%
<b>Total</b>	<b>40</b>	<b>100</b>

Source: Field survey 2013.

**Figure 4.3: Educational Status of the Respondents**



Out of the total respondents, 20 % are illiterate , 30 % are literate, 12.5% under SLC, 17.5 % are SLC passed,15 % are intermediate level passed and only 5 % are above Intermediate. In this study most of the women above 40 years or illiterate.

#### **4.1.4. Religion**

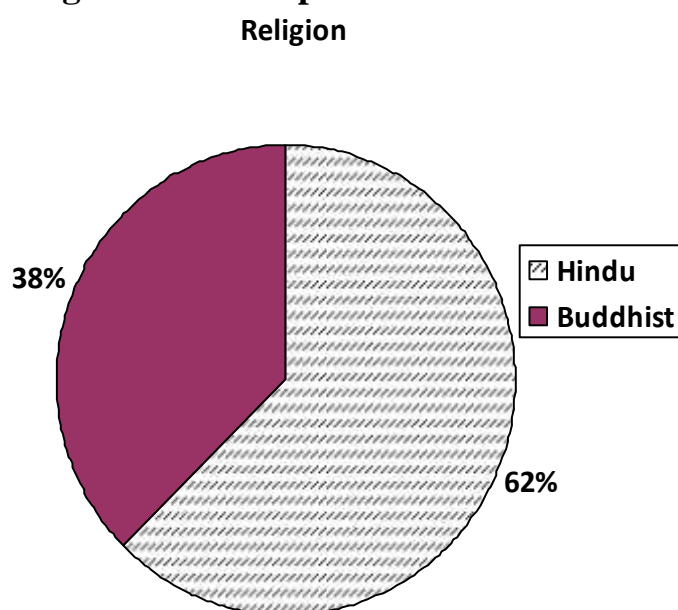
Nepal is a religiously secular country. There are Hindu, Buddhist, Muslim and Kirat cultures. In the study area only Hindu and Buddhist religious people are found. There is no interference between religious groups. There is also religious harmony between two religious groups. The following table shows the religious status of the respondents:

**Table 4.4: Religion of the Respondents**

<b>Religious</b>	<b>Frequency</b>	<b>Percent</b>
Hindu	25	38 %
Buddhist	15	62 %
<b>Total</b>	<b>40</b>	<b>100</b>

Source: Field Survey 2013.

**Figure 4.4: Religion of the Respondents.**



In this survey Hinduism is practiced in majority in the study area. Few are Buddhist, Out of 40 respondents 62.5 % Hindu and 37.25 Buddhist.

#### **4.1.5. Marital Status**

Marriage is one of the universal social institutions. It is the most significant event in life of men and women. According to Hindu tradition, marriage is compulsory in our society. Marriage assigns the social roles responsibilities to people. It is essential for legitimate birth. After marriage, the role of female becomes crucial.

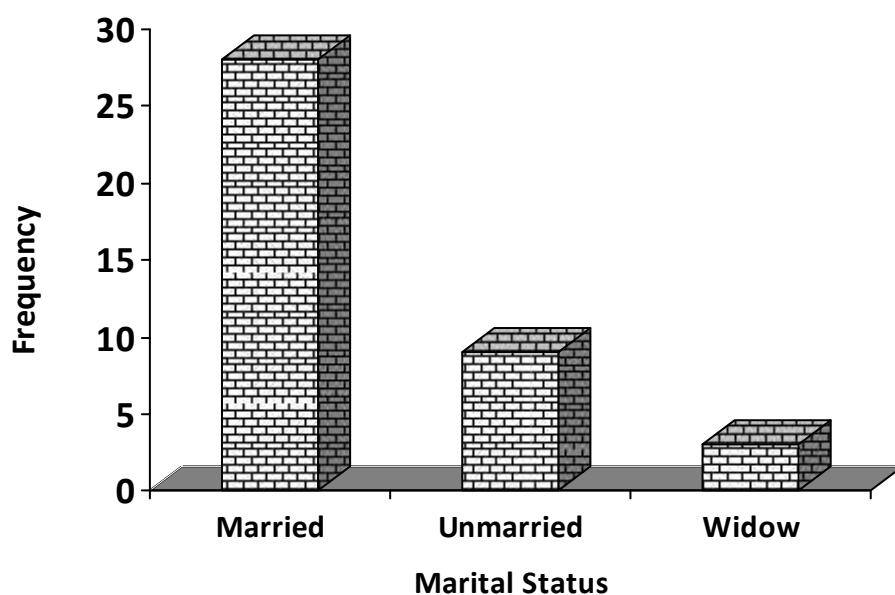
**Table 4. 5: Marital Status of the Respondents**

<b>Marital status</b>	<b>Frequency</b>	<b>Percent</b>
Married	28	69 %
Unmarried	9	23 %
Widow	3	8 %
<b>Total</b>	<b>40</b>	<b>100 %</b>

Source: Field Survey 2013.



**Figure 4.5 : Marital status of the Respondents**



Above the survey out of 40 respondents 69% are married, 8% are widow and unmarried 23%. The study reveals that most of the respondents were married people following by unmarried and widow groups respectively.

#### **4.1.6. Occupation**

Occupation determines the source of income. Income represents the economic status of people. Most of the respondents are farmers out of 40.

**Table 4.6: Occupation of the Respondent.**

<b>Occupation</b>	<b>Frequency</b>	<b>Percent</b>
Agriculture	9	2.5 %
Teaching	4	10 %
Student	5	12.5 %
Business (Teacher)	5	12.5 %
Service	5	12.5 %
Wage Labour	6	15 %
Social Worker	3	7.5 %
Household Work	3	7.5 %
<b>Total</b>	<b>40</b>	<b>100 %</b>

Source : Field Survey 2013.

**Figure 4.6: Occupation of the Respondent**



In this figure show out of 40 respondents, 22.5% engaged in Agriculture, 15% Wage Labour, Teaching 10%, Students 12.5%, Business 12.5%, Service 12.5%, Social Work and Household Work 7.5%. The study reveals that most of the respondents of the study area involve themselves in agricultural activities, followed by wage labour, student, business, service, teaching, household works and social workers.

#### **4.1.7. Food sufficiency**

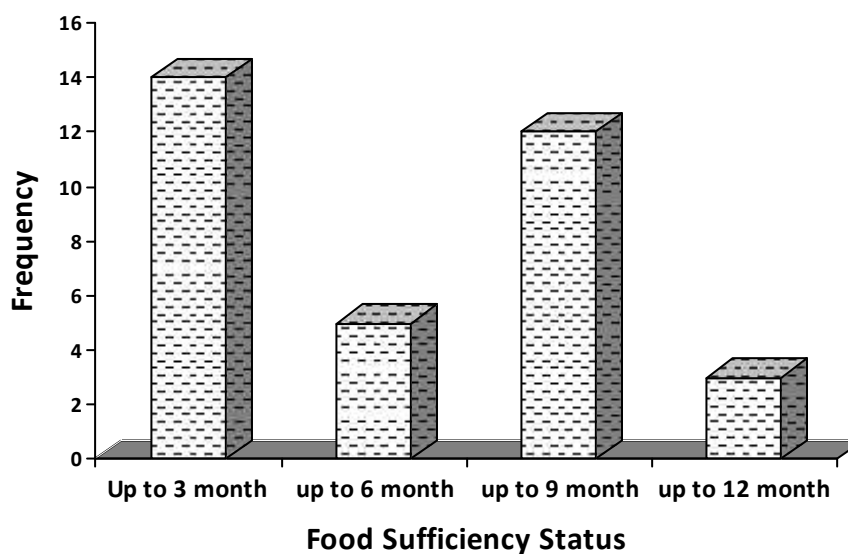
Out of 40 respondents, 22.5 % respondents are engaged in agriculture. The other respondents have facing food deficiency. It is because of the low agricultural land low productivity due to lack of irrigation. Those who have faced deficiency, fulfill their food requirements from other income sources such as business, remittance, livestock farming, tea shop wage labor etc.

**Table 4.7 : Food Sufficiency of the Respondents**

<b>Food sufficiency status</b>	<b>Frequency</b>	<b>Percent</b>
Up to 3 month	14	35 %
Up to 6 month	5	12.5 %
Up to 9 month	12	30 %
Up to 12month	3	7.5 %
More than 12 month	6	15 %
<b>Total</b>	<b>40</b>	<b>100 %</b>

Source : Field Survey 2013.

**Figure 4.7: Food sufficiency of the Respondents**



#### **4.2. Role and Status of Women**

Role and status of women indicates the women's autonomous status in household decision making. It is also important to note that role of women in household decision making denotes the status of whole family. The study analyzes the role and status of women in different heading and sub-headings as follow:

### 4.2.1. Women in Economic Activities

Economy is the backbone of daily activities. The role of women in economic status determines their position and involvement in income generating activities, landholding status, involvement in community level and VDC level programmes. The Role and involvement of women in economic activities is analyzed and interpreted as follows:

#### 4.2.1.1. Engaged in Income Generating

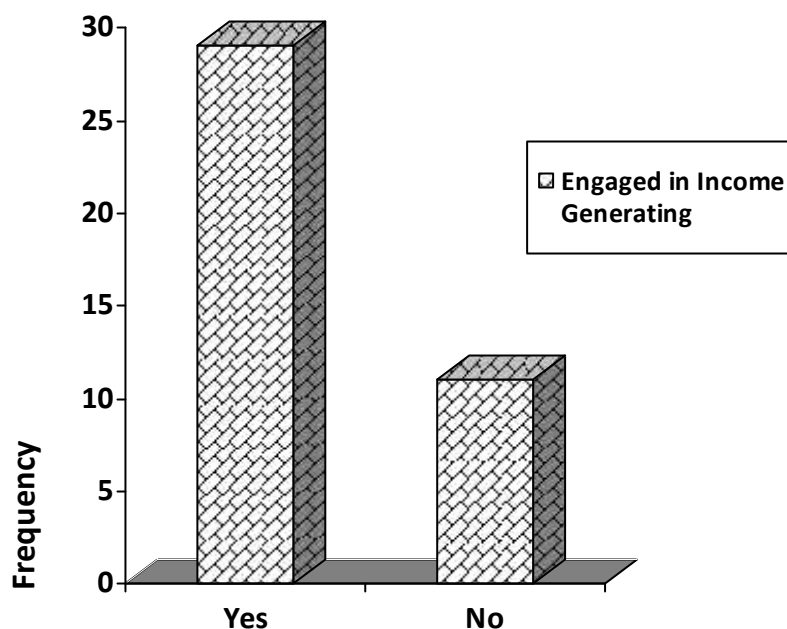
Income plays the vital role in decision making. According to this survey most of the women involved for the income generating. They are not depended the other family.

**Table 4.8 : Engaged in Income Generating**

Women engaged in income Generating	Frequency	Percent
Yes	29	72.5%
No	11	27.5%
<b>Total</b>	<b>40</b>	<b>100%</b>

Source: Field Survey 2013

**Figure 4. 8 : Engaged in Income Generating**



Out of 40 Women are capable for earn the money. Only the 27.5% cannot earn. They indirectly support their family to engage their house hold work. The study reveals that

most of the women in the study area are involved in some kind of income generating activities. This shows the active role of women economic activities in household.

#### 4.2.1.2. Landholding Status of the Respondents

Land ownership is the important factor to understand the economic status of people. Land ownership is transferred in the rural area by way of inheritance. In a male dominated society, such transfer is made to the male member of the family.

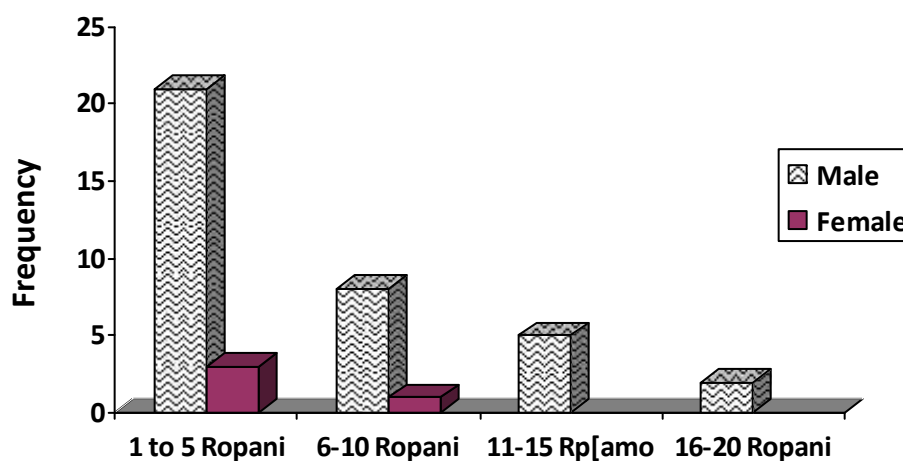
Most of the lands are under the ownership of male member of the family government rule of taking low price for registration of land on the ownership of female has given same opportunity to hold certain portion of land. The following table shows the land ownership hold by male and member of the family. Out of 40 household 36 males and female are the owners of the land. The female owners have small portion of land in comparison with male.

**Table 4.9: Landholding Status of the Respondents**

Ropani	Male		Female	
	Count	Percentage	Count	Percentage
1 to 5 Ropani	21	52.5%	3	7.5%
6-10 Ropani	8	20%	1	2.5%
11-15 Ropani	5	12.5%		
16-20 Ropani	2	5%		
<b>Total</b>	<b>36</b>	<b>90%</b>	<b>4</b>	<b>10%</b>

Source : Field Survey 2013

**Figure 4.9 : Landholding Status of the Respondents**



In this figure shows that female have nominal portion of land. It reflects that the equal property right is limited in the law but not in practice.

#### 4.2.2. Women Participation in Community Local Level Program

Women participation at local level program is the indicator and influencing part in the decision making. In the VDC level program out of 40 respondents only 25 of them have participated while the 15 respondents have not participated.

**Table 4.10: Women Participation in a VDC Program**

Women participation	VDC Program	
	Frequency	Percent
Participated	25	62.5%
Not participated	15	37.5%
<b>Total</b>	<b>40</b>	<b>100%</b>

Source: Filed Survey 2013

**Figure 4.10: Women Participation in a VDC Program**

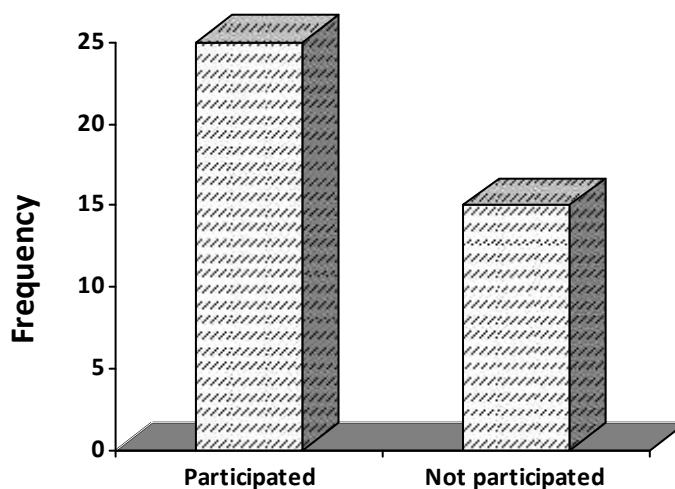


Table and Figure 10 show that women 62.5% participation in the local VDC program and 37.5% are not participation. The above figure shows that most of the women are participated in VDC level programs. This shows that most of the women in the study area are involved in programmed organized at VDC level.

### 4.2.3. Participation in Health, Education and Other Organizations

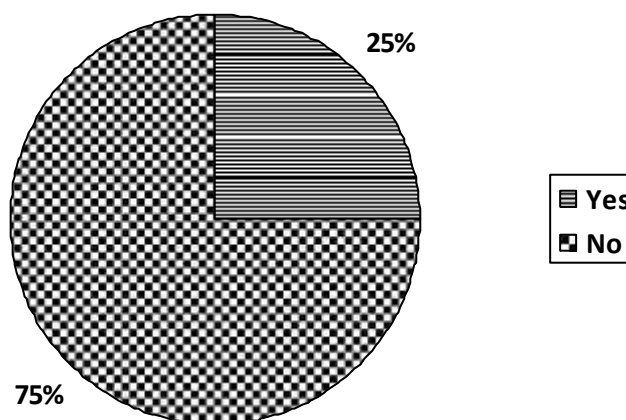
Women participation in health, education and other organization is through satisfactory but low in comparison to male. Out of 40 only 25% are affected with social organization 12% in educational sector and 18% in health sector.

**Table 4.11 : Member of Health, Education and Other Organization.**

Member of Organization	Frequency	Percent
Yes	10	25%
No	30	75%
<b>Total</b>	<b>40</b>	<b>100%</b>

Source:- Field survey 2013.

**Figure 4.11: Member of Health, Educational and Other Organization**



The above figure shows that the situation of women participation in the organization level.

### 4.2.4. Affiliation with Political Parties

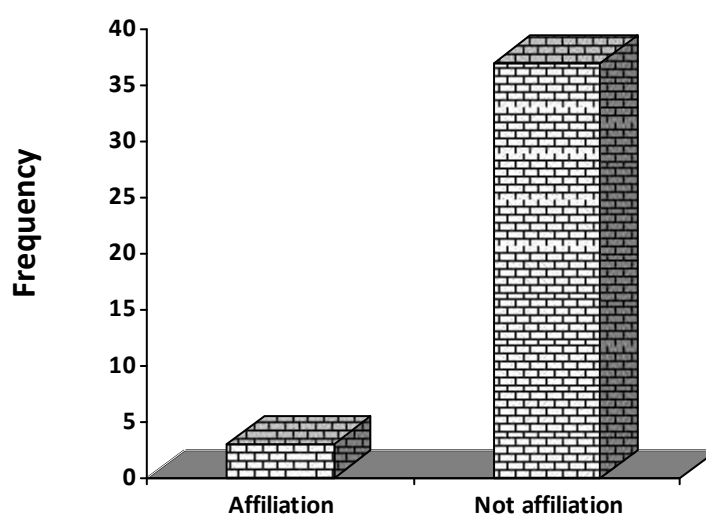
Out of 40 respondents, only 3 are affiliated with political. The following table figures show the women participation at political parties.

**Table 4.12: Affiliation with Political Parties**

<b>Affiliation with Politics</b>	<b>Frequency</b>	<b>Percent</b>
Affiliation	3	7.5%
Not affiliation	37	92.5%
<b>Total</b>	<b>40</b>	<b>100%</b>

Source:- Field survey 2013.

**Figure 4.12: Affiliation with Political Parties**



In this survey women are not interested to the political 92.5% are not participate rest of the 7.5% Affiliation. The study reveals the fact that women in the study area are not interested in political activities. This shows their inactiveness towards politics. The respondents believe that politics is not a fair game. So, they do not like to involve anymore in politics.

#### **4.2.5. Status of Participation in Social Meeting**

Both male and female are equally responsible for the social development. However in our male eliminated society, females have less chances of participation in social activities. Out of 40 household, father, father in law participated the most accounting 45% followed by husband accounting 37.5% women participation is the lowest accounting only 12.5% and 5% accounts to anyone as per the situation.

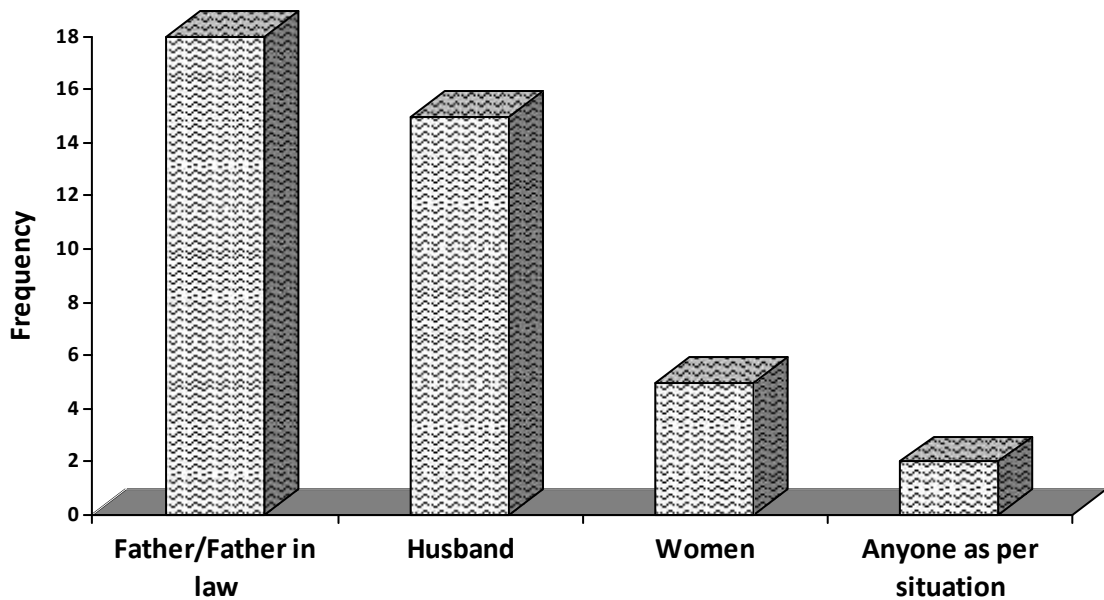


**Table 4.13: Status of Participation in Social Meeting**

<b>Participation</b>	<b>Frequency</b>	<b>Percent</b>
Father/Father in law	18	45%
Husband	15	37.5%
Women	5	12.5%
Anyone as per situation	2	5%
<b>Total</b>	<b>40</b>	<b>100%</b>

Source: Field Survey 2013

**Figure 4.13: Status of Participation in Social Meeting**



This study shows that unequal participation ratio in the social meeting. The data indicates that in household decisions majority of the decisions are taken by father/ father-in law which is followed by husband, women and anyone as per situation respectively. This shows that women have less role in decision making process.

### **4.3. Educational Aspect**

Educational aspect refers to the literary status of the respondents or educational attainment. The study includes importance of education in women's life, male-female discrimination in educational involvement and priority given to the education by their parents. The detailed description of educational aspect is analyzed and interpreted herewith:

### 4.3.1. Importance of Education for Daughter

Respondents were asked to know their views towards importance of education for daughters. All respondents expressed their positive attitude towards educating daughters. According to them to them giving education to daughter is more important than giving property.

#### Reason for Schooling to Daughter:

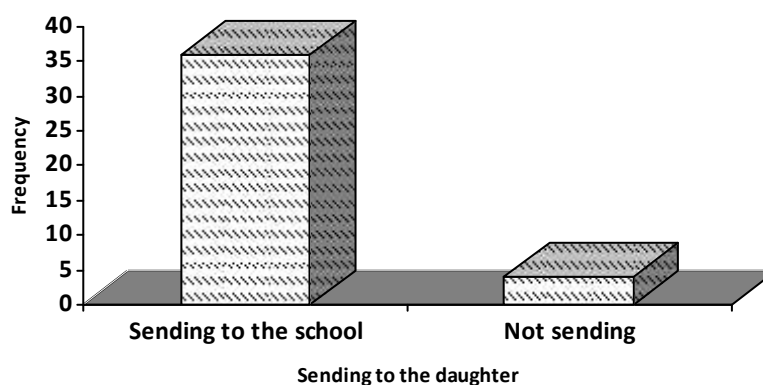
- ) Be educated
- ) Equality
- ) Be capable
- ) Employment Opportunity
- ) Self-dependent
- ) Marriage with well to do family and finding educated son- in- low

**Table 4.14: Sending Daughter to the School**

Schooling Status of Daughter	Frequency	Percentage
Sending to the school	36	90%
Not sending	4	10%

Source – Field survey 2013.

**Figure 4.14: Sending Daughter to the School**



Above the survey 90% send the school. Rest of them not married and they don't have daughter but they support. It also indicates that 90% of the respondents send their

daughters to school which suggests that the rising awareness of the parents towards education.

### 4.3.2. Schooling Pattern of Son and Daughter

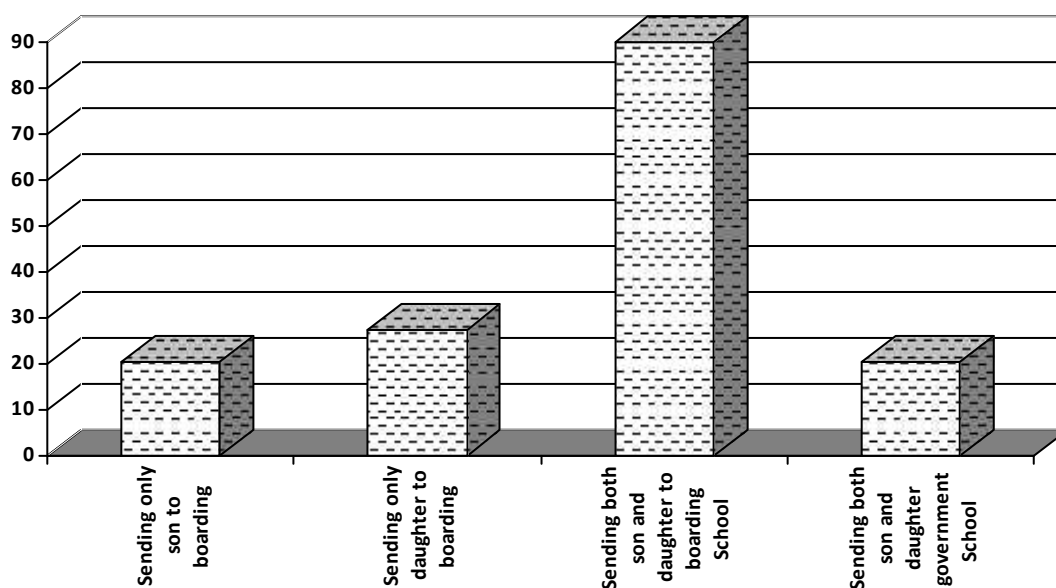
Education is the fundamental right of the citizen. Out of 40 respondents, all respondents send their sons and daughter to schools. But most of them send their daughter to government school and sons to private of discrimination in the schooling pattern to son and daughter.

**Table 4.15: Schooling Pattern of son and daughter**

Schooling pattern of son and daughter	Frequency	Percent
Sending only son to boarding	5	12.5%
Sending only daughter to boarding	4	10%
Sending both son and daughter to boarding school	25	62.5%
Sending both son and daughter government school	6	15%
<b>Total</b>	<b>40</b>	<b>100%</b>

Source – Field survey 2013.

**Figure 4.15: Schooling Pattern of Son and Daughter**



This field survey, some of discriminations in the schooling pattern to son and daughter have been recognized but the majority of the respondents prefer to send their

sons and daughter to boarding schools. Majority of the respondents i.e. 62.5% send their sons and daughter to boarding school which is followed by Sending both son and daughter government school, Sending only son to boarding and Sending only daughter to boarding respectively.

#### **Reason for Schooling Son and Daughters**

- ) Reason for schooling to son
- ) Be capable citizen.
- ) For employment.
- ) Good future.
- ) Need of 21th century.
- ) Self – dependent.
- ) Honest.
- ) To get support in old age.

#### **4.4. Social Aspect**

Women have comparatively lower status in the society than the men. Women are deprived of education and income generating opportunities. They do not have access and control over property consequently they receive lower position and dignity than the men.

According to field survey 2013, most of the women have no access to property, education, mobility and right to make choice besides household work like cooking, sanitation forming and collecting fuel.

##### **4.4.1. Family Planning**

Now, people have knowledge about family planning, but they do not use family planning methods properly. Among 40 families, 32 families have used family planning methods. They are using both permanent and temporary family planning method.

**Table 4.16: Family Planning Method**

Family Planning Method	Frequency	Percent
Permanent	10	25%
Temporary	18	45%
Not use.( <i>widow married</i> )	12	30%
Total	40	100%

Source: Field Survey 2013

**Figure 4.16: Family Planning Method**

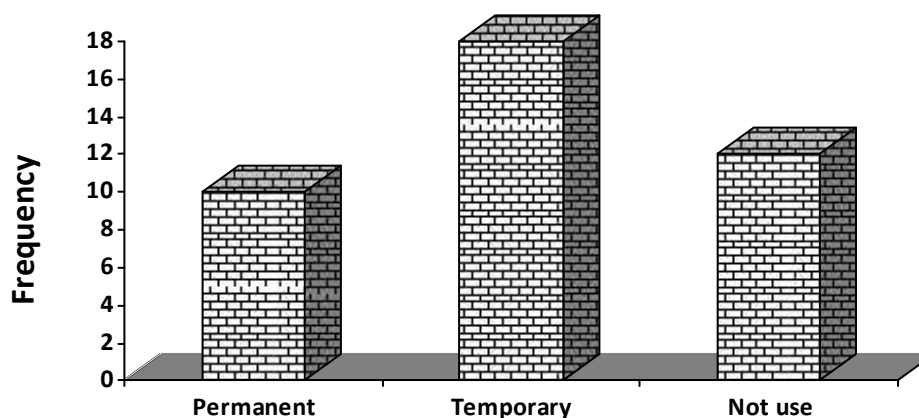


Table 16, and figure 16 show that now women have knowledge to family planning. So they use which they it suitable for them. The data indicates that majority of the respondents i.e. 45% use temporary means of family planning methods which is followed by not used 30% and permanent means 25%.

#### **4.5. Status of Women in Decision Making Process**

Decision play important role in terms of people's participation in different activities. In Nepalese society, the role of male and female participation is unequal in the process of decision making male has dominant role over female while the female has only supportive role to their male counter parts this section deals with the women's role and status in term of decision making in different aspects of activities. It reveals

women participation in the process of socio – economic, household decision making such as domestic, economic, social, and reproductive health.

#### 4.5.1. Women's Decision Making in Domestic Activities

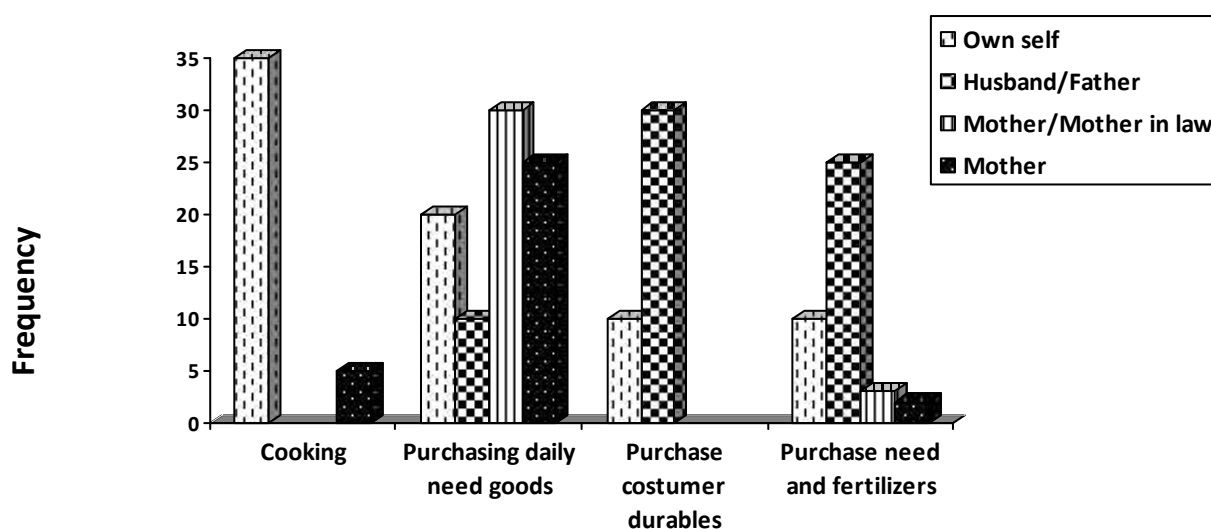
Women play important role in domestic works but they are assigned subordinate status while planning of the domestic activates. Except cooking are purchasing daily needy good. Other decisions are taken by their male.

**Table 4. 17: Women's Decision Making in Domestic Activities**

Types of Domestic Decision	Own self		Husband/ father		Mother/ mother in law		Mother	
		percent		percent		percent		percent
Cooking	35	87.5%		percent		percent	5	12.5%
Purchasing daily need goods	20	50%	10	25%	5	12.5%	5	12.5%
Purchase costumer durables	10	25%	30	75%				
Purchase need and fertilizers	10	25%	25	62%	3	7.5%	2	5%

Source: Field Survey 2013

**Figure 4.17: Women's Decision Making Status**



Above tabulated and figure show that various categories decision have been taken by male and female member of family. The decision which doesn't carry for a long time effect have been takes by the female whereas the decision which takes a long effect

have been taken by male of the family. In this chart show most of the decision making level of women in domestic activities.

#### 4.5.2. Financial Decision (Economic Aspect)

Decision making role on economic sector is very important indicator of women empowerment. According to Wedden-1996, "Women's role in decision making on economic matter is widely recognized as an important indicator both of women's status and women empowerment in Nepal and elsewhere."

**Table 4.18: Decision on Household Economy**

Type of Economic Decision	Self		Husband Father		Father in law	
	Frequency	Percentage	Frequency	Percentage	Frequency	Percentage
Investment/Bank Deposit	15	37.5%	25	62.5%		
Purchase/rate of land	2	5%	28	70%	10	25%
House construction & rate	5	12.5%	28	70	10	17.5%
Purchase of ornament	15	37.5%	25	62.5		
Sale of Agro-product	12	30%	28	70%		

Source: Field Survey 2013

**Figure 4.18: Decision on Household Economy**

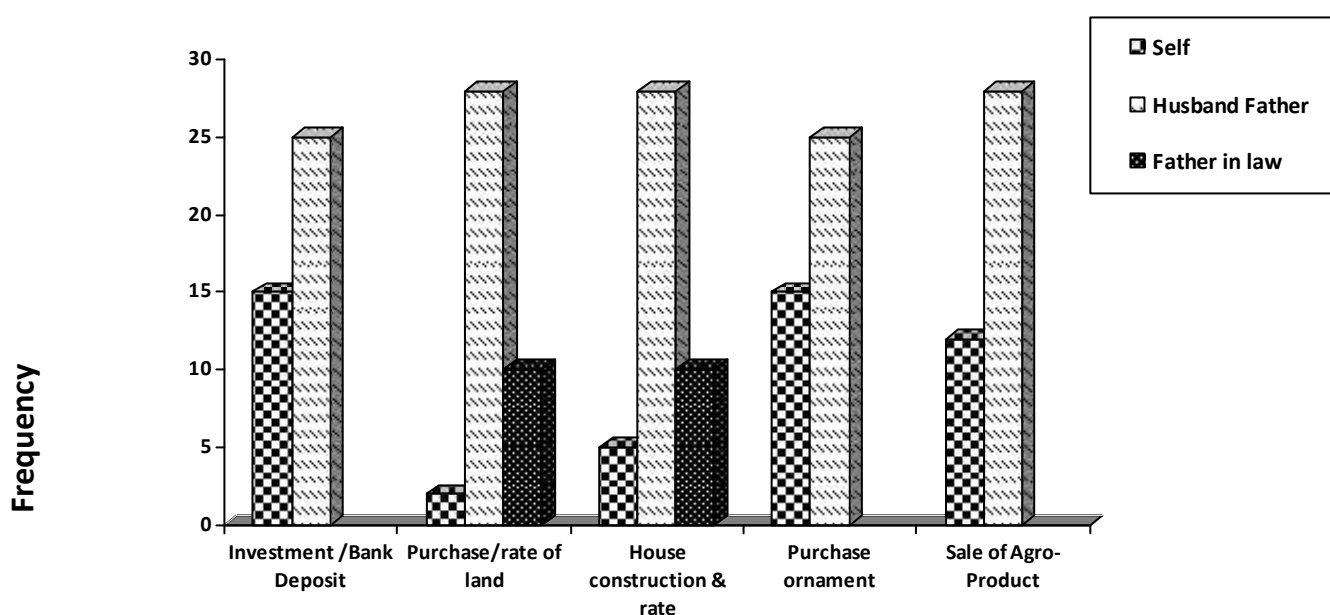


Table and figure 17 show that lower participation of women in financial decision making of the economy. Even for purchasing the ornaments for females, decision is made by either father or husband.

### 4.5.3. Social Decision Making Status

Women are assigned subordinate status by the traditional and cultural system of our society. Females have limited property rights and low access to education and economic activities. Our social perception is that women are farmer's wives only. Female are considered as the supporter to the male and they have to follow their male counterpart. Hence in most of the social decisions, male are playing dominant role over female. The following table and figures show on social activities.

**Table 4.19: Social Decision Making**

Type of social decision	Self		Husband father		Mother/ Father in law	
		%		%		%
Child stay with parents	12	30%	26	65%	2	5%
Child schooling	12	30%	26	65%	2	5%
Marriage of son and daughter	10	25%	35	62.5%	5	12.5%
Leave home for job	1	22.5%	27	67.5%	4	10%
Participate in social event	13	32.5%	25	62.5%	2	5%
choosing political party and voting	15	37.5%	23	57.5%	2	5%
Participate in local groups clubs	12	30%	35	62.5%	3	7.5%

Source: Field Survey 2013



**Figure 4.19: Social Decision Making**

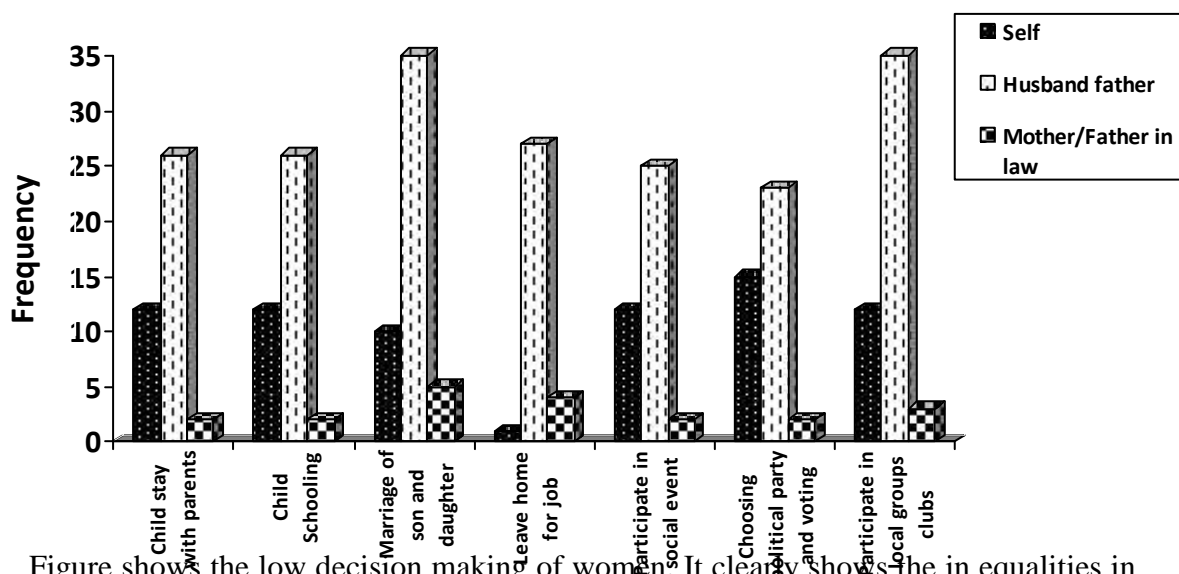


Figure shows the low decision making of women. It clearly shows the inequalities in social decision making between male and female. The above data indicates that in decision making regarding child stay with parents, schooling, marriage of son and daughter, leaving home for job, participating in social event, choosing political party and voting, participate in local groups and clubs, husbands take decision. It also indicates that self decision making is less for women. In some cases, it is also found that mother and father-in-law also make decisions.

#### 4.6. Respondents Knowledge on Women’s Legal Rights.

Respondents have little knowledge regarding the women's legal right due to illiteracy and lack of communication and awareness. Table and figure 19 show that knowledge on women’s legal rights.

**Table 4.20: Women’s legal Rights**

Knowledge on women’s legal rights	Frequency	Percent
Known	17	42.5%
Unknown	23	57.5%
<b>Total</b>	<b>40</b>	<b>100%</b>

Source: Field Survey 2013

**Figure 4.20: Women’s Legal Rights**

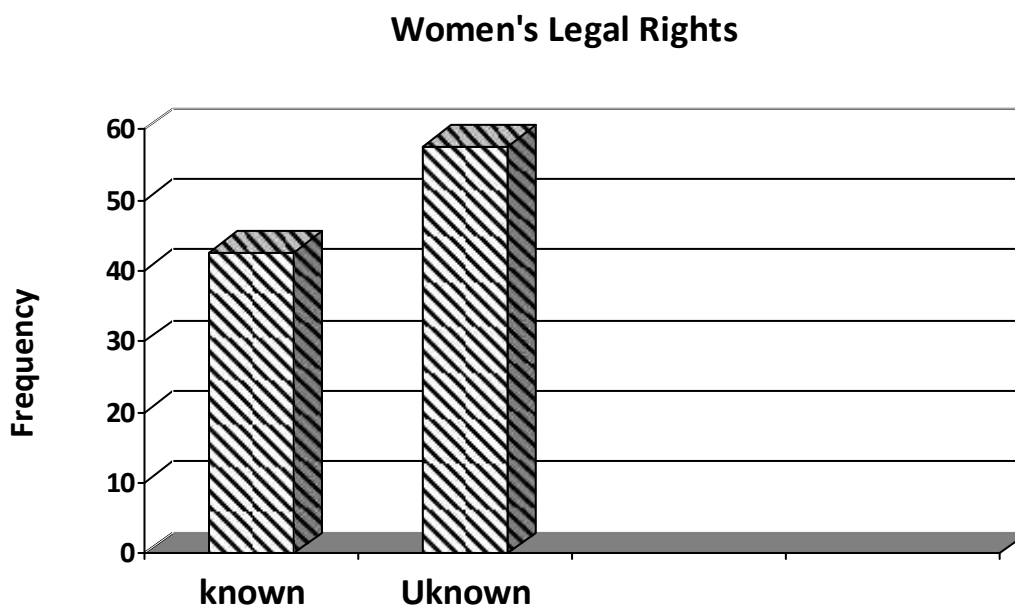


Table and Figure 19 shows that most of the women unknown about legal right. Only 42.5% women know about women right. The majority of the women i.e. 57.5% do not know about the legal rights of women which indicates their dependency upon women for legal consultation.

#### **4.7. Respondents Knowledge on Discriminatory Law Against Women in Nepal**

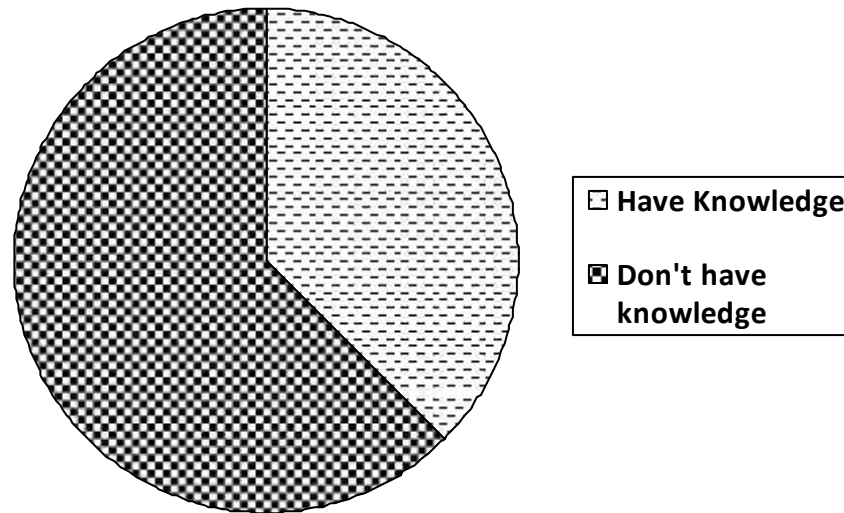
Despite positive initiatives, Nepalese women continue to suffer from discrimination, exploitation and suppressor enacted against them due to their gender and accentuated by a number of social legal factors including illiteracy, orthodox culture and discriminatory legal system.

**Table 4.21: Knowledge on Discriminatory Law Against women in Nepal**

Knowledge on discriminatory law	Frequency	Percent
Have Knowledge	15	37.5%
Don't have knowledge	25	62.5%
<b>Total</b>	<b>40</b>	<b>100%</b>

Source: Field Survey 2013

**Figure 4.21: Knowledge on Discriminatory law against women in Nepal**



Out of 40 respondents, only 15 have knowledge on discriminatory law. This is because of the low literacy rate among women and lack of an effective information system to sensitize and educate people on gender issues including legal knowledge.

#### **4.8. Area of Discrimination between Son and Daughter**

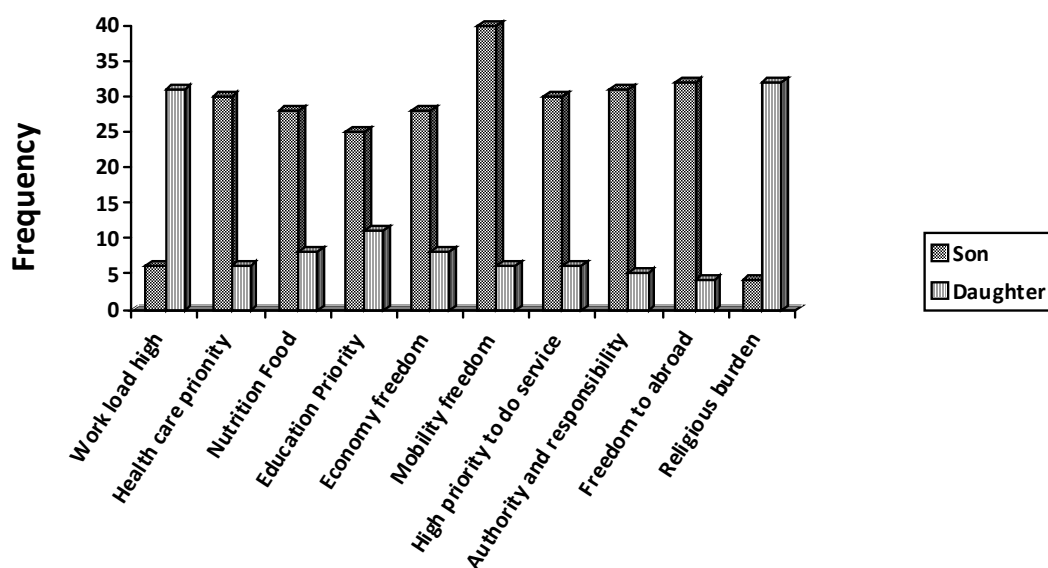
In our society, the roles and responsibilities are determined on the basis of sex differences. Though men and women are said to be equal in principle, they are still discriminated in the society after their birth. They are not equally treated in the family as well as society. Out of 40 respondents, 36 feel that there is discrimination between son and daughter.

**Table 4.22: Areas of Son and Daughter Discriminator**

Areas of son and daughter Discrimination	Son	Percent	Daughter	Percent
Work load high	6	15%	31	77.5%
Health care Priority	30	75%	6	15%
Nutrition Food	28	70%	8	20%
Education Priority	25	62.5%	11	27.5%
Economy freedom	28	70%	8	20%
Mobility freedom	40	75%	6	15%
High priority to do service	30	75%	6	15%
Authority and responsibility	31	77.4	5	12.5%
Freedom to abroad	32	80%	4	10%
Religious burden	4	10%	32	80%

Source: Field survey-2013

**Figure 4.22: Areas of Son and Daughter Discriminator**



In this field survey show, that still son and daughter discrimination. It is difficult to change human nature. It is take a time. The above data indicates that daughters have 77.5% work load whereas it is 15% for son. In the same way, health care priority is also given to son i.e. 75% whereas it is only 15% for daughter. It is also noticed that priority given to son on nutritional food, education, economic freedom, social mobility, priority to involve in service, authority and responsibility, freedom to abroad but religious burden is more for women than males i.e. 80% for daughter and 10% for son.

## CHAPTER - V

### Summary, Conclusion and Recommendation

This chapter summarize the whole study draws the conclusion and makes some applied recommendation for future improvement and advancement of the level of women in socio-economic status of rural women.

#### 5.1. Summary

The Study entitled "Socio-economic Status of Rural Women" analyzes the Ugratara VDC of Kavre District. The study is based on primary data collected from the filed survey and secondary data. There are 125 household in ward no 1 of this VDC. Among this house hold 40 houses hold are taken as sample to collect the required information. This study is attempt to analyze the status of women in terms of socio-economic decision, making power, political, assets ownership and gender disparity.

The majority of women in Nepal are illiterate, residing in rural and engaged in agricultural activities. In this survey out of the 40 household only 22.5% respondents are involved in agriculture but 77.5% of respondents fulfill the another activities like, service, small tea shop, wage labour, business, teaching, student, tailoring etc.

In this case study are majority of the respondents' Brahmin and Chhetri after that Newar, Magar, Giri, Srki, Kami, Dalit.

Most of the women are working for earn money but they have to take permission from their husband and their father and family. Only 10% have their own name land 90% their husband or head of the family names. 62.5% Women have participated in VDC level program and 27.5% women have participated in the training program. May be women have only the 20% to 37% decision making. Mast of the cases females have low decision making in comparison to their male. They can decide like cook, parching daily need.

In this case study, now women participation in village program and education, their mind change they think children must be send the school. Now the concept is change. They impress themselves.

## 5.2. Conclusions

The finding of the study shows the Socio –Economic status of rural women. In each and every aspect women have to bear inferiority than males in most of the places of the country where women have to play only sub- ordinate role in the society. They have low status in health, education, occupation, economic and political participation, They are disadvantaged, deprived and discriminated socially as well as economically and politically within and among the nation.

Women are considered as one of the two wheels of the same cart. They are equally needed in the society. But women who constitute nearly half of the total population have been largely ignored. Marriage is a single most important event in the life of men and women. It determines the social status in the society. Men's life is considered incomplete without women while women have no option except get marriage. The age at marriage of female is low compared to male. The child marriage is prevailing in the society.

Women in rural areas generally less educated than men. Their educational status is lower than that of males it is due to low involvement of girl child in school.

Agriculture is the major source of employment. Most of the female are engaged in chores which are considered as unpaid and unproductive work. The health status of the female is low compared to male. Infant and child girl are discriminated in health care. The women's nutritional status is low. Most of the pregnant are suffering from malnutrition. They are facing deficiency of vitamin 'A' and iron.

Women have low representation in polities. Very few women are involved in polices. After the restoration of democracy, the participation of women ministers in cabinet is uncountable. Sometimes the participation of women is zero. This situation is created by less support of family members, social cultural constraints and lack of political awareness. Therefore they are deprived from political participation opportunities. The political parties don't favor nomination of women candidates as they are not sure to success.

In each and every sector the women status is low, therefore to improve their status, it is necessary to bring them in mainstream of development. Policy and programmed should focus on the gender issues and such policy and programmed should be implemented strictly with from commitment.

Here, for the overall development of country. Women participation is a fundamental factor in all sector of the country. Gender equality is essential factor for the development of all sectors where women can participate fully for the development of economy. Their must be suitable environment for the women and gender equality where government and non-government organization fully participate.

### **5.3. Recommendations**

This study has analyzed socio Economic status in household as well as other activities. Though women's status has been improved in recent days, it is not still satisfactory. The government and non-government organization's initiative to empower females socially and economically did not meet the expectation.

Government has to formulate gender equality policies and programs and should strictly building of women Government and non-government organization have to work in harmony to improve the statues of rural women.

On the basis of the findings of the study the following recommendations are suggested to help to improve the social-economic status of rural women,

Equal participation of male and female should be considered as development issue so, government has to formulate equal participation policy in each level and implement it effectively.

- ) Women should be involved in social and income generation activities so they can improve their social and economic.
- ) Female should be given equal right and avoid discriminatory law against women
- ) Women's decision making status should be improved by providing more opportunity to decide freely in socio-economic sector.

- ) Many poor people do not know about this program. It should be covered entire VDC. Everybody should know the principle of this program.
- ) It was found that most of members were illiterate hence literacy class should be provided.
- ) Special effort should be made in order to reach law and untouchable cast as well as ethnic groups other than Brahmin and Chhetries.
- ) Increasing level of income is helpful to uplift the socio-economic condition.



## References

- Acharya, M. (1995), *Status of Female-Selected Socio-Cultural and Economics Aspects*, Population Monograph of Nepal, Kathmandu: CBS.
- Acharya, M. (1997), *Gender Equality and Empowerment of Women*. A Status Report, UNFPA/Nepal.
- Acharya, M. (1997), *The Status of Women in Nepal*. CEDA/T.U.
- Acharya, M. and Bennett, L. (1983), *Women and Subsistence Sector: Economic Participation and Households Decision Making in Nepal*, World Bank Staff Working Papers 562. The World Bank.
- Bajracharya, B. (1994), *Gender Issues In Nepal Agriculture: A review Report*. Series No. 25, Kathmandu: Winrick International.
- Banjade Lal Mani 2008 "*Socio Economic Impact of DLGPS on Rural Women.*" *Thesis of Patan Campus:*
- Beijing Declaration. 1995. *Fourth World Conference on Women, Beijing*. CBS. 2009. *Nepal in Figures*, HMG/NPC-2009.
- Bernard J. (1976), *The Future of Marriage. Harmonds Worth:* Penguin Book.
- Bhandari Neeru 2010. "*Household Status of Rural Women.*" *Thesis of TU*.
- Bhasin, Kamala. 2002. *Understanding Gender*. New Delhi: Women Unlimited (An Associate of kali for women)3 p.
- Bina Pradhan, *Report, Second Regional Workshops on Strengthening Capacity of NGOs to Enhance the Status of Women (May 4-9, 1996)*.
- Dahal, D.R. (1989), *Women and Children in Nepal; Social and Demographic Perspective*. CDPS, T.U.

- Dahal, M.K. Dahal, D.R. and Acharya, K.P. (1999). *Nepal Foundation for Development Advanced Studies: Development Challenges for Nepal*, NEFAS.
- Dahal, R. M. and Sheikh, M.M. (1997). *Breaking Barriers Building Bridges: A case Study of Women's Empowerment Program, Kathmandu: USAIDS/N's SO3*.
- ILO. 2000. Gender: A partnership of equals, ILO Bureau for Gender Equality, Geneva. 6P.
- Koirala, I. and Mahat, A. (1994), *Gender Analysis and Participatory Research Methods: A Training Report*. Kathmandu: Institute for Integrated Development Studies.
- Population Census 2001 and 2010.*
- Sen Amartya, *An Essay Volume 18- Issue 22, Oct. 27- Nov. 09, 2001*, India's National Magazine from the publishers of The Hindu Faces of Gender Inequality.
- Sharma Silwal. B. 2003. Participation: *A Nepalese Journal of Participatory Development*, Kathmandu, Nepal.
- Sharpa, H. Rai, R. (1996), *Proceeding of the Safe Motherhood: At the family and Community Level Workshop*. Kathmandu: CEDPA and TBAP.
- Shrestha, N. (1994), *Women in Teaching: The Status of Women in Nepal*. Kritipur: CEDA/T.U.
- Shtri, Shakti 1995, *Women Development Democracy: A Case Study of the Socio-Economic Changes in the Status of Women in Nepal 1981-1993* and Shtri Shakti, Kathmandu, Nepal.
- Steering Committee for National Sanitation Action (2001). *A Report on National Sanitation Action Week*.
- UNDP, 2009. *Nepal Human Development Report 2009, Empowerment & Poverty Reduction*, UNDP, Nepal.
- UNICEF. (1992). *Children and Women of Nepal: A Situation Analysis*. Kathmandu: UNICEF.

UNIFEM. 2009. *Gender Budget Audit in Nepal. Kathmandu*; UNIFEM. pp  
13-15

United Nations. 2004. *Country Studies and the CIA World Fact Book*.

Yandung, L. 1993. *Women in politics in Asia and the pacific*, UN.

# Appendix-I

## Interview Schedule

Date:

### 1. General Information

**Name of Respondent:**

Age:

Sex:

**Name of Head of Family:**

VDC:

District:

Zone:

Caste:

Religion:

Language:

**Educational Status:**

i) Illiterate      ii) Can read only      iii) Primary level      iv) Secondary level

v) SLC pass      vi) Intermediate      vii) Above

**Marital Status:**

i) Married      ii) Unmarried      iii) Widow      iv) Divorce

**Occupation:**

i) Student   ii) Business      iii) Teaching      iv) Agricultural Working  
v) Wage Labor   vi) Government Job   vii) Other

**Family Information:**

S.N.	Name	Sex	Age	Marital Status	Relation Respondent	Occupation	Annual Income	Monthly Expenditure	Edu.

**Food Sufficiency Information:**

i) Less than 3 month      ii) 3 months      iii) 6 months  
iv) 9 months      v) 12 month      vi) more than 12 months

## 2. Decision Making

- 1) Who decide get necessary things in your family?  
a) You    b) Father    c) Mother    d) Husband
- 2) Do you decide to go outside?  
a) Yes                      b) No
- 3) Can you ask to your family members about your requirement?  
a) Yes                      b) No

## 3. Role in Household Work

- At what time do you wake up?

.....  
.....

At what time do others wake up?

.....  
.....

Working hours: i) Male ..... ii) Female .....

- Your daily work schedule

.....  
.....

Do your husband/ father help you in household work?

Yes                      No

If yes, what are their works?

.....  
.....

Do you take rest and enough food when you feel tired and hungry?

Yes                      No

If no, why?

.....  
.....

How much land do you hold?

**Owner :**                                      **Ropani**                      **Ana**                      **Paisa**

- Your own name: .....  
 Husband/ Father: .....  
 Total: .....
- Number of Livestock:
- i) Cow ..... ii) Ox ..... iii) Buffalo .....  
 iv) Goats ..... v) Chicken/ Hen .....
- Energy Use:
- i) Firewood ..... ii) Kerosene ..... iii) Crop Residue  
 .....  
 iv) Dung ..... vi) Others .....
- Types of House:
- i) Mud House..... ii) Wooden House.....  
 ii) Living at other House .....

#### 4. Economic Aspects

- Do you have land in your Name?  
 (a) Yes (b) No
- Can your family member take advice to decide about your poverty?  
 (a) Yes (b) No
- Who decide income source?  
 (a) You (b) Husband (c) Father
- Who take income source in your family?  
 (a) You (b) Father (c) Husband
- Can you sell property by yourself?  
 (a) Yes (b) No
- Cropping Pattern: Summer Winter  
 Area: .....  
 Crop: .....

Production: .....

- Who decides this cropping pattern?  
.....  
.
- Is the crop production sufficient for the whole year?  
Yes                      No  
If yes, Surplus:  
.....  
.
- How is it utilized?  
.....  
.
- Who decides?  
.....  
.
- If there is deficit production, how do you cope with the problem?  
i) Agri-labor .....                      ii) Construction labor  
.....  
iii) Income generating activities (Dola, Namlo, etc)                      iv) Others  
.....
- What kind of activities does the female counterpart perform?  
.....  
.....
- Who decides these activities?  
.....  
.....

### 5. Control Over Family Borrowings, Cash And Kind

#### Expenditure:

Deciding Items	Initiator	Persons Consulted	Final Decision Makers





Yes. No.

- Are you involved in any institutions, organizations, groups or clubs?

Yes. No.

If yes, please mention the name, your position and role?

- Did you participate in any program targeted to women? If so, please mention.

.....

.

.....

..

- Do you feel any sort discrimination between son and daughter in the community?

Work:

Health:

Nutrition:

Gender Discrimination:

Need Based Program:

- Do you know the discriminatory law against women in Nepal? Yes/No

If yes, what are they?

a.

b.

c.

- Do all village women involve themselves in community decision?

Yes. No.

- Do you know about women's legal rights? Yes/No

If yes, what are they?

a.

b.

c.

- Who was the main role in your family in the work given below?

S.N.	Type of work	Myself	Husband/ Father	Servant	Other
1	Day to day HH work (cooking,)				
2	Look after animals				
3	Buying things for house				



- Yes. No.
- If yes, what types of family planning measures?
    - i) Temporary ii) Permanent
  - Do you usually have delivery at?
    - i) Home ii) Hospital
  - Do you believe in doctors or faith healers (Dhami/ Jhankri)?
    - i) Yes. ii) No.
  - If yes, are women consulted in this matter?
    - i) Doctors ii) Dhami/ Jhankri iii) Boths
  - Who decide for your education level?
    - i) Father ii) You iii) Mother iv) Husband
  - Can you decide about your reproduction process?
    - i) Yes ii) No
  - Can you decided use family planning measures?
    - i) Yes ii) No
  - Who decide for it?
    - i) You ii) Family Member iii) Husband
  - Can you choose school for your child?
    - i) Yes ii) No

## 9. Educational Aspects:

- Do your children go to school?
 

Yes. No.
- Do you think that girls should go to school?
 

Yes. No.
- If yes, why not?
 

.....
- Who decides whether your children should go to school?
 

.....
- Are you participating in adult literacy class?
 

Yes. No.

- If yes, who made this decision?

.....

### 10. Live Stock Management:

<b>Purchase of Livestock</b>	<b>Who first thought of this idea</b>	<b>Who was consulted</b>	<b>Who decided to purchase/sell</b>	<b>Sale of livestock and livestock products</b>

- Do you give ox (if they have) for hire?

Yes.

No.

- If yes, who decides?

.....

- Who collects grass for the livestock?

.....

- Who looks after the overall maintenance of the livestock?

.....

## APPENDIX- II

### Some Photographs of the Study



**Kavre District**



Agriculture and water resource in Ugratara VDC



A Woman Feeding her Pets



A Woman Sewing the Clothes



Meeting in Cooperatives



Girls Dancing in Ceremony



Water Resource





Jamunpari Goat caring women



School of Ugratara



Women's meeting in Sahakari