

APPENDIX I
Pre- and Post-test

Time: 3 Hrs.

F.M.: 50

P.M.:20

Note: The figures on the right margin show the marks the questions carry

Attempt all questions:

1) Study the following text and do the activities given below.

Long time ago, there lived a carter. He had a horse and donkey in his stable. They lived and worked together. The donkey and the horse should have been good friends. But it was not so. The horse was very proud.

One day, the carter decided to take the grain to the nearby the market for selling. So he loaded the grain on the back of the animals. The carter thought I must be careful. The horse should not be overloaded. I should put only two sacks on his back. He told the donkey, “oh good one the little hard work will not hurt you”. Saying this he put all other sacks on the back of the little animal’s back. The horse carried his light load. The poor donkey found it very difficult. He requested the horse, “Please take some of the load off me”. The horse refused and said, “No, I can’t do that, if our master had wanted me carry load I am sure he would have told me”. “I will faint in a moment”, replied the donkey. Five minutes later the horse saw that the donkey really fainted on the road. The carter said, “There is nothing that can be done now”. And without saying more he piled everything on the horse. “How could I lose such a good donkey”, said the carter and he loaded the donkey also on the horse’s back. The horse thought to himself, It would be better if I had offered to help the donkey when he had asked for it, I would not have to carry such a load”.

Moral: Share the miseries of your friend.

a) Answer the following questions about the story. (5)

- a. Who had a donkey and a horse?
- b. Who was very proud?
- c. How many sacks did the horse carry?
- d. Who asked for the help?
- e. Who was fainted?

b) Fill in the blanks by choosing the words from the boxes given below. (5)

refuse	donkey	stable	road	fainted	loaded
--------	--------	--------	------	---------	--------

1. The horse and the donkey lived in the of the carter.
2. carried much load than the horse.
3. The horse to take donkey's load.
4. The donkey due to over load.
5. At last the carter all the sacks and the donkey on horse's back.

c) Write 'T' for true and 'F' for false statements in the boxes. (5)

1. The donkey and the horse lived in the jungle.
2. The donkey and horse were not good friend.
3. The horse carried heavy load.
4. The horse refused donkey's request.
5. The moral of the story is, "We should not help our friends".

d) Rearrange the following sentences according to the story. (5)


1. Five minutes later the donkey fainted.
2. There lived a carter with a donkey and a horse.
3. The horse refused donkey's request.
4. The donkey asked the horse for help.
5. The carter put two sacks on the back of the horse and all the other load on donkey's back.

2) Look at the pictures and write their names.

(10)



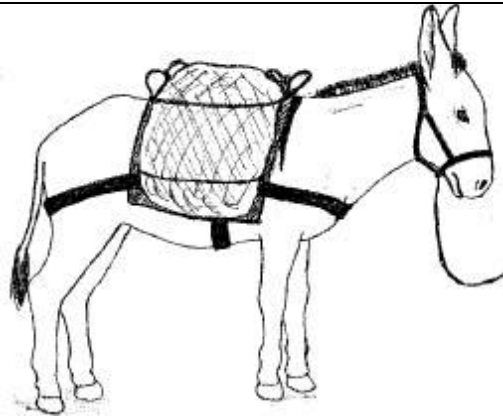
.....



.....



.....



.....




.....



.....



.....



.....



.....



.....


3) Fill in the blanks with the appropriate action verbs in the boxes. (5)

barking	wagging	screaming	carrying	flying	playing
---------	---------	-----------	----------	--------	---------

- a. The horse is its tail.
- b. The boy was a big bag yesterday.
- c. The man is due to fear.
- d. The boys are football on the ground.
- e. The dog is at a man.

4) Look at the pictures and fill in the blanks with action verbs.

(5)




The player is the ball.



Grandmother is..... T.V.



The man is.....



The dog is its tail.



The woman is.....

5) Fill in the blanks using the appropriate preposition from the box. (5)

over	under	on	in	at
------	-------	----	----	----


- a. The man is sitting the tree.
- b. The plane is flying the roof.
- c. The dog is the door.
- d. The bird is the cage.
- e. The computer is the table.

6) Look at the pictures and fill in the blanks with appropriate prepositions.


(5)



The dog is sitting the kennel.



The apple is the book.



The book is the table.



The girl is..... the boys.



The baby is sitting the table.

APPENDIX II
Progressive Test 1

Time: 20m

F.M.:20

P.M.: 08

Attempt all questions

1. Answer the following questions about the story. 5

a. who lost grains and axe into the river?

.....
.....

b. Who offered to help the poor wood cutter?

.....
.....

c. How many axes did the fairy present to the wood cutter?

.....
.....

d. Who dived into the river?

.....
.....

e. what is the moral of the story?

.....
.....

2. Fill in the blanks by choosing the words from the boxes given below. 5

at	in	on	between
----	----	----	---------

a) The banana isthe table.

b) The dog is.....the door.

c) Ram is sitting.....Hari and Gita.

d) He keeps his bookthe table.

e) There is a snakethe box.

3) Fill in the blanks choosing appropriate action verbs from the boxes. 5

flying	screaming	wagging	playing	running	barking
--------	-----------	---------	---------	---------	---------

a) Two boys are.....towards the hospital.

b) Butterflies areover the flowers.

c) The cow isits tail.

d) Hari and Shyam are.....on the ground.

e) Dines is.....due to fear.

4) Write five names of the things you have seen in the story ‘Honesty pays’. 5

Ans:

.....

.....

APPENDIX III
Progressive Test 2

Time: 20m

F.M.:20

P.M.: 08

Attempt all questions

1. Write 'T' for true and 'f' for false statements.

- a. The dog was doctor's favourite pet.
- b. One day he came under a speeding motorbike.
- c. The Master did not lose interest on the dog.
- d.. The dog was able to run up and keeping watch on the factory.
- e. The dog could get master's affection in his life.

2. Fill in the blanks by choosing the words from the boxes given below. 5

at	in	on	between
----	----	----	---------

- a) The sacks are.....the back of the animals.
- b) The fishes are.....the river.
- c) Fruits arethe box..
- d) Some butterflies arethe leaf.
- e) A baby is standingtwo poles.

3) Fill in the blanks choosing appropriate action verbs from the boxes.5

standing	sitting	running	crying	wagging	barking
----------	---------	---------	--------	---------	---------

- a) Two boys are.....on the benches.
- b) Some girls arein front of the house.

c) A small baby isbecause his mother scolded him.

d) Two thieves aretowards the market.

e) Some dogs areat students.

4) Write five words that you have seen in the story master's favourite dog.

Ans.....
.....
.....

.....
.....
2. Fill in the blanks by choosing the words from the boxes given below. 5

at	with	through	over	behind
----	------	---------	------	--------

- a) Students are jumping.....the wall.
- b) Sudhir's house isthe swimming pool.
- c) Kamal is sittingRam.
- d) Our teacher teaches.....chalk-sticks.
- e) Jewel thieves are jumping.....the windows.

3) Fill in the blanks choosing appropriate action verbs from the boxes. 5

moving	running	chasing	swimming	fishing	looking
--------	---------	---------	----------	---------	---------

- a) A cat is.....a rat.
- b) The van is and a young boy isafter the van.
- c) Rahul isat the van.
- d) Gunjan isin the swimming pool.
- e) A fisher man isin the river.

4) write five naming words from the story 'Rabbit and tortoise' that you have watched and read in the classroom. 5

Ans:.....
.....
.....
.....

Name:
Class:
Roll No.:

APPENDIX V
Progressive Test 4

Time: 20m

F.M.:20

P.M.: 08

Attempt all questions

1) Write the answers of the following questions based on the story ‘the snake stumped’.

a) Where did the crow couple build a nest?

Ans:.....
.....
.....

b) Who came and settle down under the banyan tree?

Ans:.....
.....
.....

c) Did the crow couple frighten with reptile?

Ans:.....
.....
.....

d) What did the crow couple decide?

Ans:.....
.....
.....

e) When did the mother crow lead the eggs?

Ans:.....
.....
.....

2. Fill in the blanks with correct prepositions. 5

- a) Sita is standing.....a bench.
- b) The dog is sleeping.....two cats.
- c) You have to run from here.....there.
- d) I see the stars.....night.
- e) Charts are.....the wall.
- f) Nobody can swimthe river.
- g) My books are.....the floor.
- h) Cows arethe cowshed.
- i) My teacher is teaching.....the class.
- j) My puppy sleeps.....my bed.

3) Fill in the blanks choosing appropriate action verbs from the boxes.5

throwing	lying	sneezing	marching	cutting	eating
----------	-------	----------	----------	---------	--------

- a) Look, the man is.....on the road.
- b) Police men are.....on the ground.
- c) Teachers are.....mangoes.
- d) Angel is suffering from common cold. So he is.....
- e) Ankit is.....grass.

4) Make five sentences with the words given below.

Crow couple, fox, grains, snake, nest

Name:

Class:

Roll No.:

APPENDIX I
Pre- and Post-test

Time: 3 Hrs.

F.M.: 50

P.M.:20

Note: The figures on the right margin show the marks the questions carry

Attempt all questions:

7) Study the following text and do the activities given below.

Long time ago, there lived a carter. He had a horse and donkey in his stable. They lived and worked together. The donkey and the horse should have been good friends. But it was not so. The horse was very proud.

One day, the carter decided to take the grain to the nearby the market for selling. So he loaded the grain on the back of the animals. The carter thought I must be careful. The horse should not be overloaded. I should put only two sacks on his back. He told the donkey, “oh good one the little hard work will not hurt you”. Saying this he put all other sacks on the back of the little animal’s back. The horse carried his light load. The poor donkey found it very difficult. He requested the horse, “Please take some of the load off me”. The horse refused and said, “No, I can’t do that, if our master had wanted me carry load I am sure he would have told me”. “I will faint in a moment”, replied the donkey. Five minutes later the horse saw that the donkey really fainted on the road. The carter said, “There is nothing that can be done now”. And without saying more he piled everything on the horse. “How could I lose such a good donkey”, said the carter and he loaded the donkey also on the horse’s back. The horse thought to himself, It would be better if I had offered to help the donkey when he had asked for it, I would not have to carry such a load”.

Moral: Share the miseries of your friend.

e) Answer the following questions about the story. (5)

- a. Who had a donkey and a horse?
- b. Who was very proud?
- c. How many sacks did the horse carry?
- d. Who asked for the help?
- e. Who was fainted?

f) Fill in the blanks by choosing the words from the boxes given below. (5)

refuse	donkey	stable	road	fainted	loaded
--------	--------	--------	------	---------	--------

6. The horse and the donkey lived in the of the carter.
7. carried much load than the horse.
8. The horse to take donkey's load.
9. The donkey due to over load.
10. At last the carter all the sacks and the donkey on horse's back.

g) Write 'T' for true and 'F' for false statements in the boxes. (5)

6. The donkey and the horse lived in the jungle.
7. The donkey and horse were not good friend.
8. The horse carried heavy load.
9. The horse refused donkey's request.
10. The moral of the story is, "We should not help our friends".

h) Rearrange the following sentences according to the story. (5)


6. Five minutes later the donkey fainted.
7. There lived a carter with a donkey and a horse.
8. The horse refused donkey's request.
9. The donkey asked the horse for help.
10. The carter put two sacks on the back of the horse and all the other load on donkey's back.

8) Look at the pictures and write their names.

(10)



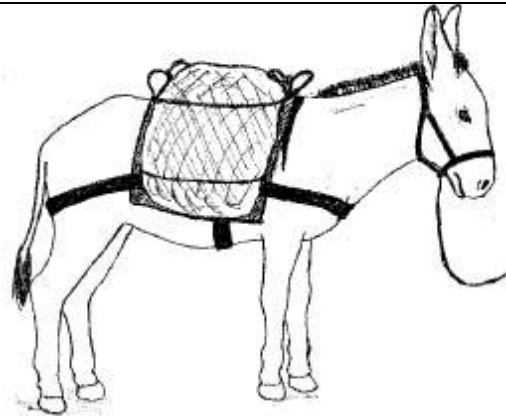
.....



.....



.....




.....




.....



.....



.....



.....



.....



.....


9) Fill in the blanks with the appropriate action verbs in the boxes. (5)

barking	wagging	screaming	carrying	flying	playing
---------	---------	-----------	----------	--------	---------

- a. The horse is its tail.
- b. The boy was a big bag yesterday.
- c. The man is due to fear.
- d. The boys are football on the ground.
- e. The dog is at a man.

10) Look at the pictures and fill in the blanks with action verbs.

(5)




The player is the ball.



Grandmother is T.V.



The man is



The dog is its tail.



The woman is

11) Fill in the blanks using the appropriate preposition from the box. (5)

over	under	on	in	at
------	-------	----	----	----


- a. The man is sitting the tree.
- b. The plane is flying the roof.
- c. The dog is the door.
- d. The bird is the cage.
- e. The computer is the table.

12) Look at the pictures and fill in the blanks with appropriate prepositions.


(5)



The dog is sitting the
kennel.



The apple is the book.



The book is the table.



The girl is the boys.



The baby is sitting the table.

APPENDIX II
Progressive Test 1

Time: 20m

F.M.:20

P.M.: 08

Attempt all questions

1. Answer the following questions about the story. 5

a. Who lost grains and axe into the river?

.....
.....

b. Who offered to help the poor wood cutter?

.....
.....

c. How many axes did the fairy present to the wood cutter?

.....
.....

d. Who dived into the river?

.....
.....

e. What is the moral of the story?

.....
.....

2. Fill in the blanks by choosing the words from the boxes given below. 5

at	in	on	between
----	----	----	---------

a) The banana isthe table.

b) The dog is.....the door.

c) Ram is sitting.....Hari and Gita.

d) He keeps his bookthe table.

e) There is a snakethe box.

3) Fill in the blanks choosing appropriate action verbs from the boxes. 5

flying	screaming	wagging	playing	running	barking
--------	-----------	---------	---------	---------	---------

- a) Two boys are.....towards the hospital.
- b) Butterflies areover the flowers.
- c) The cow isits tail.
- d) Hari and Shyam are.....on the ground.
- e) Dines is.....due to fear.

4) Write five names of the things you have seen in the story ‘Honesty pays’. 5

Ans:

.....

.....

APPENDIX III
Progressive Test 2

Time: 20m

F.M.:20

P.M.: 08

Attempt all questions

1. Write 'T' for true and 'f' for false statements.

- a. The dog was doctor's favourite pet.
- b. One day he came under a speeding motorbike.
- c. The Master did not lose interest on the dog.
- d.. The dog was able to run up and keeping watch on the factory.
- e. The dog could get master's affection in his life.

2. Fill in the blanks by choosing the words from the boxes given below. 5

at	in	on	between
----	----	----	---------

- a) The sacks are.....the back of the animals.
- b) The fishes are.....the river.
- c) Fruits arethe box..
- d) Some butterflies arethe leaf.
- e) A baby is standingtwo poles.

3) Fill in the blanks choosing appropriate action verbs from the boxes.5

standing	sitting	running	crying	wagging	barking
----------	---------	---------	--------	---------	---------

- a) Two boys are.....on the benches.
- b) Some girls arein front of the house.
- c) A small baby isbecause his mother scolded him.
- d) Two thieves aretowards the market.
- e) Some dogs areat students.

4) Write five words that you have seen in the story master's favourite dog.

Ans.....
.....

2. Fill in the blanks by choosing the words from the boxes given below. 5

at	with	through	over	behind
----	------	---------	------	--------

- a) Students are jumping.....the wall.
- b) Sudhir's house isthe swimming pool.
- c) Kamal is sittingRam.
- d) Our teacher teaches.....chalk-sticks.
- e) Jewel thieves are jumping.....the windows.

3) Fill in the blanks choosing appropriate action verbs from the boxes. 5

moving	running	chasing	swimming	fishing	looking
--------	---------	---------	----------	---------	---------

- a) A cat is.....a rat.
- b) The van is and a young boy isafter the van.
- c) Rahul isat the van.
- d) Gunjan isin the swimming pool.
- e) A fisher man isin the river.

4) write five naming words from the story 'Rabbit and tortoise' that you have watched and read in the classroom. 5

Ans:.....
.....
.....
.....

Name:

Class:

Roll No.:

APPENDIX V
Progressive Test 4

Time: 20m

F.M.:20

P.M.: 08

Attempt all questions

2) Write the answers of the following questions based on the story ‘the snake stumped’.

a) Where did the crow couple build a nest?

Ans:.....
.....
.....

b) Who came and settle down under the banyan tree?

Ans:.....
.....
.....

c) Did the crow couple frighten with reptile?

Ans:.....
.....
.....

d) What did the crow couple decide?

Ans:.....
.....
.....

e) When did the mother crow lead the eggs?

Ans:.....
.....
.....

2. Fill in the blanks with correct prepositions. 5

- a) Sita is standing.....a bench.
- b) The dog is sleeping.....two cats.
- c) You have to run from here.....there.
- d) I see the stars.....night.
- e) Charts are.....the wall.
- f) Nobody can swimthe river.
- g) My books are.....the floor.
- h) Cows arethe cowshed.
- i) My teacher is teaching.....the class.
- j) My puppy sleeps.....my bed.

3) Fill in the blanks choosing appropriate action verbs from the boxes.5

throwing	lying	sneezing	marching	cutting	eating
----------	-------	----------	----------	---------	--------

- f) Look, the man is.....on the road.
- g) Police men are.....on the ground.
- h) Teachers are.....mangoes.
- i) Angel is suffering from common cold. So he is.....
- j) Ankit is.....grass.

4) Make five sentences with the words given below.

Crow couple, fox, grains, snake, nest

Name:

Class:

Roll No.:

APPENDIX VI
Some Lesson Plans
Lesson Plan: 1

Subject: English

Grade: II

Unit:

No. of students: 25

Date: 07/01/2068

Period: 2nd

Time: 40 min.

Teaching Item:

A Story: Honesty Pays

Objectives:

At end of the lesson plan the students will be able to write answers to the questions about the story.

Teaching Materials:

- daily used teaching materials
- electronic gadgets (Laptop, Woofer, Monitor, etc.)
- an animated story of “Honesty Pays”.

Warming up:

The teacher will ask students what they would do if they saw a purse falling out of somebody’s pocket and other questions related to honesty.

Presentation:

- The teacher will give the background of the story to the students and ask them to be ready to note down the difficult words or phrases on their notebook.
- The story will be played in front of the students and students will note down the difficult words and phrases.
- The story may be paused two or three times if needed.
- Then after the story is finished the teacher will collect all the difficult words and phrases noted down by the students and write them on the board. She will then explain the meanings of them with appropriate illustrations.
- Then once again the teacher will play the story to the students.

Practice:

The teacher will write some general questions on the board and ask students to write the answer to the questions.

Evaluation:

The teacher will ask students some questions about the story.

Homework:

The teacher will ask students to write the story in their own words.

Lesson Plan: 2

Subject: English

Date: 08/01/2068

Grade: II

Period: 2nd

Unit:

Time: 40 min.

No. of students: 25

Teaching Item:

Prepositions: at, in, on, between

Objectives:

At end of the lesson plan the students will be able to use the given prepositions appropriately.

Teaching Materials:

- daily used teaching materials
- electronic gadgets (Laptop, Woofer, Monitor, etc.)
- an animated clips expressing prepositions; at, in, on, between

Warming up:

The teacher will say some sentences about the class using prepositions of place as give above.

Presentation:

- The teacher will give the background of the lesson.
- The teacher will show the animated clips of the preposition ‘between’ and ask students to say sentence about the event going in that clip. E.g. the boy is standing between the girls, etc.
- The teacher will explain the preposition with some more illustrations.
- The teacher will do same for rest of the prepositions.

Practice:

The teacher will ask students to write some sentences using the given prepositions related to their class and locality.

Evaluation:

The teacher will write some sentences with blank spaces and ask students to fill them with in, on, at, and between.

Homework:

The teacher will ask students to make two sentences out of each preposition that they learned that day.

Lesson Plan: 3

Subject: English

Grade: II

Unit:

No. of students: 25

Date: 09/01/2068

Period: 2nd

Time: 40 min.

Teaching Item:

Action verbs: running, flying, wagging, playing and screaming

Objectives:

At end of the lesson plan the students will be able to use the given prepositions appropriately.

Teaching Materials:

- daily used teaching materials
- electronic gadgets (Laptop, Woofer, Monitor, etc.)
- an animated clips expressing action verbs(running, flying, wagging, playing and screaming)

Warming up:

The teacher will say some sentences about the class using action verbs as given above.

Presentation:

- The teacher will give the background of the teaching item.
- The teacher will show the animated clips of action verb “wagging” and ask students to say sentence about the event going in that clip. E.g. the horse is wagging its tail.
- The teacher will explain the action verbs with some more illustrations.

- The teacher will do same for rest of the other action verbs.

Practice:

The teacher will ask students to write some sentences using the given action verbs related to their class and locality.

Evaluation:

The teacher will write some sentences with blank spaces and ask students to fill them with wagging, running, playing, flying and screaming.

Homework:

The teacher will ask students to make two sentences out of each action verb that they learned that day.

Lesson Plan: 4

Subject: English

Grade: II

Unit:

No. of students: 25

Date: 12/01/2068

Period: 2nd

Time: 40 min.

Teaching Item:

Vocabulary related to the story 'Honesty Pays'

Objectives:

At end of the lesson plan the students will be able to find and use the words (vocabulary) related to the story and related to their surroundings.

Teaching Materials:

- daily used teaching materials
- electronic gadgets (Laptop, Woofer, Monitor, etc.)
- an animated story: Honesty Pays

Warming up:

The teacher will ask the students to remember the story 'Honesty Pays' that they had been taught three days before.

Presentation:

- The teacher will give the background of the teaching item.
- The teacher will show the animated story and ask the students to note down the names of persons, places, things and animals.
- The students will be asked to compare their vocabulary and fulfill them from their friends' if necessary.
- Then the teacher will explain the vocabulary.

Practice:

The teacher will ask students to make a sentence from each word they have noted down.

Evaluation:

The teacher will check the words written by the students as an evaluation.

Homework:

The teacher will ask students to observe their village surrounding and write ten names of person, place, things and animals and make one sentence from each of them.

Lesson Plan: 5

Subject: English

Grade: II

Unit:

No. of students: 25

Date: 14/01/2068

Period: 2nd

Time: 40 min.

Teaching Item:

A Story: Master's favourite dog

Objectives:

At end of the lesson plan the students will be able to:

- explain the story Master's favourite dog briefly.
- differentiate true and false statement.

Teaching Materials:

- daily used teaching materials
- electronic gadgets (Laptop, Woofer, Monitor, etc.)
- an animated story of "Master's favourite dog".

Warming up:

The teacher will ask students some questions related to the story. For

Example: Do you have a favourite pet? Do you like the pet?

Presentation:

- The teacher will give the background of the story to the students and ask them to be ready to listen and watch the story carefully.
- The story will be played in front of the students and students will watch and hear the story carefully.
- The story may be paused two or three times if needed.
- Then after the story is finished the teacher will ask the students to write the story in their copy briefly.
- Then once again the teacher will play the story to the students.

Practice:

The teacher will write some sentences on the board and ask them to differentiate whether they are true or false statement.

Evaluation:

The teacher will ask students to write 10 sentences about the story.

Homework:

The teacher will ask students to write the story in their own words.

Lesson Plan: 6**Subject:** English**Grade:** II**Unit:****No. of students:** 25**Date:** 15/01/2068**Period:** 2nd**Time:** 40 min.**Teaching Item:**

Prepositions: at, in, on, between

Objectives:

At end of the lesson the students will be able:

- to use the given prepositions(at, in, on, between) appropriately.

Teaching Materials:

- daily used teaching materials
- electronic gadgets (Laptop, Woofer, Monitor, etc.)
- animated clips expressing prepositions; at, in, on, between

Warming up:

The teacher will ask some questions: where are you sitting now? Where do you keep your books?, etc.

Presentation:

- The teacher will explain about the lesson which they will be going to study.
- The teacher will show the animated clips of the preposition 'on' and ask students to say sentence about the event going in that clip. E.g. A horse is carrying sacks on his back.

- The teacher will show an animated clip of the preposition ‘on’ and ask students to say about the event of clip. E.g. two butterflies are on the leaf.
- The teacher will do same for rest of the prepositions.

Practice:

The teacher will ask students to write five sentences using the given preposition.

Evaluation:

The teacher will write some sentences with blank spaces and ask students to fill them with in, on, at, and between.

Homework:

The teacher will ask students to make two sentences out of each preposition that they learned that day.

Lesson Plan: 7

Subject: English

Grade: II

Unit:

No. of students: 25

Date: 16/01/2068

Period: 2nd

Time: 40 min.

Teaching Item:

Action verbs: running, standing, crying, playing and barking

Objectives:

At end of the lesson plan the students will be able to use the given action verbs appropriately.

Teaching Materials:

- daily used teaching materials
- electronic gadgets (Laptop, Woofer, Monitor, etc.)
- an animated clips expressing action verbs(running, standing, barking, playing and crying)

Warming up:

The teacher will say some sentences about the class using action verbs as given above.

Presentation:

- The teacher will give the background of the teaching item.
- The teacher will show the animated clip of action verb “barking” and ask students to say sentence about the event of the clip. E.g. the dog is barking to the people.
- The teacher will explain the action verbs with some more illustrations.
- The teacher will do same for rest of the other action verbs.

Practice:

The teacher will ask students to write some sentences using the given action verbs related to their class and locality.

Evaluation:

The teacher will write some sentences with blank spaces and ask students to fill them with wagging, running, playing, crying, barking and standing.

Homework:

The teacher will ask students to make two sentences out of each action verb that they learned that day.

Lesson Plan: 8

Subject: English

Grade: II

Unit:

No. of students: 25

Date: 19/01/2068

Period: 2nd

Time: 40 min.

Teaching Item:

Vocabulary related to the story 'Master's favourite dog'

Objectives:

At end of the lesson plan the students will be able to find and use the words (vocabulary) related to the story and related to their surroundings.

Teaching Materials:

- daily used teaching materials
- electronic gadgets (Laptop, Woofer, Monitor, etc.)
- an animated story: Master's favourite dog

Warming up:

The teacher will ask the students to remember the story 'Master's favourite dog' that they had been taught three days before.

Presentation:

- The teacher will give the background of the teaching item.
- The teacher will show the animated story and ask the students to note down the names of persons, places, things and animals.
- The students will be asked to compare their vocabulary and fulfill them from their friends' if necessary.
- Then the teacher will explain the vocabulary.

Practice:

The teacher will ask students to make a sentence from each word they have noted down.

Evaluation:

The teacher will check the words written by the students as an evaluation.

Homework:

The teacher will ask students to observe their village surrounding and write ten names of person, place, things and animals and make one sentence from each of them.

Lesson Plan: 9

Subject: English

Grade: II

Unit:

No. of students: 25

Date: 21/01/2068

Period: 2nd

Time: 40 min.

Teaching Item:

A Story: Rabbit and Tortoise

Objectives:

At end of the lesson plan the students will be able to:

- tell the story Rabbit and Tortoise briefly.
- rearrange the sentences according to the story.

Teaching Materials:

- daily used teaching materials
- electronic gadgets (Laptop, Woofer, Monitor, etc.)
- an animated story of “Rabbit and Tortoise ”.

Warming up:

The teacher will ask students some questions related to the story. For Example: Do you like rabbit? Did you win the race in your life?

Presentation:

- The teacher will give the background of the story to the students and ask them to be ready to listen and watch the story carefully.
- The story will be played in front of the students and students will watch and hear the story carefully.
- The story may be paused two or three times if needed.
- Then after the story is finished the teacher will ask the students to write the story in their copy briefly.
- Then once again the teacher will play the story to the students.

Practice:

The teacher will write some sentences on the board and ask them to rearrange the sentences according to the story.

Evaluation:

The teacher will ask students to write the story again.

Homework:

The teacher will ask students to write the story in their own words.

APPENDIX VII

Individual Scores of Students in all the Tests

S.N.	Students	Pre-test (out of 50)	Progressive test-1 (out of 20)	Progressive test -2 (out of 20)	Progressive test-3 (out of 20)	Progressive test-4 (out of 20)	Post- test (out of 50)
1	Bhoj Raj Upadhyay	14	10	14	14	15	33
2	Bina Budhathoki	11	09	15	16	17	34
3	Bisal chalaue	11	08	13	19	19	25
4	Dinesh Upadhyay	25	17	19	20	20	47
5	Dipa Budhathoki	15	14	17	18	18	23
6	Dipak Timilsina	18	11	15	16	16	26
7	Dipesh Khatri	08	07	11	17	17	20
8	Dipika Dhami	15	11	16	16	16	32
9	Govinda Chalaune	13	12	15	17	17	26
10	Gunjan Ray	14	08	12	16	16	27
11	Indra Devkota	11	15	16	17	17	37
12	Jeevan Upadhyay	19	16	17	18	18	38
13	Kamal Rawal	18	11	16	18	18	38
14	Khakendra chalaune	02	09	16	17	16	30
15	Manoj Timilsena	17	10	14	15	17	32
16	Prasant Bhandari	13	15	16	16	16	23
17	Raj K. Saud	20	13	15	18	19	44
18	Rosan Timilsena	12	09	13	17	18	26
19	Sarala Bista	10	13	15	17	18	45
20	Sital Rawal	12	13	14	18	17	35
21	Sudhir Rawal	21	18	19	20	20	42
22	Susman Rawal	18	14	17	18	19	31
23	Tapendra B.K.	15	15	17	18	18	38
24	Tapendra Chalaune	10	12	15	19	19	35
25	Tirtha Raj Devkota	09	10	14	19	20	46

Comparison between Scores of the Pre - test and the Post – test

S.N.	Students	Pre-test (out of 50)	Post- test (out of 50)
1	Bhoj Raj Upadhyay	14	33
2	Bina Budhathoki	11	34
3	Bisal Chalaue	11	25
4	Dinesh Upadhyay	25	47
5	Dipa Budhathoki	15	23
6	Dipak Timilsina	18	26
7	Dipesh khatri	08	20
8	Dipika Dhami	15	32
9	Govinda chalaune	13	26
10	Gunjan Ray	14	27
11	Indra Devkota	11	37
12	Jeevan Upadhyay	19	38
13	Kamal Rawal	18	38
14	Khakendra Chalaune	02	30
15	Manoj Timilsena	17	32
16	Prasant Bhandari	13	23
17	Raj K. Saud	20	44
18	Rosan Timilsena	12	26
19	Sarala Bista	10	45
20	Sital Rawal	12	35
21	Sudhir Rawal	21	42
22	Susman Rawal	18	31
23	Tapendra B.K.	15	38
24	Tapendra chalaune	10	35
25	Tirtha Raj Devkota	09	46
Average scores		14.04	33.32

**Comparison between Scores of the First Progressive test and the
Second Progressive test**

S.N.	Students	First Progressive test (out of 20)	Second Progressive test (out of 20)
1	Bhoj Raj Upadhyay	10	14
2	Bina Budhathoki	09	15
3	Bisal Chalaue	08	13
4	Dinesh Upadhyay	17	19
5	Dipa Budhathoki	14	17
6	Dipak Timilsina	11	15
7	Dipesh khatri	07	11
8	Dipika Dhami	11	16
9	Govinda Chalaune	12	15
10	Gunjan Ray	08	12
11	Indra Devkota	15	16
12	Jeevan Upadhyay	16	17
13	Kamal Rawal	11	16
14	Khakendra Chalaune	09	16
15	Manoj Timilsena	10	14
16	Prasant Bhandari	15	16
17	Raj K. Saud	13	15
18	Rosan Timilsena	09	13
19	Sarala Bista	13	15
20	Sital Rawal	13	14
21	Sudhir Rawal	18	19
22	Susman Rawal	14	17
23	Tapendra B.K.	15	17
24	Tapendra Chalaune	12	15
25	Tirtha Raj Devkota	10	14
Average score		12	15.24

**Comparison between Scores of the Second Progressive test and the
Third Progressive test**

S.N.	Students	Second Progressive test (out of 20)	Third Progressive test (out of 20)
1	Bhoj Raj Upadhyay	14	14
2	Bina Budhathoki	15	16
3	Bisal Chalaue	13	19
4	Dinesh Upadhyay	19	20
5	Dipa Budhathoki	17	18
6	Dipak Timilsina	15	16
7	Dipesh Khatri	11	17
8	Dipika Dhami	16	16
9	Govinda Chalaune	15	17
10	Gunjan Ray	12	16
11	Indra Devkota	16	17
12	Jeevan Upadhyay	17	18
13	Kamal Rawal	16	18
14	Khakendra Chalaune	16	17
15	Manoj Timilsena	14	15
16	Prasant Bhandari	16	16
17	Raj K. Saud	15	18
18	Rosan Timilsena	13	17
19	Sarala Bista	15	17
20	Sital Rawal	14	18
21	Sudhir Rawal	19	20
22	Susman Rawal	17	18
23	Tapendra B.K.	17	18
24	Tapendra Chalaune	15	19
25	Tirtha Raj Devkota	14	19
Average Score		15.24	17.36

**Comparison between Scores of the Third Progressive test and the
Fourth Progressive test**

S.N.	Students	Third Progressive test (out of 20)	Fourth Progressive test (out of 20)
1	Bhoj Raj Upadhyay	14	15
2	Bina Budhathoki	16	17
3	Bisal Chalaue	19	19
4	Dinesh Upadhyay	20	20
5	Dipa Budhathoki	18	18
6	Dipak Timilsina	16	16
7	Dipesh Khatri	17	17
8	Dipika Dhami	16	16
9	Govinda Chalaune	17	17
10	Gunjan Ray	16	16
11	Indra Devkota	17	17
12	Jeevan Upadhyay	18	18
13	Kamal Rawal	18	18
14	Khakendra Chalaune	17	16
15	Manoj Timilsena	15	17
16	Prasant Bhandari	16	16
17	Raj K. Saud	18	19
18	Rosan Timilsena	17	18
19	Sarala Bista	17	18
20	Sital Rawal	18	17
21	Sudhir Rawal	20	20
22	Susman Rawal	18	19
23	Tapendra B.K.	18	18
24	Tapendra Chalaune	19	19
25	Tirtha Raj Devkota	19	20
Average Score		17.36	17.64