

SOCIO-ECONOMIC STATUS OF WOMEN IN NEPAL

(A Case Study of Juropani VDC of Jhapa District)

A Thesis Report

Submitted to

The Central Department of Rural Development

**Faculty of Humanities and Social Sciences for the Partial Fulfillment of Master's
Degree in Rural Development**

Submitted by

Januka Basnet

Exam Roll No.: 280963

Regd. No.: 6-1-208-19-97

Central Department of Rural Development

Tribhuvan University

Kirtipur, Kathmandu

July 2011

LETTER OF RECOMMENDATION

This thesis entitled “Socio-Economic Status of Women in Nepal: A Case Study of Juropani VDC of Jhapa District” has been prepared by Miss. Januka Basnet under my guidance and supervision for the partial fulfillment of the requirements for the degree of Master of Arts in Rural Development. Hence, I forward it with recommendation for acceptance.

.....

Mr. Ratna Mani Nepal

Thesis Supervisor

Central Department of Rural Development

Tribhuvan University,

Kirtipur, Kathmandu,

Date:

APPROVAL CERTIFICATE

This is to certify that the thesis entitled “Socio-Economic Status of Women in Nepal: A Case Study of Juropani VDC of Jhapa District” written and submitted by Miss. Januka Basnet has been examined. It has been declared successful for fulfillment of the academic requirements towards the completion of Master of Arts in Rural Development.

Approved by:

.....

Prof. Dr. Pradeep Kumar Khadka

(Head of the Department)

.....

(External Examiner)

.....

Mr. Ratna Mani Nepal

(Thesis Supervisor)

Date:

ACKNOWLEDGEMENT

The thesis entitled *Socio-Economic status of women in Nepal: A Case Study of Juropani VDC, Jhapa* has been undertaken for the partial fulfillment of the requirements for the master Degree of Arts in Rural Development. Due to the lack of space, it is impossible to include the names of all people who helped in my work. However, I could not escape without mentioning the names of those individuals whose supports, advice, enhancement and motivation have become life long guidance to me. I would like to express my deep gratitude to all of them.

Fist of all, I would like to express, sincere gratitude to my thesis supervisor, Ratna Mani Nepal, Central Department of the Rural Development, T.U., Kirtipur, who offered me excellent and expert guidance. I would also like to express my sincere gratitude to Prof. Dr. Pradeep Kumar Khadka, the Head of the Department of Rural Development for this valuable suggestion as well as all the teachers and staff of the Development for their kind cooperation.

I would like to thank my dear brother Nirajan Basnet for providing me valuable help suggestion while preparing this work. I am also indebted to my friends and parents for their co operation and encouraging me to complete my studies at this level.

Lastly, I would like to express my thanks to K. P. M, K. M. computer & communication service for computer task.

Aug 2011

Januka Basnet

ABSTRACT

The socio-economic status of women means the status of women in socio-economic view point. The social status describes about demographic characteristics, caste and ethnicity, religion, family structure, marriage pattern etc. Similarly the economic status describes level of income, source of income, employment, income generating activities and so on. All these factors affect in the development of human beings. If any family is suffering through weak social and economic status then the family has to face many difficulties to get opportunities. Even in case of women, they have a high social status but they may not have rights for self decision making and economic opportunities.

The study tries to reflect the actual social and economic status of women of Juropani VDC, Ward no.1 located in Jhapa district, has been selected as the study area because the village has the population with multi ethnic and multi cultural groups. In Juropani VDC, the total population is 11254 and that of the Ward no. 1 is 1309 where 673 are male and 636 are female in 211 households (Juropani VDC, 2003). Among the 636 females, 40 were selected for the study on random sampling basis, the major profession of the women is agriculture. Some women were found involving in small business, service and wage labour etc.

This study has been analysis “socio-economic status of women” in Juropani Village Development committee, Ward no. 1, Jhapa. Both married and unmarried women ages of 16 to 60 years were interviewed through simple random sampling. The objectives of the present study were to find out the socio-economic condition of the women in the study area like social aspect, caste and ethnicity, religion, education, marital status, family structure, position in the family, work load, economic aspects, occupation, size of land holding, food sufficiency, livestock, income sources, personal property, decision making process, health status potential problems of women and suggestions to improve their condition of social and economical status and so on.

The decision making process indicates one’s status in his/her family. In the study area the decision making power of the women was found major in some sectors such as buying/selling of agricultural products, cooking, forming, celebrating festivals and schooling children. But in case of buying/selling of land, households, cattle,

arranging marriage, medical treatment and the women's role was found minor. In case of health sector, the study area was found getting facilities of health post and herb practitioners.

However man and women are assumed two wheel of a cart, the women have been behaved as second-class people, but it is not true in practice. The government Political parties, NGOs and INGOs should bring their commitment for uplift of women in social, economic and personal freedom. The government should make amendment in many current policies and laws to ensure the women's rights in different sectors such as education, employment, health etc. in employment certain percentage of seats should be reserved for women. Similarly the political parties should increase women's active participation in policy level, central level etc. on other hand all the women should be capable to accept all challenges confronting in the way of their development.

CONTENTS

Recommendation Letter	i
Approval Letter	ii
Acknowledgement	iii
Abstract	iv
Contents	vi
List of Tables	ix
Abbreviations	x
CHAPTER ONE: INTRODUCTION	20
1.1 Background of the study	20
1.2 Statement of the Problem	23
1.3 Objective of the Study	25
1.4 Rationale of the Study	25
1.5 Limitation of the Study	26
1.6 Organizations of the Study	26
CHAPTER TWO: REVIEW OF LITERATURE	28
2.1 Conceptual Review	28
2.1.1 Review of Related Studies	9
2.1.2 Women and General Social Status	10
2.1.3 Women and Economy	30
2.1.4 Women and Education	31
2.1.5 Women and Health	32
2.1.6 Marital Status of Women	34
2.1.7 Women and Property Right	35
2.1.8 Workload of Women in Nepal	36
2.1.9 Women in Decision Making	37
2.2 Government Policies for the Advancement of Women	39
CHAPTER THREE: RESEARCH METHODOLOGY	40
3.1 Rationale for the Selection of the Study Area	40
3.2 Research Design	40

3.3	Sampling Procedure	40
3.4	Source of Data Collection	41
3.5	Data Collection Tools and Techniques	41
3.5.1	Household Survey	41
3.5.2	Key Informants Interview	41
3.5.3	Observations and Field Visit	41
3.5.4	Questionnaire	42
3.5.5	Secondary data	42
3.5.6	Data Processing and Analysis	42

CHAPTER FOUR: DATA ANALYSIS AND PRESENTATION OF THE STUDY AREA **43**

4.1	General Information of the Study Area	43
4.2	Settlement Pattern	43
4.3	Socio-demographic Characteristic of the Women	44
4.3.1	Social status of Women	44
4.3.1.1	Level of Education of Women	44
4.3.1.2	Caste & Ethnicity of the Women	45
4.3.1.3	Age of the Women (Age composition)	46
4.3.1.4	Marital Status	47
4.3.1.5	Distribution of Women on the Basis of Marital Status	48
4.3.1.6	Life partner Choosing Process	49
4.3.1.7	Family Structure	50
4.3.1.8	Religion	51
4.3.1.9	Workload of Women in the Family	51
4.3.1.10	Women Treatment Place	52
4.3.1.11	Importance of Son/ Daughter	53
4.3.1.12	Assistance Received from Trained Health Worker during Pregnancy and Delivery	54
4.3.1.13	T.T. Vaccination during the Period of Pregnancy	55
4.4	Economic Status of Women	56
4.4.1	Occupation of Women	56
4.4.2	Main Source of Income	57
4.4.3	Land Holding	58

4.4.4	Food Sufficiency	58
4.4.5	Women's Income Source	59
4.4.6	Women's Annual Income	60
4.4.7	Direct Earning Source of Women	61
4.4.8	Direct Annual Income of Women	62
4.4.9	Livestock	63
4.4.10	Number of Livestock of Women	64
4.4.11	Contribution of Livestock toward Women's Income	65
4.4.12	Personal Property	66
4.4.13	Women View about Taking Loan	66
4.4.14	Purpose of Taking Loan	67
4.4.15	Extra Income Generating Activities of the Women	68
4.5	Role of Women in Decision making Process	68
4.5.1	Decision on Purchasing Household Goods	69
4.5.2	Decision on Household Expenditure	69
4.5.3	Decision on Expenditure of Children's Education	70
4.5.4	Decision on Treatment for Sickness	71
4.5.5	Decision on to Go social Activities	71
4.5.6	Represented at Social Organization	72
4.5.7	Views Toward female's Decision making Power	73
4.6	Work Loads of Women	74
4.8	Stated Suggestion to Improve the Socio-Economic Status of Women	76
4.9	Problems Faced by Women in Decision Making Process	77
4.10	Conclusion	77
CHAPTER V: SUMMARY, CONCLUSION AND RECOMMENDATION		79
5.1	summary	79
5.2	Conclusion	82
5.3	Recommendation	83
BIBLIOGRAPHY		84

LIST OF TABLES

Table 4.1	Distribution of women by literacy in the study Area	45
Table 4.2	Distribution of women by caste in the study Area	46
Table 4.3	Women by Age	47
Table 4.4	Age at Marriage of Women in the Study Area	48
Table 4.5	Distribution of the Women's Marital Status	48
Table 4.6	Distribution is the Women on the Basis of Family Structure	50
Table 4.7	Distribution of the Women by Religion in the Study Area	51
Table 4.8	Distribution of Women on the Basis of workload	52
Table 4.9	Distribution of Women on the Basis of place for the Health Treatment	53
Table 4.10	Importance of Son/Daughter from Women	54
Table 4.11	Distribution of Women on the Basis of Assistance Received from Trained Health Worker during Pregnancy and Delivery	54
Table 4.12	Distribution of T.T. Vaccinated Wome during the Period of Pregnancy	55
Table 4.13	Occupation of Women	56
Table 4.14	Landholding size of the Woment's Family	58
Table 4.15	Food Sufficiency from Family Land	59
Table 4.16	Family Income Source of the Women	60
Table 4.17	Annual Women's Income Size	61
Table 4.18	Distribution of Women on the Basis of their Own Direct Income	61
Table 4.19	Women on the Basis of their Direct Annual Income From various sources	62
Table 4.20	Number of Livestock among All Women	63
Table 4.21	Women's Number of Livestock	64
Table 4.22	Contribution of Livestock toward Women's Income	65
Table 4.23	View about Taking Loan	66
Table 4.24	Source of Loan	67
Table 4.25	Purposed Taking Loan	67
Table 4.26	Involvements in any Extra Income Generating Activities	68
Table 4.28	Decision on Household Expenditure	70
Table 4.29	Decision on Expenditure of Children's education	70
Table 4.30	Decision on Treatment for Sickness	71
Table 4.31	Distribution of Households by Decision on to Go social activities	72
Table 4.32	Represented at Social Organization	72
Table 4.33	Women of the View on their Role in Decision Making Process	73
Table 4.34	Reasons of Backwardness of Female	75
Table 4.35	Distribution of Women on the Basis of Stated Suggestions to Improved the Socio-Economic Status of Women	76

LIST OF FIGURES

Figure 4.1	Distribution of Women on the Basis of Life Partner Choosing Process	49
Figure 4.2	Source of Income of the Women	57
Figure 4.3	Distributions of Women on the Basis of Having Livestock	65

ABBREVIATIONS/ACRONYMS

%	-	Percentage
&	-	And
ADB	-	Asian Development Bank
BA	-	Bachelor in Arts
CBS	-	Central Bureaus of Statistics
CEDA	-	Centre for Economic, Development & Administration
DDC	-	District Development Committee
HDP	-	Human Development Programme
HHS	-	Households
i.e.	-	That is
IA	-	Intermediate of Arts
MA	-	Master in Arts
MOH	-	Ministry of Health
NGO	-	Non Governmental Organization
NHDR	-	Nepal Human Development Report
No	-	Number
NPC	-	National Planning Commission
NRs	-	Nepal Rupees
Org	-	Organizations
Rs	-	Rupees
SARC	-	South Asian Association of Regional Cooperation
SLC	-	School Leaving Certificate
TU	-	Tribhuvan University
TV	-	Television
UN	-	United Nations
UNDP	-	United Nations Development Programme
UNICEF	-	United Nations Children's Education Fund
VDC	-	Village Development Committee

Questionnaire for study of "Social–Economic Status of Women" in Juropani VDC of Jhapa District.

Schedule for House Survey

Schedule No: -.....

Date of Information: -.....

Ward No: -.....

Name of Village: -.....

A. SOCIAL STATUS

Personal Profile

1. a. Name of Respondent:
- b. Age: -.....
- c. Sex: - (i) Male (ii) Female
- d. Religion: - (i) Hindu (ii) Buddhism (iii) Christian (iv) Other
- e. Caste: -.....

2. Education:-

- a. Can't read write b. Able to read and write c. Below S.L.C d. S.L.C
e. I.A, B.A, f. Over.....

3. Married Status of Respondent

- a. Married b. Unmarried c. Widow/widower

4. No. of children:-

- a. Son..... b. Daughter..... c. Total.....

5. Family Structure

- a. Nuclear family b. Joint c. Extended

6. What is the process of choosing life partner?

- a. Love marriage b. Arrange marriage c. Other, Specify

7. Where do you go for treatment?

- a. Hospital b. Clinic c. Dhama d. Others

8. When is your wake up and sleeping time?

a. Wake up time..... b. sleeping time.....

9. Are you the member of any social organization?

a. yes..... b. no..... c. if yes, specify.....

10. Have you ever consulted a medical doctor/health practitioner during the period of pregnancy?

a. Yes..... b. no..... c. if yes, how many times.....

11. Have you ever vaccinated with T.T vaccine during the period of pregnancy?

a. yes..... b. no.....

12. Have you get assisted from trained health worker during child delivery?

a. yes..... b. no.....

B.ECONOMIC STATUS

1. What is your main income source?

a. Agriculture b. Business c. Cottage industries d. Poultry e. Dairy
f. Livestock g. Service h. Labor wage i. Other, specify.....

2. Do you have any ownership of fixed asset in your own name? (e.g. Land, home, domestic animals)

If yes, specify.....

a Bigha b. Kattha c. Dhur

3. How many months does your family feed from you family from production?

a. 3 months b. 6 months c. 9 months d. 12 months
e. More then 12 months

4. Please, mention the annual income of your family

Rs.....

5. For what purpose, your family spends the income?

a. Food b. Cloths c. Education d. Health
e. Own self f. Agriculture
g. Others specify.....

12. What do you think should be done to uplift your status?

.....

C. ROLE IN DECISION MAKING PROCESS

1. Do you participate in any decision making process in your family?

- a. Yes b. No

If yes, describe in what type of decision-making role you or involve with?

S.N	Activities	Male	Female	House Consult
1.	Buying daily necessities			
2.	Buying clothes			
3.	Religious work			
4.	Treatment			
5.	Agriculture work			
6.	Saving			
7.	Taking loan			
8.	Utilization of saving			
9.	Animal care			
10.	Start new income generating activities			
11.	Buy utensils			
12.	Face social meeting			

2. Whose decision making buying/selling in your family?

- a. Mother b. Father c. Mother in law d. Father in law
 e. son f. husband g. house consult h. others.....

3. Whom do you take in your family decision making for educational/health expenditure?

- a. you b. Father c. Mother in law d. Father in law
 e. son f. husband g. house consult h. others.....

4. Do you involved in any out-door activities?

- a. Yes b. No c. Yes, specify.....

5. What is your role in participation?

- a. Good b. Bad
c. Others specify
.....

6. What is your role in decision making level in involved institutions?

- a. Main b. Normal
c. Others, specify.....

7. What is your perception in participation of the outdoor activities?

.....
.....

8. Whom do you ask for your expenditure?

- a. Mother b. Father c. Mother in law
d. Father in law e. son f. husband
g. house consult h. other.....

CHAPTER ONE

INTRODUCTION

1.1 Background of the Study

Nepal is situated in south eastern part of Asia, just south of great Himalayan ranges. It is roughly rectangular on shape with a total area of 1, 47,181sq.km. which is surrounded by India in the east, south and west and china in the north. It is multiethnic, multicast, multicultural, multi religious, multi linguistic independent, domestic and a small landlocked with great natural beauty, abundant natural resources and a diverse agro-climatic developing country with an total area's covered mainly (more then 80%) with rural village. The whole country has been divide into three region; Terai, Hill and Himalayan , the Terai region covers the 17% , Hill 68% and Himalayan 15% of the total area's which is 3 major regions mountain Hill and Terai accommodating 7.3, 44.3 and 48.4 % of population respectively. There are 5 development regions, 14 zones and 75 districts for administrative and development purpose. Districts are further divided into small units called municipalities and village Development communities (VDC) currently there are 58 Municipalities and 3913 VDCs in the country (CBS 2001).

From the economic and social point of view, Nepal is too much backward. The majority of population lives in rural areas. The major economic activity is agriculture and the rest includes manufacturing, trade, commerce and services. The economy is agro-based, 90% people are dependent on this sector and above 60% national income is generated from this sector. Agriculture covers above 70% of exportable goods thought it is profoundly based on agriculture but the output of agriculture is promising. The dependency in monsoon and use of traditional means of production are the major constraints of agriculture. In actual sense the agro-production cannot suffice the demand of growing population per year.

The Nepalese household is a joint family structure. Because of this a large number of the families are often dependent on the few active members. Another factor is that a large section of population falls with an age groups under 15 and above 60 years. It is also interesting to note that the families in Nepal participate less in the total labor

force. The literacy rate is 54.1%, life expectancy at birth 62.2 years, total fertility rate 3.7 per women, crude birth rate 31.28 and crude death rate 9.22 per thousand populations during the year 2004. Infant mortality rate is 64.4 and child mortality rate 91.2 per thousand live births during the year 2001 (CBS 2004). Nepalese women don't have their own identity as a human being. They are associated with poor health, illiteracy, unemployment and over loaded. Male dominance and female subordination pervades women's full life cycle. In compare to male, the life expectancy of female is low.

In Nepal the literacy rate is 54.1% among them males are 65.1% and females are 42.5% only (CBS 2003). Literate males are nearly 23% greater than literate females. In primary level education the net enrollment rate is 80.4%. Among them 74.8% are girls and 86.0% are boys. The primary level of education enrollment for girls is nearly 12% lower than that of the boys. It indicates more boys are enrolled at this level in comparison to the girls. This figure seems increasing higher level than primary level because more females are deprived of higher education.

In the country, the population of women constitutes more than 50% out of total population. But very few women have been able to make their significant role in nation's development. Majority of women do not feel that they can compete with men and they are dominated by men in all sectors such as social, cultural, political, economic, education etc.

The proportion of females in the total labor forces decreased after the age of 15 and over. About 57% of the total population at the age of 10 and over was economically active 81% of the economically active population were engaged either as farmers or as fisherman (Bastola, 1993). It is obvious that women constitute more than half of the population of Nepal. The census shows that women exceed men by 23,521 by numbers. Most of them are living in rural areas about 86% of the total population are living in rural areas and only a little part about 14% of the total population are in urban area (CBS, 2001).

In most of the developing country women are deprived their basic rights and opportunities. As a result women in these countries are backward less educated and more dependent on their male counterparts Because of backwardness of women such

societies are also backward. One of the major cause of backwardness and slow pace of development in developing word is the negligence in gender equality.

The contributions of women, who constitute 50%of population and important role in the family, economy and society, have hardly been recognized especially in the developing nations. Majority of the third world women are deprived of their right and opportunities to be marginalized legally, politically, socially, economically and culturally (Pradhan, 2005)

In Nepal, the minimum legal age of marriage is 21 years for males and 18 years for females without consent of guardian. The age limit is low with consent of guardian such as 18 years for males and 16 years for females. However it expected that there is a prevalence of child marriage in the society and there is practice of marriage below those legal age limit. In totality female have low participation in different walk of life in political, socio-economic field, and decision making level. Mainly male have predominant role and female are deprived from various facilities and opportunities. They have low access to resources due to lack of low involvement in decision making process. Though, now a day's female's participation in decision making has been increased due to mandatory provision of government for women's rights but it is not satisfactory in rural term. Therefore, we should be aware and empower the women to develop their capacity and increase the socio-economic, political and decision making status and bring them in to the main stream of national affairs.

Women have little role in family decision-makings due to their illiteracy and non-involvement in direct income generating works. Nepalese society in male dominated where women's decision making authority come only after the men's. The women make decisions only when male are not in the home or they have gone outside their village. In the same manner, while making decisions on agricultural sector, women's role is limited only to seed and manure section. The women make 18.5% decision by themselves and 12.5% jointly with men.

Women suffer from many healths related problems since they have no easy access to healthcare services and facilities especially in the villages. It is a manner of sadness that maternal mortality and mobility rates in Nepal are the highest in south Asia. About 539 out of 100,000 mothers giving live births lose their lives. Hemorrhage,

syphilis, hypertension disorders, obstructed labor and anemia are some of the major causes of death. A large number of women in rural parts are compelled to face health problems and premature death due to lack of awareness and unavailability of health facilities and trained health personnel (Dahal, 2004).

Nepalese women are daughter, wives and mothers. However, they are not recognized. As individuals with their own identities despite the fact, that they are as human as men are. Society has regarded women to the lowest rank and to a submissive role, confined to the home and farm and their responsibilities there due to their material function. They are discouraged and prevented to take part in public life (Subedi, 1993).

It is bitter reality that the Nepalese women are still backward and underprivileged in many respects despite some initiatives taken to raise their social, financial, health and legal status. The age- old patriarchal social structure and gender discrimination can be taken as the root causes behind the backwardness of women. Almost all the women are engaged in agriculture and contribute more than men do but not recognized as farmers. The inheritance pattern of parents' property might have the root source of their discrimination. They have very limited accesses to education, health, employment, income generation and political and legal rights due to the existing gender discrimination.

1.2 Statement of the Problem

In general, women have less access to income, wealth, modern avenues of employment and educational health facilities than men. It is true that human resources should be developed to raise the community as the nation for this rapid progress in building the women capabilities and in closing the gender gaps in those capabilities is necessary. The status of women in Tibetan- Nepalese communities generally is relatively better than other women. Women from low caste group also enjoyed relatively more autonomy and freedom than that of Chhetri and Brahman women (Acharya, 1995).

Women lower status inspires them to have large family size, it entirely depends upon their education, income etc. women's education occupation of children and ultimately

it helps to improve the overall well being of the family. The senior female member played a commanding role within the family by controlling resources, making, crucial planting and harvesting decisions and determining the expenses and budget allocation. Yet women live remains centered on their traditional roles like taking care of most household chores. Fetching water, fodder and doing from works. The workload of women is very high as compared to men. The average workload of women is 610 minutes per day and that of the men is 550 minutes per day, in urban area it is 579 minutes per day (UNDP & South Asia HDR, 1999).

The discrimination between women and men generally starts from the childhood. Girls usually receive less quality and less nutritional verities of food than boys and are less likely to receive medical care. In many households, the girl child's work day begins before sunrise and ends long after dark –In three mid or late teens, most of the rural girls are sent away in arranged marriage, to take on the additional burdens of motherhood, more than half of Nepal's population comprises of women. In spite of this dominant majority, the irony of fate lies here. Women have various problems, which are centuries old they suffer much oppression, suppression all over the country; more in the rural area then in the urban. They are the victims of the circumstances, which have taken created due to gender discrimination, which persists in Nepal from 'cradle to grave'.

Nepal has amongst the highest indices of son preference in the word. Sons are desired because they carry on the family name and represent the old age insurance; however, property is transmitted through them from one generation to next. They are required to conduct ritual at and after the death of father to secure his spiritual salvation. Among orthodox Hindu groups, the birthday of a boy is an occasion for rejoicing while the coming of a girl, especially a third or fourth one is cause for disappointment. **“To be born a daughter is a misfortune”** and **“Let it be later, but let it be a son”** are common saying in Nepal's society (Ghimire, 1991).

In Nepali society, whether Hindu or Buddhist, male birth is preferred because son must light their parent's funeral pyres and continue their family line (Dahal, 1992).

In this way it can be said that the lower status of women is a very serious problem of Nepal.

- Women's condition is poor, exploited and they have long working hours.
- Poor socio-economic status is general, but for women in particular.
- Women from lower caste and ethnic communities have been more exploited.
- No employment opportunities in rural areas.
- The level of sanitation is low.
- The extent of malnutrition especially among women & children is high.
- Fragmentation of land due to the tenancy of nuclear family.
- There exists a big disparity between male and female literacy.
- Women are heavily involved in agriculture production.
- The family decision making is mainly by male.
- The youth from the rural area drink and pester the girls and also attack other people.

Therefore, it is very important to look into the matter with the view of gender perspective in all families and household activities. This study tends to look into various aspects of gender equalities and discriminations prevailing between male & female.

1.3 Objective of the Study

The main objective of the study is to find out the socio-economic status of women in the study area. The specific objectives of the study are follows:

- i. To find out the social status of women in the study area.
- ii. To study the economic status of the women in the study area.
- iii. To examine the role of women in decision making process.

1.4 Rationale of the Study

There is famous slogan in our society that ‘**Men and women are the two wheels of same cart**’, but in Nepal women are living in second class level. This study attempts to reflect the women's status in term of socio-economic, demographic and their activities by analyzing the social, educational occupational, health and level of women and also tries to interpret the existing gap between males and female in terms

of prevailing status in Nepal. This study shows the whole picture of women and their role in socio-economic development.

The main aim of this study is that the academician's and researcher's interest in this study of Nepali sociology will get new input to compare and go deep in the problem. The society which academic pursuit of social problem that remains in the shade of hill and jungles for the social development of the country be uncovered. It will provide new set of literature in status of rural women and their problems which will make the way toward this searching process easier in the future. This study would help for further research, the policy makers and planners to drive some useful insights from the finding, which will be useful in formulating more effective and suitable policies.

1.5 Limitation of the Study

The study covers only the study of socio economic status of women in Juropani VDC, Ward no. 1. Only one ward of, Juropani VDC is chosen for the study. However it does not represent the exact situation of other VDCs, but it will be able to reflect a general assumption at regional level.

The study has following limitations.

- I. The study is based on small sample size of Juropani VDC of Jhapa district. Thus the finding may not be generalized to the district and national level.
- II. This study examines socio-economic position of women and gender relation of some selected households. Therefore it does not include all the aspect of gender relations.

1.6 Organizations of the Study

The dissertation has been divided into five chapters. The first chapter will be related with the introduction, which includes background of the study, statement of the problems, objectives, importance, limitation and organization of the study. Chapter two will be related with literature review and it deals review of literature and conceptual framework.

Chapter three is related with research methodology which includes the research design, selection of the study area, sample design, nature & source of data, techniques of data collection and data analysis. Chapter Four provides the general features of study area which includes demography and socio-economic situation of study area and in this chapter will be related with social, educational and economic status of women in the study area and analysis the present data.

In chapter five describes summary, conclusion and recommendations. After this references and appendices are organized.

CHAPTER TWO

REVIEW OF LITERATURE

An attempt has been made to review the available resources related to socio-economic status of women in order to make the more meaningful. This includes the review of published research articles published and unpublished dissertations and thesis, reports. So this chapter covers socio-economic status of women in general. Some of the selected studies have been reviewed and presented here.

2.1 Conceptual Review

2.1.1 Review of Related Studies

The pace of change in women's condition and their role in the society is not equal in all the nook and corner of the world. But it has been changing at present all over the world with this changing conditions and changing role of women in the society there have appeared "shift and cracks in the bed rock of tradition in all the countries of the world". This change is the outcome of the long process and the endeavors mode by national and international women's organization and supporters of the feminist movements of the world.

United Nations declared from 1975 to 1985 as women's decade. This decade led to the birth of a concept "women in development" approach. The term women in development was coined by committee of women of the chapter of the society for international development at Washington D.C. with the approach of women in development, focus shifted from reproductive roles of women to productive roles. Main argument of this approach was that development interventions have focused men only. This has resulted in marginalizing women from development area. To overcome this constraint, women in development approach argued need to target women. It also emphasized access of women to services and technology. Policy and programs of women in development were targeted toward solving practical need of women and improving their conditions.

Thus women concern began to be addressed. There are some models (Women in development, Women and development, Gender and development etc.) and approaches for development planning of women (Thapa, 1987).

2.1.2 Women and General Social Status

Society maintains that the husband is the wife's god and hers only duty is the wife's appease to the patriarchal family pattern continues and the prevalent social system requires women to be both protected and controlled by their male counterparts.

Since the very beginning of the human civilization it had been realized that men and women are two wheels of cart. But in practice women are made to remain inferior in the society. Even the great philosopher Aristotle and the great psychologist Sigmund Freud considered women an incomplete. Still today women in general are regarded as second-class citizen all over the world. In Nepal the situation is rather deplorable. Most of Nepalese women are illiterate, ignorant and superstitious who are confined to the boundary of four walls as childbearing machines (Acharya, 2004).

Nepal has amongst the highest indices of son preference in the world. Sons are desired because they carry on the family name and represent the old age insurance. Moreover, property is transmitted through them from one generation to next. They are required to conduct rituals at and after the death of father to secure his spiritual salvation. Among orthodox Hindu groups, the birth of boy is an occasion for rejoicing while the coming of a girl, especially a third or fourth one is cause for disappointment. **"To be born a daughter is a misfortune"** and **"let it be later, but it be a son"** are common saying in Nepalese society (Ghimire, 1991).

Nepalese women perform basically triple roles; that of (a) production (b) reproduction (c) community activity. Their work burden in daily life generally exceeds that of their male counterparts rural women work 10 to 14 hours daily as compared to 8 to 10 hours of men (Adhikari, 1999).

Most of the rural women walk and live in difficult social and ecological conditions. In the hills and mountains, providing water, foods and worth for their families often means walking long distance and working from dawn to dusk. On many of the

country's marginal forms, the food supply is insufficient to meet the energy demands created by their heavy work load, especially during the hungry months. Landless women living on small, marginal farms and their lifestyle are at a particular disadvantage. For they are often fully responsible for providing food and shelter for their families, while their husbands spend many months of the year seeking work elsewhere in the country. For many women, the cumulative effect of numbers and closely spaced pregnancies aggravates their work burden, and brings increased risks of infant and maternal mortality. The low social status of women, in many communities, may also be a contributing factor to high infant and child mortality rates. In most cases, women tend to have fewer opportunities, less decision-making power and more restrictions on their movement than men. A few women have become employed as nurses, doctors, engineers, development workers and teachers in positions, which have often required them to leave home, and live and work in other parts of the country. A large section of the women are growing in the darkness of ignorance and squalor (UNICEF, 1987).

2.1.3 Women and Economy

From the economic point of view, Nepal is too much backward. The majority of the population lives in rural areas. The major economic activity is agriculture and the rest includes manufacturing, trade, commerce and services. The economy is agro-based, 90% of people are dependent on this sector and above 60% of national income is generated from this sector. Agriculture covers above 70% of exportable goods though it is profoundly based on agriculture but the output of agriculture is promising. The dependency on monsoon and use of traditional means of production are the major constraints of agriculture. In actual sense the agro-production can't suffice the demand of the growing population per year.

Traditionally women's responsibilities have been restricted to the home, cooking, cleaning, child bearing and child rearing and looking after the home. Women are considered to be weak and dependent on men (Gurung, 1999).

In Nepal "the status of women studies series," published between 1979-1981 by the Center for Economic Development and Administration (CEDA), established that women constitute the backbone of Nepalese agriculture, especially in the Hill areas.

Their contribution to household production and income were found to be at par with men, both in terms of labor input as decision-making roles (Acharya, 1995).

In Nepal 42.49% women against 65.08% of male are literate (CBS, 2001). Similarly, health, economic and political participation of women is very poor and weak (NESAC, 1998). Women in Nepal contribute 50% of the household income and work 10.73 hours as 7.51 hours for men (Acharya and Bennett, 1981). In the absence of her male partner who usually goes out for employment, her burden of work and responsibilities also, increase even more. Women are more disadvantaged than their counterpart due to inadequate access to exposure technology, credit and environment.

Women's economic activities are related to their economic strata. Women of higher economic strata are educated and are from the urban area so they are involved in jobs, projects and programs. But women of lower economic strata are uneducated and are not involved in gainful economic activities. They are mostly confined within the household. But the rural women earn money by selling crops. If they get some leisure time they weave hay-mat, basket, rope etc. and earn extra money. Women who are able to earn money and make a visible contribution to the household enterprises may be expected to have a higher status within the household because they could be perceived as equal partners rather than dependents.

2.1.4 Women and Education

Education is the most important factor for the development of human personality as well as of a nation, education for life itself because it is that element which equips a woman with the tool to solve her problems in life and helps her to live in a better life. Education is a critical agent of change therefore essential for the rural women in a measure as well as in a form that they need to become more productive and worthy citizens of the country (Kasaju, 1979).

Women's education has a significant effect on the number of children they bear. A survey conducted in 1991 showed that Nepali women have an average 5.1 children during their reproductive lives women with secondary education have an average of 4 children while women with no education have an average of 6.2 children. According to the survey, median birth interval was 34 months (MOH, 1993).

A boy is to educate individual, but to educate a girl is to educate the whole family and society. Education is therefore essential for women and girls to become self dependent, more productive, skillful and creative and to recognize their right place in the society and to enter the mainstream of development of the nation (Ghimire, 1997).

Giving emphasis on women's education and educational qualifications are vital indicators of women's social status. These are crucial factors for not only it makes available of employment opportunities created in the process of modernization, but also for communication with the outside world as with increasingly educated males within the household. An educated wife and mother naturally have better communication with her educated male counterparts in the family and commands greater respect than one without education. Hence in addition to marriage options, educational attainment has become a most valuable indicator of women's social life (Acharya, 1995).

When daughters grow up, they will become wives. In other words, a laborer works for another family sooner or later. Moreover, if a girl is not good at household and farm work owing to exposure to education, she might be looked down upon her husband and his family when she gets married so, investment in a girl's education is discouraged. Generally, there has been more girls' dropout than boys (Gurung, 1999).

Literacy for women requires a theoretical framework which takes in to account how needs and perceptions of literacy vary according to gender. This assumption follows from the idea above the participants also whole and ideology of literacy which influences how they "take hold" of programs (Kulich and Stroud, bid) attempts to look at how models of literacy vary. According to gender should also take in to account other axes of difference, such age and caste (Anna Robinson-pant, 2010).

2.1.5 Women and Health

Nepalese women's health is in miserable condition in the sense that they are quite neglected from their very childhood stage. The cultural norms, economic conditions and professional attitude of parents towards the boys are in the center ill/poor health of women.

High growth rate of population is the low status of women in society, low level of literacy, high infant mortality rate, socio-economic tradition which favoring son, poverty and universal child marriage (Manandhar, 1993).

Most of the contraceptives are directed to women. Even in sterilization the focus has been on women. Between 1981 and 1991 female sterilization increased by a more 13.4% while the male sterilization rate was half of female sterilization rate in 1991. Given the greater right to male over resources, higher education level, greater mobility and independent social status, these figures indicate a distinct gender bias against women in population programmers (Acharya, 1994).

The health condition of rural women is very pathetic as they have to get busy in agriculture, fetching firewood and drinking water. They are always over burdened with work. It is recommender medically that in last phase of pregnancy three month before delivery takes place, a woman should not be involved in physically strenuous work but in Nepal, a pregnant woman keeps on working even up to the last day of delivery (Majupuria, 2007).

Marriage has an overwhelming importance in a women's life. The event of marriage determines almost all her options and subsequent livelihood. Marriage heralds the exposure of women to pregnancy and childbearing. Childbirth and lactation force women to withdraw from active economic work thus making them dependent on their member of society. Frequently pregnancies impinge on their health and sometimes even on their lives (ADB, 1999).

Nutritional anemia is one of the major contributors to the high maternal mortality in Nepal. Women's iron requirement increases during pregnancy and in normal delivery some blood is lost, additionally increase the iron requirement. After delivery women need to make up rapidly for the blood loss, for iron is required for breast feeding. Women with subsequent pregnancies are greater risk. Adequate supplementations of iron foliate is required refried to rise hemoglobin lends and insure the women can cope with the risk of delivery when a women is anemic even relatively small blood loss during delivery can increase the risk of mortality. High infant and maternal mortality is also a product of unhygienic traditional birthing practices and a health care system, which reaches only 15% of the population. Approximately 15.5% of the

pregnant women receive prenatal care and only 10.5% receive any postnatal services. While 20% of the estimated 800,000 pregnancies each year are considered high risk, only 3.1% of all babies are delivered by a trained birth attendant. Less than one in four women have received the required five doses of tetanus toxoid (UNICEF, 1996).

There are 4,354 people living with HIV/AIDS and among them, 1164 are women. The risk of HIV infection in women is double than that of men. The problem has been seen in women due to unsafe sexual activities. Other causes behind greater number of infections in women are polygamy, divorce, and domestic conflict, lack of information and lack of health services. Providing women and girls increased access to education, giving them employment, property rights, right to decision making, putting an end to social conflict and delivery of health services could control the spread of the diseases (Pradhan, 2005).

2.1.6 Marital Status of Women

In Nepal, the minimum legal age of marriage is 21 years for males and 18 years for females without consent of guardian. The age limit is low with consent of guardian such as 18 years for males and 16 years for females. However it is expected that there is a prevalence of child marriage in the society and there is practice of marriage below those legal age limit (CBS, 2001).

Women still have fewer social options for survival other than marriage. According to culturally defined norms getting married and producing children are the ultimate goals for women. All other options including education and employment are only secondary (Acharya, 1997). Regionally, a higher proportion of females are married at an earlier age in the Terai than in the hills and the Kathmandu valley (Acharya, 1979).

Marital status makes a woman totally dependent upon her husband because her rights upon the family property are only through husband. About the women's right upon family property, Bennett wrote, "Men are endowed with the right to property by virtue of the biological fact of birth. Women's right to property depend almost entirely upon social fact of marriage (i.e. on their role as a wife)". Therefore women's economic security is entirely dependent on their adherence to strict social norms of proper marital behavior (Bennett, 1981).

Marriage is almost universal in Nepalese society. But there is gender discrepancy in the case of marital issues. There is lower legal age limit for marriage. But most of people get married before reaching that age. Most females marry at earlier ages as compared to males. Due to religious, cultural and social practices, parents want to get married their daughters at lower age and they feel relaxed after marring of their daughters.

Dowry has become a threat to society often compelling girls to commit suicide. It is nothing but an extraction of money or valuable items from bride's father. On the one hand it has lowered down the status of women in society and on the other hand it has given as impetus for earning black money and several malpractices of social level. In Terai, this evil has been like an epidemic. A large number of women are being forced to commit suicide or are burnt to death for dowry (Krishna, 1973).

Early marriage for many girls in Nepal leads high rates of maternal and infant mortality. Early marriage robs girls of her childhood time necessary to develop physically, emotionally and psychologically, in fact, early marriage inflicts great emotional as the young women is removed from her parents home to that of the husband and in-law. Her husband who will invariably be many years' seniors will have little in common with young teenager, it with these strange men that she has to develop an intimate emotional and physical relationship. She obliged to have intercourse, although physically she might not be fully developed (UN 1995).

2.1.7 Women and Property Right

Men are endowed with the right to property by virtue of the biological fact of birth. Women's right to property depends almost entirely upon the social fact of marriage (i.e., on their roles as a wife). Therefore, women's economic security is dependent on their adherence to strict social norms of proper marital behavior (Bennett, 1980).

Despite constitutional guarantees for equal rights for all, women suffer injustice of all kinds, social, economic, religious, legal and political. The existing property rights laws are against the spirit of the constitution of the kingdom of Nepal (1990) which guarantees equal rights for women. And the deprivation of rights on parental property is one of the major causes of women's backwardness (Shrestha, 1996).

In respect of guaranteeing equal property rights to women, the existing laws are silent about modalities of giving rights. The Hindu law in respect of property rights is different from other laws and laws in the western countries. Flexible in nature, there are sufficient rooms in the Hindu laws for its amendments to address new social problems. In order to get rid of religious and cultural value which is basically characterized by negative values of social thinking, we have to look in to things objectively and better analyze the issue in a legal prospective (Sangroula, 1996).

Women are deprived of all rights socio-cultural, economic, legal and political. Economic discrimination against women is root cause of kinds of backwardness-socio-cultural, legal educational and political. The existing laws are gender-biased and silent about the women's property rights (Thapaliya, 1996).

In case of personal properties of women, they were found very few in numbers who have their own property. Most women's personal property is "Dowry" which they get during marriage from maternal home some women were found having cows, goats, hens, ducks and little land as their own property called "pewa". They were free to use their property.

2.1.8 Workload of Women in Nepal

Women do more work than men. In agrarian countries like Nepal, the workload of women is far greater than that of men. Now and more women are stepping into the workplace previously dominated by men. But women are still being discriminated against. This is because the workplace is dominated by men.

Nepalese women are over-loaded due to their both responsibilities of household sphere management and farm activities. Age is the important factor determining the workload of women. Aged women have to work more than girls. Among men and women of same age group, women do more work than men. Male children between 5-9 years of age spend 1.24 hours working each day while girls in the same age group work 2.05 hours a day (Acharya, 1981).

Adult men spend 92.2 percent of their work time in productive work while women spend only 7 8 percent of their daily work time in productive activities. But women

work more hours than men. Boys of 10-14 age groups put in about 5 hours of work a day, while girls of the same age group have almost 7.6 hours of work each day (Acharya, 1981).

The number of women workers in an organization is generally lower than that of men. This is because women have to keep themselves away from work despite their potentials due to various compulsions. Even if they are involved in work, they cannot stay beyond office hours due to the pressure of household work. It is due to this pressure that many women have to quit their jobs after marriage. In male chauvinistic society, men do not want their wives to work outside the home. They want their wives to be always at home, attending upon them and their families (Maharjan, 2004).

2.1.9 Women in Decision Making

Women have little role in family decision- making due to their illiteracy and non-involvement in direct income generating works. Nepalese society is male dominated where women's decision making authority comes only after the men's. The women make decisions only when male are not in the home or they have gone outside their village. In the same manner, while making decisions on agricultural sectors, women's role is limited only to seed and manure selection. The women make 18.5 percent decision by themselves and 12.5 percent jointly with men.

Religion, low, tradition, history and social attitude based on patriarchal and patrimonial superstructure of the social system limits women's participation in public life. This is the fact that less than 1 percent women are involved in professional, management and household decision making position in the country and major decisions are mainly made by men (Shtri Shakti, 1995).

According to CBS, data, "*The status of women in Nepal*" (Volume II, Chapter 7), the role of women in household decision- making and the allocation of household resources depend upon a number of factors. These factors include type a composition of the household age and lifestyle of the women in question and the number of household males absent from the village (Bennett, 1981).

In the context of Nepal, only in the area of choosing which staple food grain day and deciding about small-scale gifts and loans to neighbors and relatives did women lead. Female decision-making on medical treatment, education, travel, purchase small household necessities, food, clothing and durables etc. even on expenditures for religious and social obligations are dominated by men. As for major capital decision about giving or taking large-scale credit, purchase of sell of animals and other property or embarking on business ventures, make more decision on their own without female input.

Besides, in 2004 B.S. (1947) adult women have also received the right to vote along with men to elect members of the town and village Panchayats. This right to adult franchise has given equal opportunity to men and women. Despite these provision, if we exclude the number of the lady members in Rastriya panchayat and lower bodies representing the reserved seats for women's organization and nominated lady members the number of women representative in almost nil. Similarly the numbers of women in policy making bodies of the country are extremely small. Though political rights are equally granted to both men and women are not yet able to contribute equally in various fields of national life is that women have an unequal position in the family, the basic unit of the society. The movement of women for equal rights should be based on a struggle for equal economic rights. It is definite that only by enjoying full economic rights can women have free existence in the society (Majupuria, 2007).

Women's role and influence in the society, political participation needs to be analyzed from several angles. Conventionally, politics is understood to cover the science of governance in the politic area only. But in women's context, it is imperative that politics includes gender politics within the family and in the domestic sense, because that is where they are intensively exploited and repressed. In theory, family matters are considered beyond politics. But this is not valid assumption from a women's perspective. The family laws there are formulated and enforced by the government cannot be considered beyond politics. Political participation may be defined as participation in decision making roles within the domestic scene as well as in the public area. The measure of the political power is a capacity to influence major events within the household, in the community and in the national affair (Acharya, 1997).

Generally, women have only access to resources, but the actual control lies with men. Land, for example, is extremely controlled by men while women work on it. Similarly, health care is accessible to all but men are the principal decision makers and determine and control any health care services required (Gurung, 1999).

There is a glaring absence of women at the decision making level as if the decisions do not affect women who form more than half the population of the country (The Rising Nepal, June30, 2006).

2.2 Government Policies for the Advancement of Women

Since the international women's year Nepal has responded to the UN call improve the health and socio-economic situation women in the country. The national concern and political parties will be to focus on issues relating to women's role in development crystallize in 1980 when an administrative foul was created to deal with women's affair. The women's development section is established in the ministry of local development. In 1987, women's development Division was also established under the ministry of labor and social welfare. This, now a day's serves as the national focal point for women in development in national focus point for women in development in national focus point for SAARC.

The interim Constitution of Nepal (2063) guarantees that there will be no discrimination against any citizen in the application of laws, in respect of the political and civil rights and on the ground of religion, race, sex and caste etc. Muluki Ain of Nepal amendment in different time, brought about significant changes on family land property laws, the legal status of women, moving toward equal works is corporate in the legislation on minimum ways for industrial workers. More recently, policy directives of the interim Government has guaranteed the 33% participators of women in any government offices.

To uplift the socio- economic status of women there will be equal participation in every affair. Women participation in socio-cultural and political activities depends upon the attitudes of their husbands/fathers/parents/male relatives. But it is not satisfactory. So it is essential to involve women in political issues providing them opportunities both in formal and informal sector of politics.

Source; Interim constitution of Nepal; 2063

CHAPTER THREE

RESEARCH METHODOLOGY

This chapter deals with the procedural and technical part of the study. It consists of the research design, selection of the study area and source of data, sample design, method of data collection, and processing and analysis techniques in details.

3.1 Rationale for the Selection of the Study Area

The topic "socio-economic status of women" is to explore the actual status of women, which can be helpful to develop and implement appropriate policies and strategies in this field. Juropani VDC a Jhapa is one of the under developed area. The particular area is chosen for study because it is heterogeneous in socio-economic, cultural and geographical structure. The researcher is the local inhabitant of the same area, familiar with local people and their main problems. Therefore by selection of this VDC, it is believed that more accurate information could be collected during study and also study could be accomplished easily.

3.2 Research Design

The study is specially designed to describe the status of women. It is based on the descriptive research design in order to fulfill the specific objective of the study, the analysis is mainly based on primary data basically, the variables such as: social and economic condition, family background residential background and their present and past status have been identified and described to light on the status of women in Juropani VDC.

3.3 Sampling Procedure

Among the nine Wards of Juropani VDC, ward no. 1 was selected as a study area using purposive sampling method. This ward almost represents all the ethnic groups. The simple random sampling method was adopted to determine the household to be surveyed. Similarly, sample units in terms of ethnicity of any respondents were interviewed selecting through simple random sampling method.

Among the 211 households were in study area, 40 were interviewed different ethnic groups were selected through random techniques comprising 19% of total household of ward no. one. This sample unit respondents the existing women's situation of this ward in general.

3.4 Source of Data Collection

This study was mainly based were primary data and according to the necessity, secondary data was also used for the study. The nature of data was qualitative and quantitative. Primary data were collected from household survey using questionnaire, observation and interviews. Secondary data were collected from different source at VDC, district and national levels.

3.5 Data Collection Tools and Techniques

3.5.1 Household Survey

To fulfillment the specific objective, household survey was the main technique of data collection where a researcher has to go with structured questionnaire in each HHs, which were selected for sample.

3.5.2 Key Informants Interview

Local people having good knowledge about the local area and resources, such as school teachers, leaders, development workers secretary of VDC as well as, women leader were consulted through interviews, conversation for boarder information collation.

3.5.3 Observations and Field Visit

Relevant information regarding the status of women in the rural village was also collected by direct observation in these study areas. The working loads, dieting pattern etc of women was observed during the field survey.

3.5.4 Questionnaire

The questionnaire survey methods were employed to collect data from sampling units. The interviews with the need of sample households were conducted with the guidance of structured questionnaire but in case of in availability, the interviews were conducted with any members of the family.

3.5.5 Secondary data

Secondary data were collected from the available literature such as records, reports, publication of different offices, institutions and other possible resources of information's.

3.5.6 Data Processing and Analysis

For the analysis of data collected from field survey, simple statistical tools such as mean, percentage, graphical representation and tabulation have been used. For the purpose of the study, different data obtained by using different sources has been encoded in a meaningful way and tabulated in an appropriate from. Collected data has been encoded, edited and presented in appropriate formats

CHAPTER FOUR

DATA ANALYSIS AND PRESENTATION OF THE STUDY AREA

This chapter presents the overall general information of the study area as well as the discussion of the findings of the study in three different parts. The first part deals with the demographic characteristics of the respondents. The second part deals with economic characteristics of respondent and the third part is devoted to describe the women's role in decision making process. In this chapter age sex composition, ethnic composition marital status, family structure, land distribution, occupation, decision making process and other activities are included.

4.1 General Information of the Study Area

This study area lies in Jhapa district. Juropani VDC is located almost at the south east part of Jhapa district. The VDC is surrounded by Baigundhara VDC at east; Gaurigang; khajurgachi VDCs at south and Gauradaha north Juropani VDC is situated at the height of 100 meter from the sea level the total land covered by juropani VDC is 3600 Bigha (2400 hect.). The climate of Jhapa is not so different from that the Jhapa district (CBS, 2003).

Juropani has total population of 11,254 which includes 5687 males and 5,566 females. The total households in the VDC are 1993. Out of total population, Rajbanshies are the major ethnic groups of the area whose population is 5652 (Juropani VDC, 2003). There is one +2,3 high school, 5 primary School and 4 BAL education center among them 9581 total voters of VDC are.

4.2 Settlement Pattern

Juropani VDC Ward no.-1 (selected study area) is bounded by ward No 9 from the east, ward no 2 from the west and ward no.3&5 of the same VDC from the south. The southern part is bounded by Gauriganj VDC. The study area and is separated by pitch road which is a very important for transportation and business purposes. People of this ward are facilitated with transportation, School, Community services, electricity, telephone, television and radio etc.

The households in the study area are traditional as well as modern in outlook. Approximately majority of the houses especially of the medium class people were found made of wood with tin roof. Similarly the these ethnic groups like Rajbanshi, Satar, Majhi, Gurung and so on were found thatched roof with mud and bamboo wall where as some high- class people's house were found made of cement.

This ward consists of the various ethnic groups but the dominating groups are Brahmin, Chhetree and Rajbanshi, Joint family system represents the main basis of social structure. Agriculture represents the main occupation and source of income of this ward of the agriculture production consists of food grains such as rice, wheat and maize; livestock consists & cow, buffalo, goat and hen etc.

4.3 Socio-demographic Characteristic of the Women

4.3.1 Social status of Women

This ward consists of 211 households with the population of 1309. Among them male are 673 & females are 636. This section deals with the social status like education, Health work hour, involvement in social organization marital status, family structure and status in family of women such social indicators play vital role to determine the social status of women .

4.3.1.1 Level of Education of Women

Education is the most important element for the development of human personality and social development literacy and educational qualification are vital indicators of women's social status. Educated female can provide better lifestyle. Education creates skilled, qualified and informed citizens who are important agents for social change & development process. The statistical data of the women on the basis of literacy status is given below.

Table 4.1: Distribution of women by literacy in the study Area

S.N	Status	Frequency	Percentage
1	Can't read & write	10	25
2	Able to read & write	18	45
3	Below S.L.C	4	10
4	S.L.C	6	15
5	Above SLC	2	5
	Total	40	100

Source: Field survey, 2011

According to the above table, 75% women were literate and 25% women were illiterate. Among the literate 45% women were literate they could only read and write, 10% women were under S.L.C similarly. S.L.C level women were 15%, intermediate, bachelor level and above were 5% found.

Hence the literacy rate in this VDC is comparatively higher than that of the average Nepalese. Most of the literate women in the study area of old age, who were confined only to household and agricultural works.

4.3.1.2 Caste & Ethnicity of the Women

Caste and ethnicity is the major factor in determining the social status in Nepalese society. It is more effective in case of Nepalese society. Women interviewed in the study area belonged to different caste and ethnic groups. The following table shows the distribution of women on the basis of caste/ethnicity.

Table 4.2: Distribution of Women by Caste in the Study Area

S.N	Ethnicity/ caste	Frequency	percentage
1	Rajbangsi	12	30
2	Brahmin /Chhetri	8	20
3	Tajpuriya	6	15
4	Majhi	4	10
5	Gurung	2	5
6	Satar	4	10
7	Dalits	2	5
8	Others	2	5
	Total	40	100

Source: Field survey; 2011

Nepal is a multicast and multilingual nation as well. It is heterogeneous in its ethnic composition. In the study are also there were many ethnic groups such as Rajbanshi, Brahmin, Chhetri, Tajpuriya, Majhi, Bairaghi, Satar, Dalit, Gurung etc.all these ethnic groups were included in the sample.

The highest present were Rajbanshi which consist 30% of the women Brahamin/Chhetri women were 20%, Tajpuriya were 15% similarly, Majhi, satar & others caste were 10/10%, Gurung and Dalits were 5/5% of total women.

4.3.1.3 Age of the Women (Age Composition)

Age is an important demographic characteristic Age makes difference in working hours and plays vital role to determine the status of women within and outside of the family. In this study different age grouped women were sampled. Here, 16 to 60 years women have been included in this study. The age group of the women has been classified into three categories; they are 16-30 years, 31-45years and 46-60 years of age groups. The following table shows the distribution of women on the basis of age group.

Table 4.3: Women by Age

S.N	Age Group	Frequency	Percent
1	16-30	20	50
2	31-45	12	30
3	46-60	8	20
	Total	40	100

Source; Field survey, 2011

According to the table, the highest 50% of the women were found in the age group of 16- 30 years where as the least, 20% of the women were found in the age group of 46- 60 years. Similarly 30% of the women belonged to the age group of 31-45 years. The women bellow 16 years have not been included due to their immatureness and domination by their parents and in-lows, as they don't have their independent thinking. Similarly the women over 60 years of age have not been taken as they were old. Before 16 and after 60 years it is not known as suitable age of active participation in economic.

4.3.1.4 Marital Status

Marriage is one of the important characteristics of Nepalese women. Marital status makes the difference in women's status, because it is through the marriage that the women change their status from the status of daughter to daughter in law which change role and increase the duties of work-load of women. Because of the tradition of the early marriage, most of the women were married. The following table shows the data of women on the basis of marital status

Table 4.4: Age at Marriage of Women in the Study Area

S.N	Age Group(Marriage)	Frequency	percentage
1	Bellow16 years	6	15
2	16-20 years	16	40
3	21-25 years	12	30
4	Above25 years	4	10
5	Unmarried	2	5
	Total	40	100

Source: Field survey, 2011

Above table shows that, the highest 16 (40%) were found married between the age of 16-20 years and least 10% of the women were found married at the age of above 25years. Similarly 30% and 15% of the women were found married between age of the 21-25 years, bellow 16 years respectively. The rest 5% were found unmarried. In Nepali society, the over whelming majority of both men and women are married before they are 15 years old.

4.3.1.5 Distribution of Women on the Basis of Marital Status

Marital status make different in women's social status it changes their status of daughter to daughter-in low which change role and increase the duties of work-load of women. The following table shows the data of women on the basis of marital status.

Table 4.5: Distribution of the Women's Marital Status

S.N.	Marital status	Frequency	Percentage
1	single	4	10
2	Married	30	75
3	widowed	6	15
4	separate	-	-
5	divorced	-	-
	Total	40	100

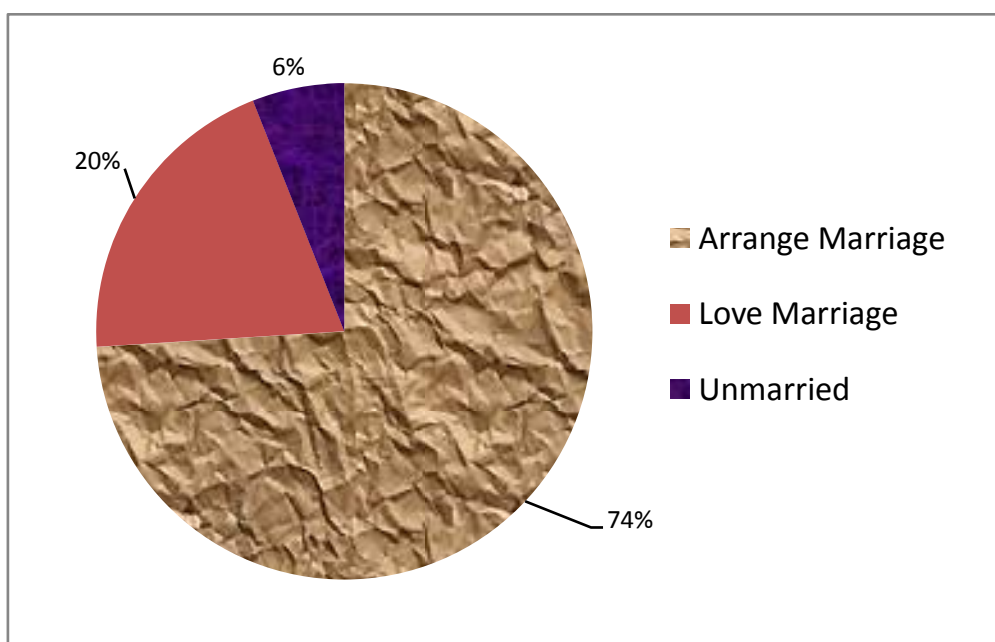
Source; Field survey, 2011

Above table 5.6 shows the highest 30 (75%) were married while the least 6 (15%) were found widow. Similarly 4 (10%) were found single. It shows that the majority of the women were found married here, because of the tradition of early marriage most of the women were married and maximum women were economic activities person who are 16-60 years.

4.3.1.6 Life partner Choosing Process

Arranged marriage is found dominant in Nepalese practice. Basically the spouse is selected as per family choice than personal choice and any other types of marriage. In recent days, the trend has slowly been changing towards love marriage & court marriage. Such practice is found increasing trend in urban areas. The following figure shows the distribution of women on the basis of life partner choosing process.

Figure 4.1
Distribution of Women on the Basis of Life Partner Choosing Process



Source: Field survey 2011

According to the figure above, the highest 74 percent of the women were found married by family arrangement while the least 26 percent of the married and unmarried women were found getting love marriage or prefer love marriage. During

the field survey, it was found that most of the women with higher educational background were found practicing love marriage and accepted by the community too.

4.3.1.7 Family Structure

Family has direct relation with women than men in the ground of workload and responsibilities within household works. There are different kinds of families e.g. nuclear, joint and extended. Here, nuclear family includes husband, wife and their unmarried children and it is comparatively, small in size likewise joint family means husband, wife, one more their married children and extended family means other relatives living in one household who take their meal in the same kitchen with joint family. The following table shows the family structure of the women.

Table 4.6: Distribution is the Women on the Basis of Family Structure

S.N.	Family structure	Frequency	Percentage
1	Nuclear	12	30
2	Joint	26	65
3	Extended	2	5
	Total	40	100

Source: Field Survey, 2011

According to the above table the highest 65 percent of the women were found belonging to joint family where as the least 5 percent of the women were found belonging with extended family similarly 30 percent of the women were found associated with nuclear family. It was found that even in the joint family the family size, was not so large. It comprises father, mother, son, daughter, daughter- in-law, unmarried daughters and grand children. In case of two or more married sons, most of them were found living together.

Generally, in joint families, women's economic condition is found much poorer than in nuclear families. However, workload of women in joint family is less than in nuclear family. In nuclear family workload of female member of the family are more than male members.

4.3.1.8 Religion

Nepal is a country of various culture and religion. Nepalese people have their own Gods and Goddesses with their different caste, culture and religion. Most people of Nepal are Hindu. Hindu is the dominant religion in the study area too and only some families of Gurung and Muslim are found Buddhist and Muslim. The following table shows the distribution of women on the basis of religion.

Table: 4.7: Distribution of the Women by Religion in the Study Area

S.N	Religion	Frequency	Percent
1	Hindu	36	90
2	Buddhist	2	5
3	Muslim	2	5
	Total	40	100

Source: Field survey, 2011

There is no bar to be only religious even in the study area there are about 90% women are Hindus and only 5/5% where Buddhist and Muslim. There is none of from Christians. Some women even didn't know that their religion. They are following cultural activities, which is coming by their ritual numbs and values.

There is no bar to be only religious even in the study area there are about 90% women are Hindus and only 5/5% where Buddhist and Muslim. There is none of from Christians. Some women even didn't know that their religion. They are following cultural rules and regulation activities, which is coming by their ritually numbs and values.

4.3.1.9 Workload of Women in the Family

Women have different positions in their family as wife, mother, daughter or daughter –in-law and sister. It plays very important role in determining their work load and responsibilities within and outside home. While a woman engages in her household work, she was found busy with kitchen work, child care, care of livestock etc. Some

women were found engaged with services wage based works and agricultural works etc. Following table shows the workload of women in the study area.

Table 4.8: Distribution of Women on the Basis of workload

S.N	Workload(house/day)	Frequency	Percentage
1	0-3 hours	2	5
2	3-6 hours	6	15
3	6-9 hours	22	55
4	Above 9 hours	10	25
	Total	40	100

Source: Field Survey, 2011

The above table reflects that the highest 55 percent of the women were founded working for 6-9 hours per day, which is, the least 5 percent of the women were found working for 0-3 hours per day. Similarly 15 percent and 25 percent of the women were found working 3-6 hours and above nine hours per day respectively. In the study area in joint family, daughter-in-laws were found to have more work burden than that of unmarried daughter and they work for 6-9 hours or above 9 hours per day. The women who were found working 0-3 hours per-day were house wife and whose husband goes for service. That time they are watching TV and women gathering made and talk each other.

4.3.1.10 Women Treatment Place

The health status especially of women plays a vital role within the social and economical status is critically very poor in Nepal. Maternal mortality role is still very high, early marriage is frequent. Heart treatment place and modern treatment facilities aren't sufficient and people depend up on various sources for their health treatment. The following table shows the health treatment place of women.

Table 4.9: Distribution of Women on the Basis of place for the Health Treatment

S.N	Treatment Place	Frequency	Percentage
1	Health post	18	45
2	Hospital	9	22.5
3	Clinic	7	17.5
4	Dhami	6	15
Total		40	100

Source: Field survey, 2011

Above table shows that, most of the women 45% of the women were found going health post for health treatment whereas the least 15% of the women were found going Dhami for their treatment. Similarly among the total women, the second highest 22.5% of the women were found hospital and the rest 17.5% of the women were found going clinic for their health treatment. In the study, it was found that only few women were visiting Dhami due to their illiteracy and dominated ethnic group higher economic status women and serious person.

In the study it was found that only few women were visiting private clinic due to their higher economic status. Generally, Dhami were popular in illiterate person who have no access of any medical sources. However, the data shows the frequent movement of people in district places, some people visit more than one place due to seriousness of the disease.

4.3.1.11 Importance of Son/ Daughter

Nepal has amongst the highest indices of the son preference in the world. Sons are desired because they carry on the family name and represent the old age insurance; however, property is transmitted through them from one generation to next. They are required to conduct rituals at and after the death of father to secure his spiritual salvation.

Table 4.10: Importance of Son/Daughter from Women

S.N	Importance	Frequency	Percentage
1	Son	10	25
2	Daughter	9	22.5
3	Both equal	21	52.5
	Total	40	100

Source: - Field survey, 20011

According to the above table shows, there was a little discrimination between son and daughter because of education & awareness. Most of women 52.5% were giving priority to both son & daughter only 25% women were in favor of son and 22.5% women were giving priority to daughter. Anyway most of the women want son but their daughter accepted too. Because of people awareness and market price is more expensive.

4.3.1.12 Assistance Received from Trained Health Worker during Pregnancy and Delivery

The maternal and infant mortality rate directly relates with the care taking of women during pregnancy and childbirth delivery. The mother and infant mortality rate is decreasing now a day. Following table shows the distribution of respondents on the basis of assistance received from trained health worker during pregnancy and delivery.

Table 4.11: Distribution of Women on the Basis of Assistance Received from Trained Health Worker during Pregnancy and Delivery

S.N	Assistance received from trained health worker	Frequency	percentage
1	Yes	24	60
2	No	12	30
3	Unmarried	4	10
	Total	40	100

Source: Field survey, 2011

According to the table given above the highest 60 percent of the women were found getting assistance from trained health worker and the least 30% of the women were found not getting assistance of trained health worker during the period of pregnancy and delivery. Among the total women rest 10 percent were unmarried. From the above study, it indicates that there was enough awareness about need of consultation from trained health worker during pregnancy and delivery. By discussion it was found that aged women were found not getting facilities of trained health worker at the time when they were pregnant, but at present they were aware about vaccination and regular check-up during the period of pregnancy.

4.3.1.13 T.T. Vaccination during the Period of Pregnancy

Due to lack of knowledge and resource center for T.T. vaccine, many women die to tetanus in Nepal each year. It plays a vital role to improve the women's health status. The following table shows the distribution of T.T. vaccinated women during the period of pregnancy in the study area.

Table 4.12: Distribution of T.T. Vaccinated Women during the Period of Pregnancy

S.N	T.T. Vaccinated status	Frequency	Percent
1	Yes	28	70
2	No	8	20
3	Unmarried	4	10
	Total	40	100

Source: Field Survey, 2011

From the table given above, the highest 70 percent of the women were found having T.T. vaccine whereas the least 20 percent of the women were found not having T.T. vaccine during the period of pregnancy due to the lack of the knowledge. While the rest 10 percent of the women were unmarried but were found already aware of T.T. vaccine. In the study area most of the women of every group were found aware of T.T. vaccination during pregnancy.

4.4 Economic Status of Women

Economic status is an important factor, which determines the quality of people's life and every aspects of daily life. Economically active women, very limited members of women are engaged in direct income generating and in other economic activities rather than agriculture work. In rural Nepalese society, main occupation of women was household activities, but their contribution are not confined within the household activities alone they perform agricultural activities more than male counterparts. To determine the economic status of women, this section includes occupation, size of land holding and food sufficiency from the family land, livestock ownership, family income source, size and direct income source.

According to the Juropani VDC 2010, out of total economically active population are 6889. Which economically active person included 3346, male & 3543 females. Out of total inactive population 1600, which is includes 770 males & 830 female.

4.4.1 Occupation of Women

In rural Nepalese society, the main occupation of women is household activities. But their contribution is not confined within the household activities alone; they also perform agricultural work almost equal to their male counterparts. It is generally believed that the women who work outside have high decision-making power, low fertility, forward, farsighted, self-confident then women who are engaged in the household work more or less inside home. The following table shows the distribution of women on the basis occupational status.

Table 4.13: Occupation of Women

S.N	Occupation worked	Frequency	Percentage
1	Agriculture	24	60
2	Service(office)	1	2.5
3	Business	8	20
4	Labor	6	15
5	Only housewife	1	2.5
	Total	40	100

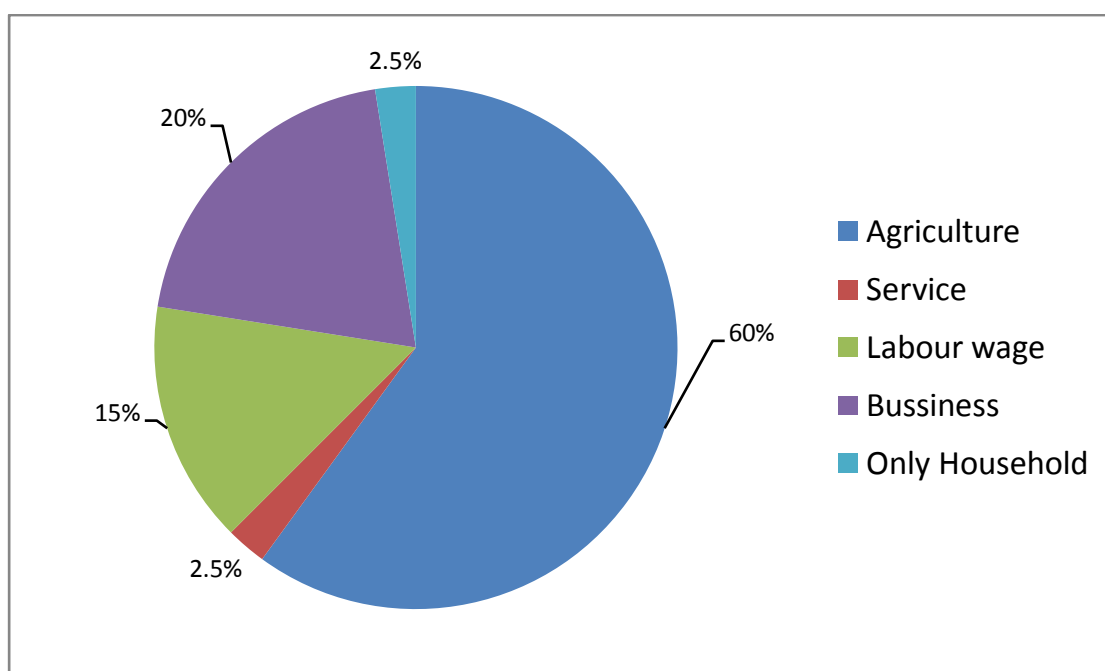
Source: Field survey, 2011

Above table shows that, the largest number of women 60% women were found in agricultural occupation as well in their household work. There were 20% of the women involved in household works and business such as shop, similarly, 15% of the total women were found to be engaged in labor & house hold works and 25% of the women were found to be engaged in household work and office similarly among the total women 2.5% of the women were found as only housewife who engages in cooking meat, cleaning, washing, fetching water and firewood etc.

4.4.2 Main Source of Income

The main source of income women in agriculture there were also other sources of darn livelihood. Main source also of family income was dividing into four categories agriculture service, business & labors wage.

Figure 4.2: Source of Income of the Women



Source : Field survey, 2011

According to the above figure, agriculture was the main source of income of 60% of the women. The lowest percentages of the women 2.5/2.5 percentage were involved service (office) and only housewife. Similarly, 20% women were involved in business and 15% of the women were depended in labor wage for the main source of income.

4.4.3 Land Holding

Generally, Nepal's agrarian economic is characterized by its low output, high man land ratio and small and fragmented land holding. The size of land plays an important role for social and economical status with the availability of food to feed their family. The following table shows the size of land holding by the women in the study area.

Table 4.14: Landholding size of the Women's Family

S.N	Land Holding size	Frequency	Percentage
1	Landless	2	5
2	less than 1kattha	4	10
3	1 kattha - 1Bigha	22	55
4	1Bigha - 3 Bigha	8	20
5	Above 3 Bigha	4	10
	Total	40	100

Source: Field survey, 2011

The above table reflects that the highest 55 percent of the women were found to have the land of 1 kattha to 1 bigha. Whereas the least 5 percent of the women do not have their own land, and the land of 10% of the women is less than 1 kattha and the next 10 percent of the women have land more than 3 Bigha, similarly 20 percent of the women have the land of 1 Bigha to 3 Bighas respectively. Women's ownership can be this property in name but they aren't free to use their name's land.

4.4.4 Food Sufficiency

Land is the key source to fulfill the family needs. Most of the women expensed most of their time and energy in household work and agricultural activities but it does not even enough only to feed their family alone. Following table reflects the situation of women from agriculture production to feed their family from family land.

Table 4.15 Food Sufficiency from Women's Land

S.N	No of month	Frequency	Percentage
1	0 Month	2	5
2	0-3 Month	8	20
3	3-6 Month	4	10
4	6-9 Month	10	25
5	9-12 Month	12	30
6	More than 12Month	4	10
	Total	40	100

Source: Field survey, 2011

According to the above table, the highest 30% of the women get food from their land, which is sufficient for 12 months whereas the least 5% of the women were not able to feed their family from production. Similarly the rest 10% of the women get food from their land from 3to 6 months, next 10 percent of the women have enough food for more 12 months, and similarly the rest 20% and 25 percent of the women get food from their production, which is enough for 3 months and 9 months respectively. These families which don't have any land manage their food by labor wages.

4.4.5 Women Income Source

Nepalese economy is highly dependent up on agricultural sector. The rural economy entirely depends on agriculture. The income source of family in the study area includes from production, livestock, small business, service, dairy and agro-based or non-based wage earnings. Following table shows the family income sources in the study area.

Table 4.16: Income Source of the Women

S.N	Income source	Frequency	Percentage
1	Agriculture	22	55
2	Service	2	5
3	Business	8	20
4	Wage/Labour	6	15
5	Other	2	5
	Total	40	100

Source: Field survey, 2011

According to the above table the highest 55 Percentage of the women have agriculture as their major income source where as the least 5 percent of the women were found having service as in come source the next 5 Percent of the women were found having others as in income source . Similarly the second highest 20 percent of the women were found earning their family income from business and 15 percentage of the women were found having labor for their family income source. People who having labor for their occupation was found having high social status and they were economically strong too.

4.4.6 Women's Annual Income

On the basis of annual income of each women were divide into four categories House hold which had an income Rs 20,000 Per annual belong low household income group middle income group were those whose income ranged between Rs. (40,000 -60,000) high income group were those whose income was ranged between Rs. (60,000-80,000) and higher income group were those income was mare than Rs 80,000 Per annual which family income has been accumulated from the various sources e.g. from production livestock, labor wages , salary, profit from business etc. The following table shows the distribution of women on the basis of annual income size.

Table 4.17: Annual Women's Income Size

SN	Annual Income	Frequency	Percentage
1	less than 20,000	2	5
2	20,000-40,000	12	30
3	40,000-60,000	8	20
4	60,000-80,000	14	35
5	Above 80,000	4	10
	Total	40	100

Source: Field survey, 2011

Above table shows that the highest 35 percent of the women were found to have annual income more than Rs 60,000-80,000, where as the least 5 percent of the women were found to have annual income less than Rs 20,000. Similarly, the second highest 30 percent and 10 percent of the women were found to have annual family income between the range of Rs 40,000 to Rs 60,000 and Rs. above 80,000 respectively however agricultures was the main source of income for women in the study area . It was found that the women having service, business and labor wages were the highest earning groups.

4.4.7 Direct Earning Source of Women

The direct income earning sources of women refers the income that has been earned by respondent's her selves. In this category services, business, labor wages have been studies. The following table has shown the own direct income earning sources of women

Table 4.18: Distribution of Women on the Basis of their Own Direct Income

S.N	Occupation	Frequency	percent
1	Service	2	5
2	Business	16	40
3	Labour	12	30
4	No income	10	25
	Total	40	100

Source: Field Survey, 2011

According to the table given above the highest 40% of the highest 5% of the women were found having direct income source from their business whereas the least 5% of the women were found having direct income from their service. Similarly, 30% of the women were found to have occupation, as labor as source of direct income and 25% of the women were found not having any direct income-earning source.

In the study area most of the women having own direct income earning source and were found engaged in business, service and labor.

4.4.8 Direct Annual Income of Women

Direct annual income earned by women herself has been studied service, business and labor wages have been studying in this category. The size of income is equivalent to Nepalese rupees. The following table shows the distribution of women on the basis of size/amount of their direct annual income from various sources.

Table 4.19: Women on the Basis of their Direct Annual Income From various sources

S.N	Income Range	Frequency	Percentage
1	Less than Rs.1000	-	-
2	RS.1000-5000	4	10
3	RS.5000-10000	12	30
4	Rs. 10000-15000	6	15
5	Rs.15000-Above	8	20
6	Income less	10	25
	Total	40	100

Source; Field survey, 2011

The table presented above shows that the 30% of the women were found having Rs.5000-10000 direct annual income whereas the rest 10% of the women were found

having Rs.1000-5000 direct annual income from various sources similarly 25% percent of the women were found income less. The rest 20% and 15% of the women were found having Rs.10000 to 15000 and above 15000 direct annual income respectively. Most of the women in the study area were found none having any direct income. Service, business and labor wages were the main source of women's direct income.

4.4.9 Livestock

Nepal being a hilly country, animal raising and farming practices together function as a system because they are interrelated and interdependent. Thus animal's husbandry plays an important role for agricultural production by providing draught, power and manure. Similarly domestication of animals is necessary for the purpose of milk, meat and eggs production. The following table shows the number of livestock owned by the respondents.

Table 4.20: Number of Livestock among All Women

S. N	Types	No. of livestock's
1	Cow	50
2	Ox	42
3	Buffalo	12
4	Pig	-
5	Got	87
6	Hen	116
7	Ducks	14
8	Others	22
	Total	343

Source: Field survey, 2011

The above table shows that among all the women maximum had kept chicken for their purposes then goat, cow, ox, duck and buffalo respectively.

4.4.10 Number of Livestock of Women

There were various types of live stocks in surveyed area such as cows, buffaloes, goats, chickens and ducks. Therefore all of the households were categorized on the basis of number of animals they possess as following 0, up to 2, 3 to 4 and above 4.

Livestock rising is an integral part of the Nepalese country irrespective of caste, creed, wealth and economical region of the country, Each and every farmer household maintains a few numbers of livestock. The main objective of raising livestock is for milk, curd, ghee, meat for household consumption as well as sale and plugging their field. Livestock rising varies according to their ethnicity, ecological belts and economic conditions.

Table 4.21: Women's Number of Livestock

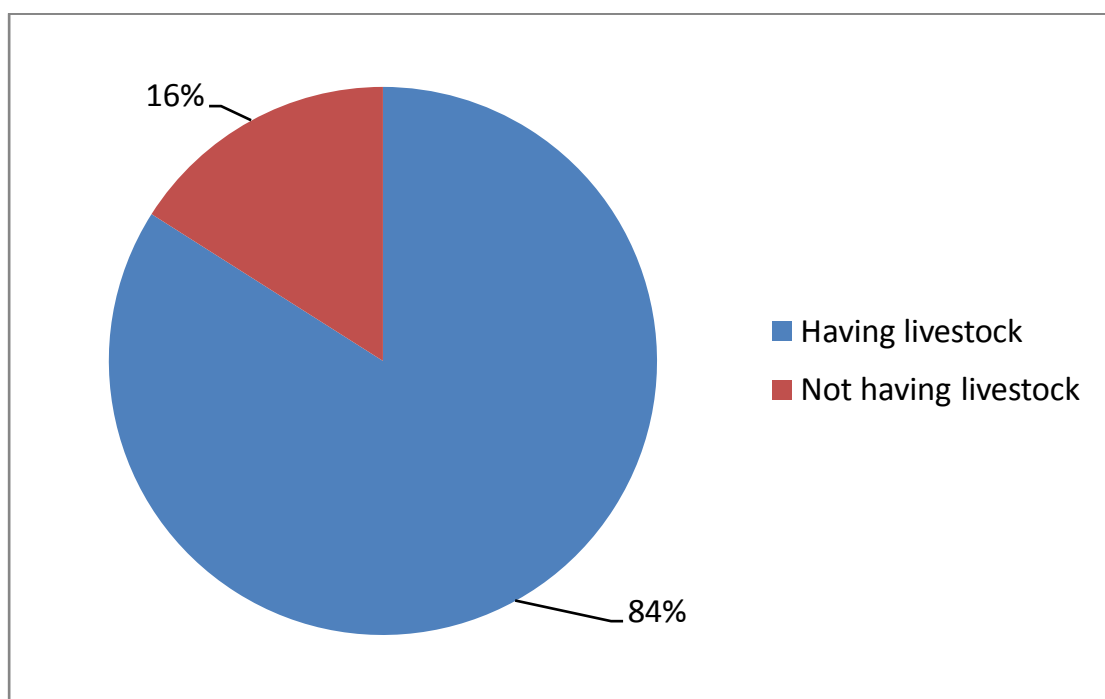
S.N	Number livestock	Cow		Buffalo		chicken		Goat		Ducks	
		No. of women	%	No. of women	%	No. of women	%	No. of women	%	No. of women	%
1	0	6	15	24	60	4	10	2	5	4	10
2	1-2	28	70	10	25	2	5	4	10	2	5
3	3-4	4	10	4	10	10	25	20	50	6	15
4	4 Above	2	5	2	5	24	60	14	35	28	70
	Total	40	100	40	100	40	100	40	100	40	100

Source: Field survey, 2011

The above table shows that the women's number of livestock maximum had kept Goat for their purposes. Then ducks, chicken, ox, buffalo, and cow respectively.

The figure presented below shows that the out of 40 women 84 percent have livestock and 16 percent do not have anything in the name of livestock.

Figure 4.3: Distributions of Women on the Basis of Having Livestock



Source: Field survey, 2011

4.4.11 Contribution of Livestock toward Women's Income

Table 4.22 Contribution of Livestock toward Women's Income

S.N	Contribution (in-Rs)	frequency	percent
1	>1	4	10
2	1-500	22	55
3	501 - 1000	8	20
4	1001-1500	4	10
5	1500+above	2	5
	Total	40	100

Source: Field survey, 2011

[Note: only 36 women had reared Livestock]

Above table shows that, most of the women of the sampled households 55 percent had been earned less than 500 per month by Livestock, 20 percent had earned Rs (500-

1000)per month by livestock and only 5 percent of the total sampled household had been earned above Rs 1500 per month by livestock. Similarly, 10 percent hadn't been contribution of livestock toward family income.

4.4.12 Personal Property

In Nepal, women's personal property means the dowry they get during their marriage from maternal home. In the study area, they must have of the women's personal property in the form of "Daijo" or "Pewa" their parents gave them Daijo in the occasion of marriage as per their financial capacity. Some women have goat, duck, pig, chicken and little land in the farm of their own personal property called pewa. Most of the women are free to use their daijo and pewa in the study area.

4.4.13 Women's View about Taking Loan

Women's social, education and cultural etc. condition always affected by their economic status. If they have more or sufficient money they can participate in every social program which leads them to upward their lifestyle. So that women to meet to take loan from different social institutions i.e., Bank, community saving institution and relatives as well.

Table 4.23: View about Taking Loan

S.N	Women's View about Taking loan	Frequency	Percentage
1	Yes	24	60
2	No	4	10
3	Sometimes	12	30
	Total	40	100

Source: Field Survey, 2011

According to the above table more than 90 percent of the total sampled households were taking loan for their household maintains and only 10 percent of the total women

were not taking loans. It shows that most of the sampled women were involved in economic activities.

Table 4.24: Source of Loan

S.N.	Source	Frequency	Percent
1	Don't taking loan	4	10
2	Relatives	12	30
3	Banks	22	55
4	Others	2	5
	Total	40	100

Source: Field survey 2011

[Note: 36 of the sampled women were taking loan.]

According to the above table, most of the women 55 % were taking loan include some commercial Banks community based organizations etc. similarly 30 percent of total sampled women were taking loans from their relatives and rest 5 percent of the total sampled women were taking loan from other sector i.e. business, friends etc. similarly, 10 percent of total sampled women weren't taking loans.

4.4.14 Purpose of Taking Loan

Economy is that thing, which can perform most of the work accruing in the human life. In the study area the researcher found different task performed by wealth. In the study areas the purpose of taking has being categorized in different sector i.e. treatment, house expender and others. Here other includes education, business etc.

Table 4.25: Purposed Taking Loan

S.N	Purpose	Frequency	Percentage
1	Don't taking loan	4	10
2	Treatment	12	30
3	Household	18	45
4	Others	6	15
	Total	40	100

Source: Field survey, 2011

[Note: 36 women were taking loan.]

Above table shows that most of the women 45 percent were being taken loans for household's expenditure. Similarly, 30 % were for treatment and rest 15 % of sampled household were being taken loans for education, business and other specific work. Out of total 40 women, 10 percent weren't taking loans.

4.4.15 Extra Income Generating Activities of the Women

Rural women spend most of their time in their domestic work beside domestic works they spent also equal time outside the side of the household boundary. In agriculture while their income generated froth works other then household and garniture work such as working in daily wages and small businesses.

Table 4.26: Involvements in any Extra Income Generating Activities

S.N	Expenditure	Frequency	Percent
1	Yes	14	35
2	No	26	65
	Total	40	100

Source: Field Survey, 2011

This table shows that,65% of the women were engaged in any income generating activities only 35% of the women had some source of extra income they are not free to spend that money according to their will. Because most of them had to run their households themselves and money earned by other family member was not sufficient to fulfill the household recessives

4.5 Role of Women in Decision making Process

Generally, involvement in family decision making process indicates one's higher or equal status in the family status of women is also religiously higher in Nepal, especially on higher caste Hindu families. But it is only in theory or it can be said that it is true to some extent, when they are in status of daughter. When they are enter in the status role of daughter in law. Their status is very low. In their role of daughter or daughter in- low, women are not accepting as a decision makes outside the kitchen except animal core & some form activities. When, particularly at their old age,

performing the role of mother or mother in-law, she can take part in decision making process.

4.5.1 Decision on Purchasing Household Goods

It is considered that male and female are equal in family and they have equal role and responsibilities. But males have dominance in decision making process and other social activities. Males alone have greater contribution over the purchasing of household things and its consumption. The following table shows the decision on purchasing household things of male and females.

Table 4.27: Distribution of HHs by Decision on Purchasing HHs' Goods

S.N	Decision Makers	Households	
		NO.	percent
1	Male	28	70
2	Female	4	10
3	Both	8	20
	Total	40	100

Source; Field survey, 2011

Among the 40 sampled households males were playing a dominant role in decision on purchasing household goods as T.V. radio, ornaments as well as consumption other materials. In 70 % households, decision is made by males while only in 10% household females decide for it. However, there are 20% households in which decision is held by both males and females. This shows males dominated in family as well as in society.

4.5.2 Decision on Household Expenditure

Most of women are engaged in household chores and they spend more time for these activities than. Males played dominant role in decision on household expenditure. The following table shows the situation of decision making in term of household expenditure.

Table 4.28: Decision on Household Expenditure

S.N	Decision makers	No. of HHs	% of HHs
1	Male	18	45
2	Female	8	20
3	Both	14	35
	Total	40	100

Source; Field survey, 2011

Among the 40 sampled households, 45% decisions on households expenditure and made by male members. Only 20% decisions are done by females where as 35 percent decisions are made by both male and female members. It shows the low decision making power of females in household with regard to household expenditure. However, there is leading role of females in female headed household and nuclear family. In male headed households and households with joint family, females have lower power to decide in household expenditure.

4.5.3 Decision on Expenditure of Children's Education

According to the field survey, out of the total 40 sampled households, male members have dominant role in deciding children's education. The decisions about children's education and expenditure for them were made by males in most cases. The following table shows the dominance of males' role on decision role children's education and expenditure for them.

Table 4.29: Decision on Expenditure of Children's education

S.N	Decision maker	No. of HHs	% of HHs
1	Male	20	50
2	Female	9	22.5
3	Both	11	27.5
	Total	40	100

Source; Field survey, 2011

The above table reflects that 50 percents role of decisions were made by males and only 22.5 percent by females. Similarly, 27.5% decisions were made by mutual consent of both members. Though both males and females are equally responsible for the children’s future but only males members decide in most of the cases. It may be due to the low educational status of female and their economic dependency.

4.5.4 Decision on Treatment for Sickness

Health is very sensitive for human being and it affects all the other activities. Medical science has developed many kinds of medicine and injection for treatment of diseases. The life expectancy of people has been increased due to modern medical facilities. In term of decision related to treatment for sickness of family members, males have dominant role Mostly, male members decide the types of treatment to be practiced to care the disease. The following table shows the male domination in decision for treatment.

Table 4.30: Decision on Treatment for Sickness

S.N	Decision Maker	No. of HHs	% of HHs
1	Male	22	55
2	Female	8	20
3	Both	10	25
	Total	40	100

Source; Field Survey, 2011

Above table shows that 55 percent decisions are made by males and 20 percent by females. Similarly, 25 percent decisions are made by both the member.

4.5.5 Decision on to Go social Activities

Social activities are important part of human life. It is generate the human beings and to gain for knowledge and awareness. The following table shows the situation of decision making on to go social activities.

Table 4.31: Distribution of Households by Decision on to Go social activities

S.N	Decision maker	No. of HHs	% of HHs
1	Male	12	30
2	Female	10	25
3	Both	18	45
	Total	40	100

Source: Field survey, 2011

Among the 40 sampled households, 45% decisions are done by both members where as 30% decisions are male members and 25% decisions are female member. It shows the decision making power of male and female both are equal on to go social activities.

4.5.6 Represented at Social Organization

The Nepalese society is tradition and most of the tradition and cultural aspects play effective role to enhance the status of women in the society. Females have no property right and low access to education and economic activity. Indeed it is ridiculous in modern society where both males and females are equal having equal rights and responsibilities. Though males and females are considered equal, female have low access to education, employment and in order gainful activities and they have low status in the society. But different social organization females generated low social status. Out of the 40 women were the represented at social organization shows the following table.

Table 4.32: Represented at Social Organization

S.N	Women	NO HHs	Percent
1	Yes	29	72.5
2	No	11	27.5
	Total	40	100

Source; Field survey, 2011

Above table shows that out of 40 women 72.5 percent women are represented in social organization. Only 27.5, women are not involved in social organization, because of lack of knowledge and lack of awareness.

4.5.7 Views Toward female's Decision making Power

Nepalese society is male dominated where women's decision making authority come only after the men's. The women make decision only when men are not in the home or they have gone outside their village. But opposite to this, the study shows that almost all the women's study areas are major or minor participating in decision-making. The table given bellow shows the distribution of women on the basis of decision making power on socio-economic aspect of the society.

Table 4.33: Women of the View on their Role in Decision Making Process

S N	Particular	Male		Female		House consult		Total Women
		Total	%	Total	%	Total	%	
1	Buying Daily Necessities	4	10%	24	60 %	12	30%	40
2	Buying clothes	8	20%	22	55%	10	25%	40
3	Religious Work	4	10%	20	50%	16	40%	40
4	Treatment	6	15%	2	5%	32	80%	40
5	Agriculture work	8	20%	2	5%	30	75%	40
6	Saving	4	10%	3	7.5%	33	82.5%	40
7	Taking loan	3	7.5%	1	2.5%	36	90%	40
8	Utilization of saving	4	10%	2	5%	34	85%	40
9	Animal care	6	15%	22	55%	12	30%	40
10	Income activities	5	12.5%	3	7.5%	32	80%	40
11	Buy utensils	1	2.5%	25	62.5%	14	35%	40
12	Face social meeting	32	80%	2	5%	6	25%	40

Source: Field Survey, 2011

According to the table given above most of the women was found participating majorly or minor in decision making process within or outside home in the study area. The highest 62.5% of the women were found having major involvement in decision for cooking/ buy utensils whereas the least 2.5% of the women were found having major involvement in decision for taking loan. The second highest 60% of the women were found having major involvement in decision for buying daily necessities/household goods. Similarly 55% women were found having major involvement in decision for animal care.

Above table shows that, the women have no authority or say on economic decision making process in this case above 80% women are doing with house consult most of women have involved in kitchen related or household chores i.e. buy daily necessities, buying clothes, animal care, religious work buying utensils etc. on the other had most the male have involved in decision making of some important issues i.e. treatment, agriculture work saving, taking, loans utilization of saving, income activities etc. but in some cases women who are widens or respected from the husband and in all cases they are earning their livelihood themselves. They are the main earner of the family. There aren't active male members in their family. They have to make all decisions related to their daily life.

The study area the most of the women were found having major involvement in household activities such as buying daily necessities buying clothes, religious work, treatment, agriculture work taking loan animal care, cooking etc. whereas the least of them were found in agricultural activities and taking loan.

4.6 Work Loads of Women

Women do more work than men. In agrarian countries like Nepal, the work load of women is for greater than that of men. Women have to work doing various types of heavy as well as light works, which may be more time consuming, troubles and routine for women. They have to perform all domestic tasks such as cooking cleaning house and utensils, fetching water (from tape to kitchen), grinding and processing of the cereals, making liquor, dairy products, cutting grass for cattle, food preservation, looking after the children, bringing firewood, washing clothes caring children and animal etc. Besides all these domestic works they are also working in the agriculture

filed. In the surveyed areas women are performing all the above types works especially in from work, men usually prepare land(i.e. plugging, hoeing and harrowing the soil.) for crop cultivation, while women are generally responsible for many the ensuring activities, whether it is rice, maize, wheat are performed by women. For the processing (drying, thrusting and wining) is done mainly by women. The task storing grains far home consumption and as store seed for the coming year.

Due to these above mentioned heavy working load women can't read easily from their childhood age. They have to perform two-third part of total work which occurs in the daily life. So women can't participate in any income generating activities and social cultural work, their status is poor.

4.7 Reasons of Female Backwardness

In the study area, females are found deprived from their rights and responsibilities. They have low access to education, employment and decision making. They are dominated by males in each and every step of life. The followings are the main reasons for their backwardness in the study area as given by the women.

Table 4.34: Reasons of Backwardness of Female

S.N	Reason given by the Female	No. of frequency	percent
1	Lack of education	16	40
2	Lack of awareness	4	10
3	Low Economic status	14	35
4	Tradition and culture	6	15
	Total	40	100

Source; Field Survey, 2011

As reported by the women, the main reason of female's backwardness is lack of education 40 percent, followed by low economic status 35 percent. The stated third reason, which make female as backward is tradition and culture 15%. Lack of awareness 10 percent also contributes to keep women low status.

4.8 Stated Suggestion to Improve the Socio-Economic Status of Women

From the study it was found that, for improvement of present situation there should be some efforts paid to face socio- economic problems of women. Women were asked for the suggestion for betterment of the situation and to solve the problems facing by them. The table given below shows the distribution of women on the basis of states suggestion to improve the socio- economic status of women.

Table 4.35: Distribution of Women on the Basis of Stated Suggestions to Improved the Socio-Economic Status of Women

S.N	Stated Suggestions by Women	Frequency	percent
1	Educational opportunities	36	90
2	Skill development training	30	75
3	Employment opportunities	22	55
4	Freedom	10	25
5	Assistance of loan for income generating activities	24	56
	Total	122*	

Source: Field survey, 2011

*Note: The women have replied more than one answer as they emphasize in more suggestion to improve the socio-economic status of women.

According to the table given, above, the highest 90% of the women expressed that the educational opportunity would be primary solution for various problems associated with women such as illiteracy, unemployment, discrimination etc, where the least 25% of the women were found to have freedom for social, economical and other opportunities such as education, employment, decision making power etc. the second highest 75% of the respondents suggested that the skill development training is essential to get employment generating opportunities. Similarly 56% of the women found suggesting for assistance of loan for income generating activities such as small

business, cottage industries etc. while 55% of the women were found suggesting for employment opportunities to resolve various problems related to women.

4.9 Problems Faced by Women in Decision Making Process

Though in Nepal, women are spending their lots of time in household activities. They are lacking in decision making. They are facing the problems of decision making due to the following reasons:

They are dependents socially and economically.

They have no control over resources.

Due to traditional norms, values and attitude.

Involvement in non-economic activity.

Females hesitate to decision freely.

They have no confident to decide solely.

4.10 Conclusion

Though men and women are born equally yet discriminated in the society after their birth. They are not treated as equal in household as well as in society. Their roles and responsibilities are determined on the basis of sex difference. Male child is respected in the family while female child does not get that opportunity as that of her brother. Females are discriminated in socio-economic sector as well as decision making process. Male child has legal rights of paternal property while female child has not received that right. More or less male dominance is practiced in our society. Due to this, females are deprived from gainful social as well as economic opportunities. They are getting involved more in laborious and physical activities. Very few females are lucky get opportunity to engage in while color job. Most are surrounded by household boundaries. They are mainly engaged in cooking livestock caring, firewood collection, grass/fodder management child rearing, agriculture activities, household chores; they have low access to education, employment and medical facilities.

Though status of female has been improved recently, still it is not satisfactory. It is essential to eliminate the gender disparity which is prevailed in our society. National development is not possible, if women are not brought into main stream of development as well as in decision making process. In this situation, empowerment and enhancement of economic activities to female are essential to raise their status in society and bring them out from the household boundaries.

CHAPTER V

SUMMARY, CONCLUSION AND RECOMMENDATION

This chapter presents the discussion of the findings of the study. It deals with the socio- Economic status and women's and their role in decision making process. The major findings of study or summarized, concluded and recommended in the chapter.

5.1 summary

The present study is related with socio-economic status of women in Juropani VDC of Jhapa district. Though study is on socio-economic condition of women; following the major findings of the study as follows:

- ❖ Most of the women in the study area are found of Rajbanshi (Adibashi group) and Brahmin/chhetri rather than other castes i.e. 51 percent.
- ❖ Among the total women, 50% were Hindu and 5/5% were Buddhist and Muslim but Christian were not found
- ❖ Maximum number of the women's age is between 16-30years.
- ❖ Out of the 40 women 25% were illiterate, 55% were literate. But SLC level were 15% and intermediate, bachelor and above level were 5% women found.
- ❖ Juropani VDC has the diversity of caste and ethnicity, among 40 women 30% were Adhibashi (Rajbanshi), chhetri/ Brahmin were 20%, Tajpuriya, Majhi, Satar 15/10/10% respectively and rest were Dalit, Gurung Bairagi etc.
- ❖ Mostly of the women of the study area are found having joint family system (65%), but even big consisting only father, mother, son, daughter in law unmarried daughters and grand children and most of the women prefer nuclear family system rather than joint family system.
- ❖ Women have status in their families as mother, daughter, and daughter in law and sisters, which play an important role in determining their work, land and responsibilities within and outside their home. Most of the women are recognize as mother in their family and then comes mother-in-law, daughter-in- law, daughter etc.

- ❖ In the study area, livestock like cows, buffalos, pig, chickens, ducks and goats are popular among the women and chickens are most wanted by them because of fewer requirements of money and land needed for them to keep.
- ❖ The main family income sources are agriculture wage/ labor, business and service etc. Most of the peoples' (10%) annual income is above Rs.80 thousand per year.
- ❖ Average annual income of the total women is 40 Thousand to 60 thousand per year.
- ❖ In the case of personal properties of women, they were found very few in numbers who have their own property. Most women's personal property is "Dowry" which they get during marriage from maternal home some women were found having cows, goats, hens, ducks and little land as their own property called "Pewa". They were free to use their property.
- ❖ In decision making role, women have either major or minor involvement in different areas. Their major involvement are for cooking, buying household goods, celebrating festivals etc. which are known as hard working jobs and in the cases of decisions like arranging marriage, buying/selling lands, cattle, agricultural products and schooling and schooling their children. Women are not given priorities for their participation these decisions are done by men only.
- ❖ 60% of the women were having just adequate food in the study area. Some of them are facing the problems of insufficiency of food that are belonged to farm and wage labour.
- ❖ Out of 40 women, 50% were lies in (16-30 years) age group, only at least 20% were lies above 50 years of age group similarly 30% were lies in 31-45 age group.
- ❖ Most of the women, 75% were found to be married, 15% were widow and 10% were unmarried.
- ❖ 35% of the total women were using hospital (health post) for their health treatment and 50% were using private clinics, which is nearly and 6% were using dhami.
- ❖ Asking them questions whom do you give important to your son or daughter, 52.5% were replied. Both equal 25% were replied son and rest 22.5% were in aspect of daughter.

- ❖ Among the 40 women 55% were farmer, 15% were labour, 20% were businessman and rest 5 percent were officeholder.
- ❖ Out of 40 percent women 55 percent women were working 6-9 hour per day. Likewise, the working hour of 25% of women was above 6 hours per day, only 20 percents were working 3-6 hour per day.
- ❖ Among the 40 sampled household 55% had (1-20) kattha of farming land, 15% less than 10 kattha of land and only 10 percent had above 60 kattha of farming land.
- ❖ 40 percent of total sampled household had sufficient of food production all over the year and rest 60% hadn't sustaining food production all over the year.
- ❖ The annual income of 5% women landless then 20,000, fifteen percent had 20,000-60,000 and only 10 percent had more than 80,000 per year.
- ❖ Out of 40 women per annual expenditure of 75 percent had less than 20,000 and 25 percent had more than 30,000 annual.
- ❖ 45% were expending more money for education, 30% were expending in food and 10 percent were expending in clothes, similarly in health 15% respectively.
- ❖ About the total 40 women 75% had cow, 40% buffaloes 90/90 percent rearing chicken/ ducks 35% rearing Goats and not found were rearing pig in the study area.
- ❖ The contribution of livestock in family income was different. Among the 61.11 percent of total women the contributions of livestock in monthly income was less 500, similarly, 5.56% women replied Rs.1500 and above was the contribution.
- ❖ Among the total women, 36 of the women who were taking loan, 33.33% were took loans from Banks 61.11% were from relatives and 5.56 percent were taken loan from relatives and 5.56 percent were taken loan from other sector i.e. from businessman, friends etc.
- ❖ Out of 36 women 50% had taken loan for household expenditure, and only 16.67 percents had taken loan for study or to perform business activities.
- ❖ Out of 36 women 85 percent were using their loan from house consult and 15% were using freely their loan.
- ❖ Among the 40 women 35% were involved in extra income generating activities 65% were not involved in only extra income generating.

5.2 Conclusion

More than half of the population is covered by female even, the remain centered on their traditional roles like taking care of most household chores, fetching water, fodder, bearing child and doing farm work women. Women of Nepal have faced various problems which are centuries old, they suffer much oppression, suppression all over the rural area. The present study is related with socio-economic status of women in Juropani VDC of Jhapa district. Though study is on socio-economic condition of women, following conclusion is stressed on the basis of findings.

Women are known indifferent means like mother, sister etc. which are taken very reputable words. It is to be said that **“Men and Women are two wheels of the same cart”** but not practiced in behavior and always women are dominated by men in this VDC. Nepalese women do not have their own identity and they are always known only after the males. Male domination and female subordination pervades women’s full life cycle. Till now it is found that their education is given less priority than males and those females who get chances for education or not able to complete their study like males most of women have problems of early marriage, hard working, misbehavior from their own family members. Lower status in the society although they waste their time and energy for taking care to their family member and house.

While analyzing the economic condition of the women in this VDC it can be studied by categorizing in four types of occupation. Majority of women are involved in household activities and agriculture, minor women are involved in income generating activities like small sized business, labor work, civil servant etc. so a small part of women are economically sustainable.

Decision making plays a crucial role in daily household activities. Women has lead role in household activities like buying daily necessities, animal care and buying utensils, so it is found women are confined only in peripheries of the household chores with maximum working load comparatively than the male.

5.3 Recommendation

After the base line information analysis, following recommendations are given to the concerned institutions.

One of the main causes of the women's poor economic condition is illiteracy. Because of illiteracy they are backward in every aspect of their life. They are reluctant to participate in many gainful programs carried by governmental sectors. Therefore, it is necessary to give compulsory secondary level education to girls. Guardians must be convinced about girl's education most of the household are unable to do outdoor jobs because there are none to look after the household. It will be very useful to train them in seasonal vegetable farming, knitting and sewing etc. which can be done in their respective villages. This not only raises household income, but also develops their self confidence.

In term of Nepal, women have less property right. Female are deprived parental property. They have no equal right of parental property as their male counterpart. They are treated as second class citizen and given less priority in terms of decision in property issues. Women have to equal right in property. In most of the households, home land and other properties are registered in name of male. So, we have to involve women in decision process regarding to the property issues and should be provided equal right of property in family.

In the case of decision making process with in their homes and outside their homes, and outside their homes, the women should be given equal freedom for participation with the males. Women the crucial but neglected organ of the society should draw attention to the authorities to their conditions and it is recommend that the concerned authorities should take initiative in generating women's welfare programmers and other relatives privileges, massively.

Specially, rural parts of the country, the early marriage should be eliminated totally by initiating more effective awareness raising programs by the government and non-government organizations.

To uplift the women's poor status proper education, awareness, training of some income generating related sector and empowerment should be provide by governmental and non governmental authorities.

BIBLIOGRAPHY

- Achrarya, M. (1981). *Status of Women*, (vol. I) Kathmandu: CEDA.
- Acharya M. and L. Bennet (1981). *The Rural Women of Nepal An Aggregation Analysis and summery of 8 village studies*, (vol. II). Kathmandu: CEDA.
- Acharya, S.B. (2004, March 17). *Nepalese Women Challenges: Ahead*. The Rising Nepal, Kathmandu: P-5.
- Adhikari, R.B. (1999). *Women Environment and Renewable Energy Technologies*, Across Magazine vol.2, no -4 Feb., April, 1999.
- Achara, M. (1995). *Status of Female - Selected Socio Cultural and Economic Aspects, Population Monograph of Nepal*. Kathmandu, CBS.
- Acharya M. (1979). *Statistical Profile of Nepalese Women*. Vol. - I, KTM CEDA.
- Acharya, M. & Bennett (1981). *The Rural Women in Nepal: An Aggregate Analysis of Summary of 8 village studies*, Vol. II, Part 9, CEDA, T.U.
- Acharya, M. (1994). *Statistical Profile of Nepalese Women: An Update in the policy context*, IIDS, Kathmandu.
- Acharya M. (1997). *Status of Women Vol II, Part II*, CEDA, T.U.
- Acharya, M. (1998). *Statistical Profile of Nepalese Women: A Critical Review*. Vol. I, Part one, CEDA, T.U.
- Anna Robinason-pant (2010). *UNESCO Institute for education*
- Bastola, T.S. (1993). *Land in farms of Nepal Thanyank Gatibidhi* (Four Monthly Statistical).
- ADB (1999). *Women in Development: Issues, Challenges and Strtegies in Asia and the Pecific*. Philippines: Asian Development Bank.
- Bennett, L. (1983). *Dangerous Wives and Scared Sisters*. Columbia University Press, USA.
- CEDA, (1972). *Population Development Policy in Nepal, Internal Working Document* CEDA T.U.
- Constitution (2063). *Interim Constitution of Nepal*, Government of Nepal, KTM
- CBS (2001). *Population Census 2001*, National report: KTM, Central Bureau of Statistic.

- CBS (2001), *Population Census Result in Gender Perfective. (Vol .III)*. Central Bureau of Statistics, Kathmandu.
- CBS (2001). *population of Nepal (Eastern Development Region)*, Kathmandu Central Bureau of Statistic.
- Dahal, B. (2004, March 8). *Women's Empowerment: Amend Laws and Traditions*. The Rising Nepal, p.5, Kathmandu.
- Gimire, Durga (1997). *Women and Development*. CEDA,T.U.Kathmandu.
- Ghimire Durga (1991). *Girl, Child and Family Journal II*. Kathmandu NEFAS
- Gurung,Jeannette (1999). *Searching for Women's Voice in the Hindu Kush Himalayan*, ICEMOD, Nepal.
- Kasaju (1997). *Education for Rural Development & CERID*, T.U.
- Krishna, J.I. (1973). *Report of the Expert Committee on Legal Aid, in Women and Violence*, Vikash Publishing Houseing House Pvt.Ltd., (1973)
- MOH (1993). *Ministry of Health Annual Report*. Department of Health Services, HMG, Kathmandu.
- Manandhar,P.K.(1993). *Family Planning and Family Welfare in Nepal*,
- Maharjan, U. (2004). *Women at Workplace, Respect their Feelings*, The Rising Nepal, Kathmandu, P.-5.
- Mehrota, Deepti Priya (2006). *Dream Girls, Real Lives*. Kathmandu: The Rising Nepal. Jun, 19- 2006.
- Thapa Krishna B. (1981). *Women and Social Change in Nepal (1951-1960)*.
- Majupuria Indra (2007). *Nepalese Women (Status & Role)*.
- Ministry of Health (1993). *Annual Health Report*: Department of Health Services, HMG, Kathmandu.
- Nepal South Asia Center (1998). *Nepal Human Development Report*, NSAC.
- Pradhan, S.M. (2005, March 18). *Women in Nepal – A long away to Go*. The Rising Nepal, Kathmandu, P.5.
- Pradhan, S.M.(2005, February 23). *Relief to Education Central*. The Rising Nepal, Kathmandu, P.5.
- Sangraula Y.R. (1996). *Parental Property Right*. Kathmandu:

Shtrii Shakti (1995). *Women Development democracy: A Case Study of the Socio-economic Change in the status of women in Nepal, (1981-1993)* and Shtrii Shakti Kathmandu Nepal.

Subedi, P. (1993). *Nepalese Women Rising*. Kathmandu: WACN.

UN (1995). *World's Women Kathmandu*: United Nation.

UNDP (1999). *Nepal Human Development Report* UNDP & South Asia HDR.

UNICEF (1987). *Children and women of Nepal*. A situation Analysis.

UNICEF (1996). *Children and Women of Nepal*. A situation analysis.

Website:-

www.cbs.org.

www.Nepal.com

