




SOCIO-ECONOMIC IMPACT ON AGE AT MARRIAGE
(A Study on Dalit Community of Pokhara VDC, Rukum)



By:
Beg Bahadur Khadka



A Dissertation Submitted to
The Central Department of Population Studies, Faculty of
Humanities and Social Sciences in Partial Fulfillment for the
Degree of Master of Arts in Population Studies



Central Department of Population Studies
Tribhuvan University
Kirtipur, Kathmandu, Nepal
February 2010

RECOMMENDATION

This dissertation work entitled "**Socio-Economic Impacts on Age at Marriage: A Study on Dalit Community of Pokhara VDC, Rukum**" by Mr. Beg Bahadur Khadka is prepared under my supervision for the Degree of Master of Arts in Population Studies. To the best of my knowledge, the study is original and carries useful information on female age at marriage and fertility.

I, therefore, recommend it for evaluation to the Dissertation Committee.

February 2010

Mr. Dhanendra Veer Shakya
Lecturer
CDPS, T.U., Kirtipur
Kathmandu

**CENTRAL DEPARTMENT OF POPULATION STUDIES
TRIBHUVAN UNIVERSITY
KIRTIPUR, KATHMANDU, NEPAL**

APPROVAL SHEET

This dissertation entitled "**Socio-Economic Impacts on Age at Marriage: A Study on Dalit Community of Pokhara VDC, Rukum**" by Mr. Beg Bahadur Khadka has been accepted as partial fulfillment of the requirement for the Degree of Master of Arts in Population Studies.

Approved By

Dr. Prem Singh Bisht
(Prof. and Head)

Mr. Laxman Singh Kunwar
(External Examiner)

Mr. Dhanendra Veer Shakya
(Supervisor)

February 2010

Dissertation Committee

ACKNOWLEDGEMENT

I would like to express my sincere gratitude and gratefulness to Dr. Prem Singh Bista, Professor and Head, Central Department of Population Studies, T.U. for his valuable suggestion and encouragement. I am also very indebted and grateful to my supervisor Mr. Dhanendra Veer Shakya, Lecturer in CDPS, T.U. for his kind supervision and valuable suggestions at various stages of this dissertation by devoting valuable time.

I would also like to express my gratitude and gratefulness to my respected all faculty members for the kind help in the time of the study. Again I would like to thank Mr. Krishna Bahadur Khatri, secretary of Pokhara VDC, Rukum District, my younger brother Mr. Dinesh Khadka and my friend Mr. Ammar Bahadur K.C. for their kind help during the time of data collection.

Finally, I am also indebted to all the respondents without whose cooperation this work would not have been possible. And then, my special thanks go to Mr. K.G. Maharjan, K.M. Computer, Kirtipur for his help to bring this dissertation in this form.

The merits and the bright side of this document is the result of various individuals mentioned above, and; of course I alone own the omissions and short comings.

Feburary 2010

Beg Bahadur Khadka

TABLE OF CONTENTS

	Page No.
Letter of Recommendation	i
Approval Letter	ii
Acknowledgement	iii
Table of Contents	iv
List of Tables	vii
List of Figures	ix
Acronyms	x
CHAPTER - I : INTRODUCTION	1-7
1.1 General Background	1
1.2 Statement of the Problem	4
1.3 Objective of the Study	5
1.4 Significance of the Study	6
1.5 Limitation of the Study	7
1.6 Organization of the Study	7
CHAPTER – II : REVIEW OF LITERATURE	8-17
2.1 Literature Review	8
2.2 Conceptual Framework	16
2.3 Formulation of Hypothesis	17
CHAPTER – III : METHODOLOGY	18-24
3.1 Introduction of Study Area and Target Population	18
3.2 Questionnaire Design	19
3.3 Method of Data Collection	20
3.4 Data Processing	20
3.5 Style of Presentation	21

3.6	Technique of Data Analysis	21
3.6.1	Estimation of Correlation Coefficient (r)	21
3.6.2	Procedure to Estimate Standardized Regression Coefficient Beta (β)	22
3.6.3	Procedure to Estimate the Value of Coefficient of Multiple Determination (R^2)	22
3.7	Hypothesis Testing	22
3.8	Scheme of the Variables	24

CHAPTER – IV : SOCIO-ECONOMIC AND DEMOGRAPHIC BACKGROUND OF THE STUDY

POPULATION	25-39	
4.1	Age-Sex Structure	25
4.2	Dependency Ratio	27
4.3	Education Attainment	29
4.4	Occupational Status of Household Population	32
4.5	Income Status of the Study Population	34
4.6	Landholding Pattern of the Study Population	37
4.7	Household Facilities	37

CHAPTER – V: ANALYSIS OF AGE AT MARRIAGE

40-52		
5.1	Occupational Status and Age at Marriage	40
5.2	Age at Marriage and Education	43
5.3	Age at Marriage and Religion	45
5.4	Age at Marriage and Children Ever Born	47
5.5	Age at Marriage by Duration of Marriage	51

CHAPTER – VI : STATISTICAL ANALYSIS

53-57		
6.1	Correlation Analysis	53

6.2	Regression Analysis	55
-----	---------------------	----

CHAPTER – VII: SUMMARY, CONCLUSION AND RECOMMENDATIONS **58-63**

7.1	Summary of Findings	58
-----	---------------------	----

7.2	General Findings	60
-----	------------------	----

7.3	Conclusion	61
-----	------------	----

7.4	Recommendations	61
-----	-----------------	----

7.4.1	Policy Implications	61
-------	---------------------	----

7.4.2	Recommendation for Further Research	62
-------	-------------------------------------	----

	References Cites	64-65
--	-------------------------	--------------

LIST OF THE TABLES

Table No.	Title	Page No.
1	Age-Sex Distribution of Dalit Population by Conventional 5 Year Age Group, Pokhara VDC, 2008	26
2	Distribution of Dalit Population by Broad Age Groups of Pokhara VDC, 2008	28
3	Dependency Ratio of Dalit Population, Pokhara VDC, 2008	28
4	Percentage Distribution of Male and Female Study Population Aged 5 Years and Above by Educational Attainment, Pokhara VDC, 2008	29
5	Percentage Distribution of Study Population According to Literacy Status	30
6	Percentage Distribution of Literate and Illiterate Dalit Population by Age and Sex, Pokhara VDC, 2008	31
7	Distribution of Household Population by Occupational Status	32
8	Distribution of Respondents by their Occupational Status	34
9	Distribution of Household According to Sources of Income, 2008	35
10	Percentage Distribution of Household According to Annual Income, 2008	36
11	Distribution Households According to Landholding Size, 2008	37
12	Distribution of Households by Access of Lighting and Communications Facilities, 2008	38
13	Percentage Distribution of Respondents According to Occupational Status and Age at Marriage, Pokhara	

	VDC, 2008	41
14	Percentage Distribution and Respondents According to Mean Age at Marriage and Occupation, Pokhara VDC, 2008	42
15	Distribution of Respondents According to Age at Marriage and Educational Status, Pokhara VDC, 2008	43
16	Distribution of Respondents According to Mean Age at Marriage and Literacy Status, Pokhara VDC, 2008	44
17	Distribution of Respondents According to Mean Age at Marriage and Educational Attainment, Pokhara VDC, 2008	45
18	Distribution of Respondents According to Mean Age at Marriage and Religion, Pokhara VDC, 2008	46
19	Percentage Distribution of Respondents According to Age at Marriage and CEB by Current Age, Pokhara VDC, 2008	47
20	Distribution of Respondents According to Mean Age at Marriage and CEB by Current Age Group	49
21	Distribution of Respondents According to Age at Marriage and Number of Children Ever Born, Pokhara VDC, 2008	50
22	Distribution of Respondents According to Age at Marriage and Duration of Marriage, Pokhara VDC, 2008	51
23	Correlation Matrix	55
24	Regression Out Put	57

LIST OF THE FIGURES

Fig. No.	Title	Page No.
1	Conceptual Framework for the Study of the Socio-Economic Impact on Female Age at Marriage	17
2	Normal Curve	24
3	Scheme of the Variables	24
4	Pyramid of the Study Population	
5	Age-Sex Distribution of Dalit Population by Conventional 5 Year Age Group, Pokhara VDC, 2008	

ABBREVIATIONS

AM	Age at Marriage
CAW	Current Age of Women
CBS	Central Bureau of Statistics
CDPS	Central Department of Population Studies
CEB	Children Ever Born
DHS	Demographic Health Survey
HH	Households
INGOs	International Non-Governmental Organizations
MAM	Mean Age at Marriage
MCEB	Mean Children Ever Born
NDHS	Nepal Demographic & Health Survey
NGOs	Non-Governmental Organizations
SMAM	Singulate Ate at Marriage
UN	United Nations
VDC	Village Development Committee
WED/EWD	Education of Women
WOC/OCW	Occupation of Women