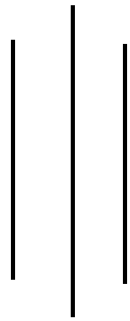


INVESTMENT PORTFOLIO ANALYSIS OF JOINT VENTURE BANKS IN NEPAL



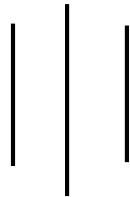
By

Sujita Keyal

Campus Roll No.34/

TU Reg. No. 7-1-238-062-96

Thakur Ram Multiple Campus, Birganj



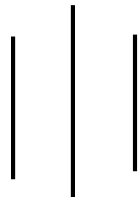
A Thesis

Submitted to

The Office of the Dean

Faculty of Management

Tribhuvan University



In the partial fulfillment of the requirement for the
Master's Degree in Business Studies

(M.B.S.)

November, 2008

RECOMMENDATION

This is to certify that the thesis

Submitted by:

Sujita Keyal

Entitled

"Investment Portfolio Analysis Of Joint Venture Banks In Nepal"

has been prepared as approved by this department in the prescribed

format of the Faculty of Management. This thesis is forwarded for

evaluation.

Krishna Kumar Sah
Lecturer
Thakur Ram Multiple Campus
(Thesis Supervisor)

Mr. Rajeshwor Acharya
Lecturer
Thakur Ram Multiple Campus
(Head of Research Committee)

Campus Chief
Thakur Ram Multiple Campus
Birgunj

DECLARATION

I hereby declare that the work reported in this thesis entitled '**INVESTMENT PORTFOLIO ANALYSIS OF JOINT VENTURE BANKS IN NEPAL**', submitted to the Faculty of Management, Thakur Ram Multiple Campus, Tribhuvan University is my original work done in the format of T.U. for the partial fulfillment of the Master's Degree in Business Studies (MBS) under the supervision and guidance of Krishna Kumar Sah, Thakur Ram Multiple Campus, Birgunj, Parsa.

Sujita Keyal
Researcher
TU Regd. # 7-1-238-62-
Thakur Ram Multiple Campus

ACKNOWLEDGEMENT

My heartfelt gratitude goes to my respected supervisor, Krishna Kumar Sah, Thakur Ram Multiple campus Birgunj, T. U. for his valuable advice and perpetual inspiration through out the study period.

I would like to express my sincere thanks to Campus Chief, TRM campus and Lecturer Rajeshwor Acharya, Dr. Deepak Shakya & Sanjay Shrestha, Lalan Dwibedi, and Namon Narayan Mahato who always been my true source of inspiration.

T.U, for providing me essential facilities and who insisted me from time to time to under take this thesis writing. It's my pleasure to acknowledge with my sincere thanks to all the lectures of Thakur Ram Multiple campus for their academic support.

It is my greatest privilege to have the opportunity of expressing my deep sense of gratitude and humble regards to Mr. H.N. Chaudhary for their kind assistance to prepare the thesis.

Further, the officers of the ILD, Kathmadu and T.U central lib. Who helped me in providing the valuable information and necessary documents and data for this study are also get my thanks .

Sujita Keyal
T.U. regd. 7-1-238-62-96
Roll No. 54
2008

Table of Contents

S.No.		Page No.
	Recommendation	
	Viva-Voce sheet	
	Acknowledgement	
	Table of Contents	
	List of Table	
	List of Figure	
	Abbreviation	
	CHAPTER-ONE	
	Introduction	1
1.1.	Background Of the study.	1
1.2.	Investment Portfolio	2
1.3	Portfolio Management	3
	1.3.1 Objective of the Portfolio Management	4
1.4	Portfolio Risk and Return	5
	1.4.1 Portfolio Return	5
	1.4.2 Portfolio Risk	5
1.5	Capital Asset Pricing Model (CAPM)	6
1.6	Meaning of Commercial Bank	7
1.7	Functions of Commercial Banks	8
	1.7.1. Accepting Deposits	8
	1.7.1.1 Advancing Loans	8
	1.7.1.2 Agency Services	9
	1.7.1.3 Credit Creation	9
	1.7.2 Other Functions	9
1.8	Development of Commercial Banks in Nepal	9
1.9	Joint Venture Bank–Concept/A brief Review	11
1.10	Role of Joint Venture Banks	13
1.11.	Statement of the Problem	14
1.12.	Objective of the Study	15
1.13.	Area of the Study	16
1.14.	Research Design	16
1.15	Limitation of the Study	17
1.16.	Population and Sample.	18
1.17.	Research Methodology	21
1.19.	Organization of the Study.	22
	CHAPTER- TWO	
	REVIEW OF LITERATURE	24
2.1	Review of Relevant Books	24
2.2	Popular Models on Portfolio	25
	2.2.1 Markowitz's Portfolio Selection Model	25
	2.2.2 Markowitz Model : The Mean Variance Criterion	26

2.2.3	Portfolio Theory Assumption	27
2.2.4	The Sharpe : The Single Index Model	28
2.3	Review of Article	29
2.4	Portfolio Management in Nepal Banks :	31
2.5	Features of Sound Lending and Investment Policy	33
2.6	Ratio Analysis	35
2.6.1	Liquidity Ratio	35
2.6.2	Assets Management Ratio (Activity Ratio)	37
2.6.3	Profitability Ratio	38
2.6.4	Growth Ratio	38

CHAPTER - THREE

	RESEARCH METHODOLOGY	39
3.1	Research Design	39
3.2	Population and Sample	40
3.3	Sources of Data	40
3.4	Data Collection Techniques	41
3.4.1	Observation	41
3.4.2	Group Discussion	41
3.5	Modes of Data Analysis	41
3.6	Data Analysis Tools	41
3.6.1	Financial Tools	41
3.6.2	Statistical Tools	42
3.7	Limitation of the Methodology	43
3.8	Review of Related Studies :	43

CHAPTER - FOUR

	PRESENTATION AND ANALYSIS	44
4.1	Analysis of Ratios	44
4.2	Return on Shareholders Fund Ratio	45
4.3	Return on Total Assets Ratio	47
4.4	Total investment to Total Deposit Ratio	49
4.5	Loans and advances to total deposit ratio	51
4.6	Investment Portfolio	53
4.7	Loans and advances portfolio	55
4.8	Earning Per Share :	58
4.10.	Investment portfolio to Return on Total Asset Ratio	62
4.11	Investment portfolio to Earning per share	64
4.12	Loan & Advances portfolio to return on shareholders fund(ROSF)	66
4.13.	Loans and advances portfolio to return on totals assets	68
4.14	Loans and advances portfolio to earning per share	70
4.15.	Beta Coefficient	71
4.16	Estimated market parameter	72
4.17	Statistical Tools	78
4.17.1	Coefficient of correlation	78

4.18	Test of Hypothesis	80
	CHAPTER-FIVE	
	Summary Conclusion and Recommendation	85
5.1	Summary	85
5.2	Conclusion	87
5.3	Recommendations	88
	Bibliography	
	Appendix	

List of Table

S.No.	Page No.
1 Return on shareholders fund ration	45
2 Return on total assets ratio	48
3 Total Investment to Total Deposit Ratio	49
4 Loans and advances to total deposits ratio	51
5 Joint Ventures Banks Average Investment Portfolio in Percentage	53
6 Joint Venture banks average loans and advances portfolio	56
7 Calculated Earning per share (EPS)	58
8 Comparative table of investment portfolio to ROSF:	60
9 Comparative table of investment portfolio to ROA	62
10 Comparative table of investment portfolio to EPS	64
11 Comparative table of loans and advances portfolio to ROSF	66
12 Comparative table of loans and advance portfolio to Return on total assets.	68
13 Comparative table of loans and advances portfolio EPS	70
14 Estimated market parameter	73
15 Estimated market return	74
16 Summary of above calculation	77
17 Anove	81

List of Figure

S. No.		Page No.
Fig.1.	Return on shareholders fund ration	46
Fig. 2.	Return on total assets ratio	49
Fig. 3.	Total Investment to total deposit ratio	50
Fig. 4.	Loan & Advance to total deposit ratio	52
Fig. 5.	The above detail can also be depicted in the following pie chart	54
Fig. 6.	Joint Venture banks average loans and advances portfolio	57
Fig. 7.	Calculated Earning per share (EPS)	59
Fig. 8.	Comparative table of investment portfolio to ROSF:	61
Fig. 9.	Comparative table of investment portfolio to ROA	63
Fig. 10.	Comparative table of investment portfolio to EPS	65
Fig. 11.	Comparative table of loans and advances portfolio to ROSF	67
Fig. 12.	Comparative table of loans and advance portfolio to Return on total assets.	69
Fig. 13.	Comparative table of loans and advances portfolio EPS	71

List of Figure

S. No.		Page No.
Fig.1.	Return on shareholders fund ration	
Fig. 2.	Return on total assets ratio	
Fig. 3.	Total Investment to total deposit ratio	
Fig. 4.	Loan & Advance to total deposit ratio	
Fig. 5.	The above detail can also be depicted in the following pie chart	
Fig. 6.	Joint Venture banks average loans and advances portfolio	
Fig. 7.	Calculated Earning per share (EPS)	
Fig. 8.	Comparative table of investment portfolio to ROSF:	
Fig. 9.	Comparative table of investment portfolio to ROA	
Fig. 10.	Comparative table of investment portfolio to EPS	
Fig. 11.	Comparative table of loans and advances portfolio to ROSF	
Fig. 12.	Comparative table of loans and advance portfolio to Return on total assets.	
Fig. 13.	Comparative table of loans and advances portfolio EPS	

ABBREVIATION

B.S.	=	Bikram Sambat
C.V,	=	Coefficient of Variance
EBL	=	Everest Bank Limited
Ed.	=	Edition
Etc	=	Etceteras
F/Y	=	Fiscal Year
HBL	=	Himalayan Bank Limited
N/G	=	Nepal Government
JVBs	=	Joint Venture Banks
MBS	=	Master in Business Studies
NABIL`	=	Nepal Arab Bank Limited
NBBL	=	Nepal Bangladesh Bank Limited
NEPSE	=	Nepal Stock Exchange
NGOs	=	Non-government Organization
NIDC	=	Nepal Industrial Development Corporation
NPAT	=	Net Profit After Tax
NRB	=	Nepal Rastra Bank
P	=	Page
PP	=	`Pages
ROI	=	Return on Investment
ROSF	=	Return on Shareholder Fund
SCBNL	=	Standard Chartered Bank Nepal Limited
S.D.	=	Standard Deviation
S.N.	=	Serial Number