
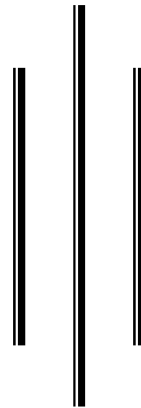


**LOAN MANAGEMENT**  
**OF**  
**COMMERCIAL BANKS**  
**(A Comparative study of HBL and NBBL)**



**A THESIS**  
**SUBMITTED BY**

Baburam Giri  
Thakur Ram Multiple campus  
Campus Roll No.:24/061  
T.U Reg. No.: 9073-88



**Submitted to:**  
Office of the Dean  
Faculty of Management  
Tribhuvan University  
In Partial fulfillment of the requirement of the degree of  
Masters of Business Studies (M.B.S)  
Parsa, Birgunj

**VIVA VOCE SHEET**

We have conducted the viva voce examination of the thesis presented by

**Baburam Giri**  
T.U Reg. No.: 9073-88

*Entitled*

**LOAN MANAGEMENT OF COMMERCIAL BANKS**

**(A Comparative study of HBL and NBBL)**

and found the thesis is original work of the student and written according to the prescribed format of Faculty of Management, Tribhuvan University. We recommended the thesis to be accepted as partial fulfillment of the requirements for Master's Degree in Business Studies (M.B.S).

**Viva-Voce Committee**

Chair Person (Research Committee)  
.....

Member (Thesis Supervisor) .....

Member (External Expert) .....

Date .....

**February, 2009**

## RECOMMENDATION

This is to certify that the thesis

Submitted by

Baburam Giri

T.U Reg. No.: 9073-88

*Entitled*

### **LOAN MANAGEMENT OF COMMERCIAL BANKS**

**(A Comparative Study of HBL & NBBL )**

Has been prepared as approved by this Department in the prescribed format of faculty of Management. This thesis is forwarded for examination.

.....  
Mr. Sanjaya Shrestha

(Lecturer & Thesis Supervisor)

.....  
Mr. Rajeshwar Prasad Acharya

(Head of Research Committee)

\_\_\_\_\_  
Campus Chief  
T.R.M Campus (Birgunj)

Date : \_\_\_\_\_

## **Declaration**

I hereby declare that the work reported in this project entitled "Loan Management of Joint Venture Banks" (*A Comparative Study of HBL & NBBL Bank Ltd*) submitted to the Office of Dean, Faculty of Management, Tribhuvan University is my original work done in the forms of partial fulfillment of the requirement of Master of Business Studies (MBS) under the Guidance of Mr. Sanjay Shrestha Lecturer of Thakur Ram Multiple Campus, Birgunj, Parsa.

February, 2009

Baburam Giri  
Thakur Ram Multiple Campus

**Birgunj, Parsa**

## **ACKNOWLEDGEMENT**

It is with great pleasure that I would like to extend my sincere gratuity to my respected advisor Mr. Sanjaya Shrestha Lecturer of Thakur Ram Multiple Campus, Birgunj,. for his cordial co-operation, continues supervision and inspiration without which this dissertation would not have completed. His intellectual guidance continually inspired me to complete this thesis.

I am also thankful for the co-operation shown by the bank staff of branch office of Himalayan Bank Limited and Nepal Bangladesh Bank Limited. I am also grateful to staff of our campus's librarian for giving various information and data.

At last, regardless of the source I wish to express my gratitude to those who may have contributed to this work, even though anonymously.

**Baburam Giri**

**Researcher**

## TABLE OF CONTENTS

Acknowledgement	I
Recommendation	II
Viva-voce Sheet	III
Declaration	IV
Table of contents	V
List of Tables	VI
List of Figures	VII
Abbreviation	VIII

### CHAPTER 1: INTRODUCTION

Background of the study	1
Focus of the study	6
A brief Profile of the Banks	7
Statement of the Problem	7
Objectives of the study	9
Significance of the study	9
Limitation of the study	10
Organization of the study	10

### CHAPTER 2: REVIEW OF THE LITERATURE

2.1 Conceptual framework	12
2.2 Review of Empirical Studies	17
2.3 Review of Nepalese Studies	20
2.4 Research Gap	31

### CHAPTER 3: RESEARCH METHODOLOGY

3.1 Research Design	33
3.2 Population and Sample	33

3.3	Nature and Sources of Data	34
3.4	Analysis of Data	34
3.4.1	Financial tool	35
3.4.2	Correlation coefficient Analysis	39
3.4.3	Trend Analysis	41

#### **CHAPTER 4: DATA PRESENTATION AND ANALYSIS**

4.1	Measurement of Liquidity Position	42
4.1.1	Current Ratio	42
4.1.2	Liquidity Fund to Current Liability Ratio	43
4.1.3	Liquid Fund to Total Fund Ratio	44
4.2	Measurement of the Lending Strength	45
4.2.1	Total Assets to Total Liabilities Ratio	45
4.2.2	Loan and Advances to Total Deposit Ratio	46
4.2.3	Lona and Advaces and investment to Total deposit Ratio	47
4.2.4	Loans and Advances to shareholder equity	48
4.3	Analysis of Lending Efficiency and Contribution in total Profitability	49
4.3.1	Interest Income to total Income Ratio	52
4.3.2	Interest Expenses to Total Deposit Ratio	53
4.3.3	Interest Income to Interest Expenses Ratio	54
4.4	Analysis of Growth Ratio	55
4.4.1	Growth Ratio of Total Deposit	55
4.4.2	Growth Ratio of Loans and Advance	57
4.4.3	Growth Ratio of Total Investment	58
4.4.4	Growth Ratio of Net Profit	58
4.5	Relationship between Deposit and Loans of HBL and NBBL	59
4.6	Relationship between Total Investment and Loans and Advance	60
4.7	Relationship between Total Income and Loans and Advances	61
4.8	Relationship between Interest Income and Net profit	62
4.9	Trend Analysis of Deposit Utilization	63
4.9.1	Trend Analysis of Loans and Advance and Total Deposit Ratio	63
4.9.2	Trend Analysis of Investment and Total Deposit Ratio	64
4.10	Major Findings of the study	66

## **CHAPTER 5: SUMMARY, CONCLUSION AND RECOMMENDATIONS**

Summary	70
Conclusion	72
Recommendation	76
BIBLIOGRAPHY	78
ANNEXES	81



## LIST OF TABLES

Table	Title	Page No:
2.1:	Bank wise Black Listed Borrowers and the Account Due from them	20
4.1:	Status of Current Ratio	42
4.2:	Liquid Fund to Current Liability Ratio	43
4.3:	Liquid Fund to Total Deposit Ratio	44
4.4:	Total Assets to Total Liability Ratio	45
4.5:	Loans and Advances to Total Deposit Ratio	47
4.6:	Loans and Advances and Investment to Total Deposit Ratio	48
4.7:	Loans and Advances to Shareholder Equity	49
4.8:	Sector wise Loan Classification of HBL	50
4.9:	Sector wise Loan Classification of NBBL	51
4.10:	Interest Income to Total Income Ratio (%)	52
4.11:	Interest Expenses to Total Income Ratio (%)	53
4.12:	Interest Income to Interest Expenses Ratio (%)	54
4.13:	Growth Ratio of Total Deposit of HBL and NBBL	56
4.14:	Growth Ratio of Loan and Advances of HBL and NBBL	57
4.15:	Growth Ratio of Total Investment of HBL and NBBL	58
4.16:	Growth Ratio of Net profit of HBL and NBBL	59
4.17:	Relationship between Deposit and Loan	60
4.18:	Relationship between Total Investment and Loan and Advance	61
4.19:	Relationship between Total Income and Loan and Advance	62
4.20:	Relationship between Interest Income and Net Profit	62
4.21:	Trend Analysis of Loans and Advances and Total Deposit Ratio of HBL and NBBL	63
4.22:	Trend Analysis of Total Investment and Loan and Advances of HBL and NBBL	65


## LIST OF FIGURES

<b>Figure No.</b>	<b>Title</b>	<b>Page No.</b>
2.1:	Functions of a Bank	13
4.1:	Sector wise Loan Classification of HBL	50
4.2	Sector wise Loan Classification of NBBL	51
4.3:	Growth Trend of Deposit	56
4.4:	Growth ratio of Loan and Advances of HBL and NBBL	57
4.5:	Growth Trend of Total Investment of HBL and NBBL	58
4.6	Growth Trend of Net Profit of HBL and NBBL	59
4.7:	Trend Analysis of Loans and Advances and Total Deposit	64
4.8	Trend Analysis of investment and Total Deposit ratio HBL and NBBL	65

## **ABBREVIATION**

BOK	: Bank of Katmandu
CBs	: Commercial Banks
NSBI	: Nepal SBI
FY	: Fiscal Year
GDP	: Gross Domestic Product
HBL	: Himalayan Bank limited
i.e.	: That is
LBL	: Lumbini Bank Limited
Ltd.	: Limited
NABIL	: Nepal Arab Bank Limited
NBBL	: Nepal Bangladesh Bank Limited
NBL	: Nepal Bank Limited
NCCBL	: Nepal Credit and Commerce Bank Limited
NIBL	: Nepal Investment Bank Limited
NICBL	: Nepal Industrial & Commercial Bank Limited
NRB	: Nepal Rastra Bank
NSBIBL	:Nepal State Bank of India Bank Limited
NEPSE	:Nepal Stock Exchange Limited
RBB	: Rastriya Banijya Bank Limited
Rs.	: Rupees
SCBNL	: Standard Chartered Bank Nepal Limited


**LOAN MANAGEMENT**  
**OF**  
**COMMERCIAL BANKS**  
**(A Comparative study of NBBL and NSBI Bank Limited)**



**A THESIS**

**SUBMITTED BY**

Name : Baburam Giri  
Thakur Ram Multiple campus  
Second year Roll No. 588  
Campus Roll No: 24/061  
Regd. No.: 9073-88



**A Thesis**

**Submitted to :**

Office of the Dean  
Faculty of Management  
Tribhuvan University

In Partial fulfillment of the requirement of the degree of  
Masters of Business Studies (M.B.S)

Parsa, Birgunj  
November, 2008