

CHAPTER-ONE

INTRODUCTION

1.1 Background of the Study

Rural development is advocated today as a basic strategy for economic development all over the world. The sheer largeness of numbers continue to live and work in the rural areas in the developing countries compels our attention to this important and yet neglected sector of economy.

Rural development as development of the rural areas. Often rural development has meant the extension of irrigation facilities, expansions of electricity improvements in the techniques of cultivation, construction school buildings and provision of education facilities health care etc. This is very narrow view of understanding rural development. Agriculture is a heart but not the whole of rural development (Shah S.N.1996).

Nepal is located in south central Asian blanketed by the two great countries, India in South and China in North. It is a small country with 147181 Sq. km. of total areas. The length of the country is about 525 miles from east to west while its birth varies from 80 to 150 miles. Physically Nepal is divided into three ecological regions namely Mountains, Hill, and Tarai.(CBS 2013) These regions occupy respectively 35 percent, 42 percent and 23 percent of the total area of Nepal 50.26 percent population live in the Tarai regions and about 43.01 percent in Hill and 6.73 percent population live in Mountain regions. Out of this structure only some 13.9 percent are in urban dwellers and the rest 86.1 percent live in villages.

With a population of around 27 million, 75 percent of with earn their living in agriculture and a total area of 147181 Sq.km of which only some 3 million hectare are cultivated. Nepal is a densely populated country (178.5 inhabitants

per sq.km) with source agricultural resources in comparison to its population. There are only 0.16 hectare cultivated land per person and 0.4 hectare of cultivated land per economically active person in agriculture (CBS 2013).

Until the mid 1990 AD, the country was closed and isolated from the rest of the world intern of democratic system. Considerable effort at modernization and development has been made in the last three decades, but Nepal is still one of the poorest countries of the world. Development conditions are not favorable in this land-locked country with strong population pressure on the land, very difficult transport and communications, a fragile environment and an open frontier with India, which limits the possibility of an independent economic policy (Pokhrel, 2004).

Politically, Nepal is a Republic country. At the beginning of 2005 a Popular uprising against the political structure based on the constitutional monarchy system resulting in a new constitution.

The economy is based on agricultural mostly subsistence oriented, which accounts for 35 percent of GDP, in contrast to 7 percent accounted by manufacturing. One man problem of the Nepalese economy is the lake of an export base, since owing to population growth, foodstuffs, which used to be exported must now be imported. Food grains production has increased marginally during the last decade. In comparison to the population which is growing at the annual rate of 1.35 percent the availability of food per capita, has declined crude birth and death rates per thousand are 41.2 and 13.3 respectively. Average life expectancy in Nepal is only 70 percent\$.3years (H.R. Report, 2013).

Having pre-industrial, slightly modernized and little urbanized economy, Nepal is in the left bottom corner of the inverted V curve describing the relationship between economic development and income inequality with a distribution of income similar to that of advanced economic development and income similar

to that of advanced economics and considerably more even than in semi industrialized dualistic ones. This, the bottom 40 percent households receive 18 percent of income, the middle 50 percent receive 54 percent and the top 10 percent get 28 percent. The overall distribution of personal income is similar in the Hills and Tarai and, not surprisingly is rather more equitable in the Mountains, There is an important difference, however, between Hills and Tarai, the rural population of the Hills is on average poorer than in the Tarai, which is comparatively wealthy urban population. Because of this, the average personal income of two regions is not very different.

In the rural areas of north Hills and Tarai, more than half of the family income is received in kind. There is no significant difference in the degree of modernization between regions but there is between poor and non-poor households in both regions. This poor depends less on cash income (32% of the total income in the Teri and 35 percent in the Hills) than the non poor (43% of total income in the Tarai and 47 percent in the Hills).

In spite of the small size of holdings self-employment income from agriculture accounts for 50 percent of the income of the rural poor in the Tarai and 54 percent in the Hills. The main source of off farm income is wages and salaries (a good part of which are in kind) which account for 32 percent of the income of the rural poor in the Tarai and 24 percent in the Hills(Hada G.B. 2004). According to 1981 record, two third (66.7% of the total households less than one hectare accounted only 17.4 percent the total cultivate land and only 9 percent householder holds 47.3 percent of the total cultivated land area, Industrial economy is at an infant stage in Nepal. It contributes about 5 percent to the GDP in 1983/84 and less than one percent of the labor force in 1981(Ibid, p.108).

On the basis of various studies and surveys the best estimate of the present size of absolute poverty in Nepal would be around 44 percent of the population of almost 11.88 million and more than four-fifths of the rural poor are either self

employed farmers or agricultural labors (M.K. and D.R. Dahal, 1993). The Poor have economic assets includes land, The most important asset in agricultural setting. The average operational land holders part capital income as 0.14 for the rural Tarai poor and 0.05 hectare for the rural hills poor. Moreover the quality of land of the poor is usually much lower than that of non-poor households. The only important asset that the poor possess is unskilled labor, forced to sell extremely low wages because of over supply. In rural areas opportunities for non farm employment are very few and the demand for labor is highly seasonal. The rate of rural underemployment is reported to be 40 percent in addition to low an irregular income and the lack of economic assets. There is also wide spread indebtedness among the poor. It is estimated that on average a poor family own more than 20 percent of its annual income at rate of interest exceeding 36 percent per annum.

The reported average income for rural poor in the Tarai is about 30 percent below the poverty line. Thus an overwhelming majority of rural poor is real "hard core" poor or ultra poor the same is true about urban poor in the Tarai. As consequence, the poor in Nepal spend about three-fourths of the budget on food-only, almost 90 percent on food, fuel and clothes and a very negligible amount on items such as education and health. Without public support, therefore, there can be no human progress for the poor in Nepal.

Women often constitute a relatively more deprived group because of intra-household as well as social and legal discrimination between the sexes. Most rural females of age 16 years and above are either lactating or pregnant and give birth to about 6 children during their reproductive age. Gender disparity starts right from birth, continues through different stages of the girl's life and is dependent and perpetuates through various rituals. Sons are considered assets while daughters are considered liabilities although females on average have 22 to 35 percent more workload than males the education, health and nutrition of women and girls are much lower than those for men and boys, particularly on rural areas. Both girl child and adult women suffer relatively more severely

from the consequences of poverty. The cultural emphasis on the sacrifices of women and disparities in access to economic resources and social services are the major causes for the larger deprivation of female. The plight of poor women is a serious issue because the health and education of mother influence the well being and future of their children and other family members. The gender disparity suggest the need for programmer especially targeted toward women and girl child until they are brought into the mainstream of social and economic activities and enjoy equal access to economic activities and enjoy equal access to economic resources and social services.

Various poverty definitions and associated poverty lines have been used in Nepal. The official definition employed by the national planning commission correspond to a concept of absolute of critical poverty according to which poor are those with an income below that required to supply the minimum caloric need. It is estimated that in 2008/09 prices the amount per person required to satisfy the minimum calorie needs are an equivalent of US \$ 93 in the Tarai and due to higher prices US \$ 99 in the Hills with their poverty lines 29percent of the rural and 17 percent of urban population of the Tarai, and 55 percent of the rural and 13 percent of the urban population in the hills would be classified as poor. For Nepal as a whole, 35 percent of the population would be poor (Kuwar K.B. 2004).

Poverty is of course related to the size of holdings, are too small to generate an income capable of meeting the subsistence requirements of an average family. Thus the World Bank poverty study estimates that "about one-third of the agricultural poor in the hills have enough land to potentially raise themselves through agricultural improvements but only of their land is irrigable, otherwise they may be able to produce about half of the poverty level income on their own land. For the balance that makes up about half of the population of the rural hills their holdings are too small to ever produce more than a third to a half of poverty level income from field crops, even under the best of circumstances. About half of the rural Terai poor have in sufficient land to raise

themselves out of poverty through their own agricultural production" Besides, landlessness and marginalization of the poor peasantry is also increasing over the years.

In the past time Country activities were central oriented the plans and programmes were made in Kathmandu at closed room and try to apply in rural areas from that only limited persons were participate in the government made plans and programmes from that kind of programme government can not achieve target development . There was traditional development thought and informal social mobilization like JHARA was held. The village leader like “Mukhiya and Jimmal” called the people for development.

Government must shall thought about the development programmes and changed the strategies of development. The pattern of centralization change into decentralization. Government apply the Decentralization Act 2039, Local self government act 2055 and involve the people in development programme. DDC, Municipality, VDC act were activated. Government help the people in their development programme. The plans and programme are made in local level in the participation of the local people. Local people should participate in certain major percent invest in development programme and government help them few percent. Local people are social mobilized. Now a day in every development programme like as electrification, irrigation, forest management, road building, Sanitation, Drinking water etc programme's there is Committees from that the development is running fast.

In our study we are going to study about the programme DLGSP in Thanamaula VDC of Parbat District from that programme how the rural people mobilize, the institutional and economic development as well as empowerment of the programme.

So we can definitely say that no meaningful development in our country can be possible, without taking care of the rural welfare in terms of income and employment, therefore, the rural problems and needs of the entire country.

1.1.1 Characteristics of Poor in Nepal

On the basis of various studies and survey, the best estimate of present size of absolute poverty in Nepal would be around 40 percent of the population of almost 9.5million people. Of these about 95 percent live in rural areas and more than four fifths of the rural poor are either self-employed farmers or agriculture labors (Gurugharana K.K., 2004). The poor lack economic assets including land, the most important asset in agricultural setting. More over the quality of land of the poor is usually much lower than that of non-poor households. The only important asset that the poor possess is unskilled labor, forced to sell at extremely low wages, because of over supply of such labor and negligible marginal productivity. In rural areas, opportunities for non-form employment are very few and the demand for labors is highly seasonal.

The rate of rural underdevelopment is reported to be 40 percent. In addition to low and irregular income and the lack of economic assets, there is (Ibid, 2004, p.11) also widespread indebtedness among the poor. It is estimated that on average a poor family owes more than 20 percent of its annual income at the rate of interest exceeding 36 percent per annum. The reported average income for rural poor in the Terai is about 30 percent below the poverty line income and in the hills it is about 20 percent below the poverty line. Thus an overwhelming majority of rural poor is really "hard core" poor or "ultra-poor" The same is true about urban poor in the Terai. As a consequence the poor in Nepal spend about three-fourths of the budget on food only, almost 90 percent on food, fuel and clothes and a very negligible amount on items such as education and health without public support, therefore, there can be no human progress for the poor in Nepal.

Most poor are born of a malnourished and illiterate mother suffer from birth complication, birth injuries, neo-natal tetanus, low birth weight and infant mortality rate 50.7 per thousand live births is national average and obviously (Ibid 2004, p.12) much higher for poor. Poor children suffer from acute respiratory infection diarrhea disease, typhoid, tetanus, etc, and malnutrition, especially in vitamin A, iron, protein and iodine. The national average of child malnourishment is 50 percent and child mortality is 165 per 1000, no toilet or personal sanitation training or per-school education, and suffers from inadequate parental care as, the parents are busy in eking out the means of survival. Many children also suffer from severe attacks of measles and sometimes tuberculosis, polio, malaria, meningitis, etc. The surviving poor children, especially girls have to assist their parents in farming, live stock rearing, water, fuel-wood and fodder collection, and household chores. Even if some children get the opportunity to attend school, most of them will be very irregular and eventual drop outs because of frequent illness forced child labors distance of schools to walk and last but not the least, because of early marriage especially of girls.

The survivors are married early and start another cycle of poverty, only at deeper scale because of degraded environmental resources, inheritance of fewer assets but more debts, and increasing scarcity of opportunities for employment. For most poor, age over forty-five is old age approaching retirement, not from work, but from life and its sufferings. The plans, programmers and projects made in Katmandu with the help of donors, usually flow as ripples on the surface and leave these hard core poor, which lie like bed-rocks at the bottom, completely untouched.

1.2 Statement of the Problem

We are going to study about DLGSP programme of Thanamaula VDC of Parbat District from this programme what are the changes, how the social activities are increasing. In what process the development is increasing in

society. How the people are mobilize through the programme. People were fully depending on government for development programmes which were centralized how the programme decentralize People for their development efforts. How the people made independent for their own development decision. How the programme increase the participation of people. How the people organized the programme from which they achieve their goal. In total the study on how the process/system of promoting local self governance system through social mobilization is active in society and what are the changes of this programme.

The characteristics of the results of development efforts in Nepal show increasing trend in the division of land into smaller and smaller parcels with time decrease in per capital food production; decrease in agricultural surplus production and income and hence decrease in the purchasing power of the rural people. Thus in addition to those engaged in the non agriculture sector, most Nepalese in the agriculture sector are not to meet their food requirements (Regional Planning Office, 2048).

People have formulated their survival strategies to make up for the gap in the agricultural income. The rural Nepalese join the so-called "ditched company" (i.e. is washers and house guards) or become mercenaries in foreign countries the legendary pride of the Gorkha name is slowly transforming from that of a brave soldier to that of a loyal gatekeeper.(Ibid, P3) Nepalese are paying unseen heavy social costs to raise their purchasing power i.e. to fill the gap caused by decrease in agricultural land area and irrigation facilities and lake of opportunities in the other sectors.

Rural people are always hard working manpower but they are unconscious and innocent in nature. Illiteracy, poverty and malnutrition are basic characteristics of these people. The economic and social condition of the people had become very fragile and pitiable.

Poverty is closely inter-linked with under-employment and environment and environmental degradation in Nepal. Therefore poverty alleviation and development strategies are synergistic to environmental strategies provided they increase the access of the poor to social services and economic assets, create land under cultivation enhance human capital and technological know-how including those of the poor reduce gender disparity by increasing access of females to social services and gainful employment opportunities; control population expansion, and are complemented by removal of institutional weaknesses in formulating an enforcing pollution control rules and regulations.

Both environmental protection and poverty alleviation are areas in which strong government intervention is required as private sector initiatives and market forces cannot be relied upon because of wide disparity between private and social benefits and large externalities involved. There are no markets or other non-government institutions that would charge appropriate prices, as well as rewards or compensate adequately the victims of damage to these resources amenities and properties (M.K. and Dahal D.R.).

Our development policy has been center-oriented even though major portion of the population live in village. Employment and income opportunities are confined only to cities. Most of the people especially in Nepal are not facilitated by government activities. The extension services do not research peasant people because of their poverty. There are so poor that they cannot afford new technique and also cannot get credit from banks due to their lack of good securities.

Ideally development must help those most in need and not merely give more to those who already have above mentioned problems of rural people are so cohesively knitted that is difficult to breakdown easily, only such programmes which are specially designed to them like village development to those unprivileged rural people. The problem of economic development is the problem of raising standard of living. The standard of living cannot be raised

unless the standard of living of large members of its population is raised. The annual report of the World Bank for 1994, released on September 25, says that "The main challenge for countries of South Asia, including Nepal is to continue the high growth rate of the 1980 while at the same time achieve further progress in reducing poverty and improving living conditions. This is as much truer in case of Nepal as is with the rest of the countries in South Asia, home to half poorest people in the planet. Poverty remained widespread and unacceptably low standards of living for many of its people. The report lists three major challenges for South Asian countries including Nepal:

- a. To deepen economic reforms to achieve higher growth and greater economic resistance.
- b. To broaden and enhance poverty reduction efforts.
- c. To ensure environmental sustainability, as economic development puts pressure on air, water and land resources as economic development puts pressure on air, water and land resources (W.B. 1994 Report).

Instead of the efforts made by financial institutions, the credit investment is still very low in comparison to its demand. The large proportion of credit is being invested in Nepal through organized sectors. But it is the demand of the nation that more credit should be invested for all round development to disadvantaged people through organized sector with simpler and liberal policy. According to an informal study the demand of rural credit in Nepal is estimated RS.12000 millions. Some complaints have come in light through survey that the banking procedure to take credit is very complex, the poor people can't avail credit without collateral securities, but village development programme through social mobilization provide credit to member on group liabilities without collateral securities.

In the present context some INGO's and NGO's are doing village development programme through social mobilization to empower people at grass root level and make them strong intuitively. Among them RAS in Shyangja district and

DLGSP in sixty six district taking few VDC as sample and implementing this approach. These organizations facilitate people, which became sustainable. So it is necessary to find out whether such type of programme works is really sustainable and can drive the nation toward, positive direction or not.

An important question here to be assessed that what extend these goals are being meet. So this work is being carried out to measure the impact of the programme over socio-economic life of the target people. An in the future planners may learn from this experience.

1.3 Objectives of the Study

The main objective of the study is (a) to demonstrate the effectiveness of social mobilization in Institutional Development at Grass root Level and (b) to evaluate the social mobilization to promote self governance. Other objectives concerns with study are:

-) To study the process of social mobilization.
-) To identify the achievements on institutional development.
-) To identify the achievement on economic development.

1.4 Rationale of Social Mobilization

It is estimated that 9 million men, women and children are victim's absolute poverty in Nepal. Of this almost percent live in rural areas. Rural people are inadequately fed and survival oriented in majority of cases. But the problem of rural poverty is not same in all rural areas because of different socio-economic structure. It is clear that economic development of the country is closely linked with the development of the landless and marginal land holder people (PDDP, 1996).

Today's development notion is sustainable human development, which defines development as the enlargement of people's choice and capabilities through the

formation of social capital. So as to meet as equitably as possible the need of current generations without compromising the need of future ones this new perspective emphasized to people's participation in every activities concerned with village development (Op cit, p.398).

Social mobilization for poverty reduction was initiated with a vision to eliminate human poverty from society. It is based on the premise that the poor are willing and capable of doing many things themselves to improve their situation, but they need social guidance to unleash their hidden potential. This social guidance is often called social mobilization.

Village Development Programme is people centered development approach. It consists of two components, which are Institutional development and economical development. Institutional development encourages village people to organize themselves as community organization, begin to save regularly and enhance their personality through a skill development programme. The economic components consist of infrastructure development to developed organization to support them in productive sector like income generation activities.

Social mobilization stresses the role that social capital plays in development emphasizing that development starts with people that development occurs when people and that development is the outcome of forms of collective action. It gives priority to the poor enlarging their choice and for the participation in decisions affecting them.

As a people centered development approach main thrusts is improving livelihood at the household at the household level for alleviation poverty. Social mobilization as a tool for using local people to form their own organization, to promote development through their own and other resources and to actively participate in decision making process for improving their lives and their surroundings.

Village Development Programme works on the basic premise that poverty is a form of social political and psychological disempowerment and occurs when people lack access to social political and psychological disempowerment and occurs when people lack access to social base of power and productive wealth. Thus enhancing people's access to the social power reinforces their political power too and an increase in productive wealth leads to improved livelihood. When people are socially empowered the atmosphere is conducive for them to group together in to organization. These organizations through capital generating and skill enhancement activities work for collective benefit of the community.

1.5 Justification of the Study

Growing poverty and unemployment problems are the most challenging and serious concern to us. The old thinking that the fruits of development can permeate the lowest level of people and region with achievement of high economic growth rate has proved to be wrong. In a resource constrained country like Nepal where growth rate of labor force is high and a large proportion of the labor force is dependent on agriculture; special programmes on poverty alleviation and employment generation that involve people themselves for the task of development have to be implemented? By doing so, exploited and tortured people can be lifted up. It is evident that poverty alleviation is not possible without the creation of employment opportunities in a massive scale. The importance of the study can be well understood in the following specific points.

- i. The study helps to understand some conceptual of community development programme.
- ii. Helps to understand the nature and types of NGO\INGO working in Nepal.
- iii. Helps to introduce village development programme through social mobilization.

- iv. Facilitate debate and discussion on evaluation indicators and impact evaluation.
- v. Gives basic facts and figures about the VDC of Parbat District and also quantitative as well as qualitative detail of program's activities.

1.6 Limitation of the Study

- i. In this evaluation study only one Thanamaula village development committee has been undertaken. It may not represent as a whole evaluation study of social mobilization to promote self-governance of the District. This study is a micro level study.
- ii. This study does not take up the detail financial activities of DLGSP.
- iii. The date is shown on this study is related with the time period ranges from June 2012 to August 2012.

Moreover as stated earlier there is a dearth of literature on the impact study of social mobilization, which could provide guidelines and insight to this researcher. So by venturing in to a new field, I might be liable to make some mistakes.

1.7 Organization of the Study

The study is divided in to eight. The first chapter introduces the subject matter. It consists of general statement of problem rational of the study as well as organization of the study.

Review of Literature and related studies are included in second chapter. Rural development and poverty, impact studies in Nepal and impact a evaluation studies of social mobilization are presented in this chapter.

Methodology used in carrying out this study has been incorporated in the first chapter.

The fourth chapter consists of brief introduction of DLGSP, its objectives and components and a brief introduction of village development programme and implementing process. Area of the study has been incorporated in the fourth chapter.

The sixth chapter focuses on the analysis and interpretation of collected data. What factors influence a community to form organization and institutionalize it. As like people's participation Gender equity is analyzed.

The seventh chapter focuses on the analysis and interpretation of collected data based on economic area.

CHAPTER - TWO

LITERATURE REVIEW

This chapter is devoted to a brief review of available literature on rural community development. Here, in this chapter, a few relevant studies and literature are cited. Community development has been one of the most significant social development models in the process, changed during the last four decades. Even though community development is generally taken as an instrument of change, there are a lot of variations and controversies in its perception as well as in applications in different context. The social mobilization model just introduces from the 1990s. No enough literature is developed in this sector. So, this research paper will add a number in the field of social mobilization programme.

It would be thus desirable to identify and deal some key issues in the theory practices and methods of community development. Here by, as well as analyses some programmatic aspects derived from the practical experience in the field.

2.1 Concept Review

2.1.1 Rural Development and Poverty

Rural development is advocated today as a basic strategy for economic development all over the world. The sheer largeness of numbers continue to live and work in the rural areas in the developing countries compels our attention to this important and yet neglected sector of economy.

Shah (1998) writes "conceptually rural development as development of the rural areas. Often rural development has meant the extension of irrigation facilities, expansions of electricity improvements in the techniques of cultivation, construction school buildings and provision of education facilities

health care etc. This is very narrow view of understanding rural development. Agriculture is a heart but not the whole of rural development. (Shah S.N.1996)

Further the writer denotes "Today rural development is described as a process aimed at improving the well being of people living outside the urbanized areas. These non urbanized areas however are not a separate entity but are part of a far-flung system of spiral and economic linkages. Rural development, therefore, takes in to an account the forward and backward linkages between the rural and the urban areas,"(I bid p.11).

Shahs pointed out that the task before rural development is two fold: (A) Enlargement of employment opportunities for labor absorption and (B) Improvement in the standard of living of people who reside in the rural areas.

United Nations Conference on human settlement held at Vancouver, Canada in May 30-June 11,1976 emphasized the development of proper "Habitat village " to; member countries. The conference recommended that the developing countries pay special attention to the improvement of rural areas where a mortality of their populations resides. In general, it has backbone member countries to enlargement employment opportunities to the rural poor, the agricultural laborers and small peasants, extend public services and improve the levels of those living in the rural areas. The conference also called upon to improve the physical environment and thus enhance in general quality of life.

Alleviation of poverty is necessary at anytime and any where. No government can survive if it is not prepared to solve people's problems. In the third world countries, the economic problems are the most urgent ones in the priority list.

The great division in the world today, say's Michael Lipton in his important book- 'why poor people stay poor' (Gower population, England 1992) is not between capitalist and communist, black and white, east and west or even between rich and poor nations. It is the division between city and country. Mr. Lipton has noted that "In development countries especially wealth is drained

from the country. Where a little investment would produce big increases in desperately needed food production and changed into the cities where people who are often far better-off put it to far less productive uses. As a result, where many of poorest countries have considerably increased their output of wealth since 1945, their poor people have grown no richer and have sometimes been thrust into even deeper poverty (Lepton M. 1992).

Poverty is not created by the poor. Poverty is created by the existing world system, which denies fair changes to the poor. If we can ensure truly equal opportunities to everybody in the society there is no reason why poverty should linger around us. In the developing countries, people demand institutional reforms.

David Soddin in his book 'Nepal A state poverty' has examined the causes of poverty in Nepal. According to him, increasing population, agricultural crisis and the wide gap between rich and poor are the main reasons for poverty the writer has given due consideration on the struggle for basic essentials of life.

Deputy Representative of the World Bank in Nepal, William J. Smith has noted in his working paper that "to reduce the number of poor by half within ten years if that is the objective; you'll have to raise about a million people a year out of poverty to catch up with the population growth. What do the facts tell us about poverty strategy for Nepal? According to him," We have to reach at least half a million people a year when I say 'reach' I mean take their income about the poverty line whether by raising their current incomes by 30-40 percent in the case of existing poor, or creating new employment in the case of existing poor, or creating new employment in the case of new labor-force entrants. So, we need to reach at least 5, 00,000 a year and probably more like 75000 a year" (Smith J. William 1992).

2.1.2 Review of Selected Poverty Alleviation Programme During Different Plan Periods

"If poor people are given the opportunity to organize themselves, they can manage their lives and their villages' very well... This is what people mean by empowerment (NPCS SHD, 1998).

Thus a dominant Geographer and NPC vice-chairman Dr. Mangal Siddhi Manandhar in an interview announced "the Ninth plan is focuses on poverty alleviation and, in the next twenty years will aim to reduce the prevalence of poverty from the current 45 percent to 10 percent"(Htun Nay 1996).

Poverty alleviation programme has been addressed in various forms since early 1980s. Basic need programme was the major focus in six and seventh plan (1980 - 85). The Basic need programme aimed at improving the income earning opportunities for the poor, public services that reach the poor, the flow of goods and services to meet the needs of all members of the house hold and finally, participation of the poor in the ways in which their needs are met.

The seventh plan (1985-90) intended to achieve basic needs satisfaction for the entire population according to the "Asian Standards" by the end of twentieth century. At the time when policies on basic needs were formulated, National Planning commission (NPC) estimated 42.6 percent of population to be below the Basic Need Income. This figure was based on the Multipurpose Household Budget Survey of Nepal Rastra Bank in 1989.

The broader policies adopted during Seventh proved to be faulty in the sense that the services provided by the government as grants or subsidy were utilized either by the well of people or by relatively better-off group among the poor. Although the government under monarchy showed particular concern to alleviate poverty under the BNP during mid - 1980s. The proportion of poor was, however, increased in the absence of coherent, integrated and inter-regional programmes. As a result, several important policies like the creation

of productive assets base and additional employment opportunities to alleviate poverty, extension of social services like health education, vocational training, drinking water, effective management and protection of natural resources could not be materialized. It was thus the realization of rural poverty as the major challenge; the democratic government set forth poverty alleviation as one of the three major objectives in Eighth Plan (1992-97).

Ninth Plan (1997-2002) has again reiterated the need for combating poverty by involving people in the mainstream of development. Thus increasing people's capabilities through empowerment and social security has become one of the major objectives of the Ninth plan under its especial programme, "Poverty Alleviation and employment Promotion. "Sectoral priority for such initiative during the plan period as mention in the approach paper of the Ninth Plan are agriculture, water resources, electricity, energy, human resources, social development, industrial, tourism development and Physical infrastructure . Without proper justification of some added commitments the overall program-objectives, policies and strategies of poverty alleviation program in Ninth Plan are more or less similar both in sprit and contents.

The summarized document of the Tenth Plane (NPC, 2003, p.11) pointed out that the poverty ratio declined modestly from 42 percent at the beginning of the Ninth Plan to about 38 percent in 2000/01. This is not surprising, given the slow growth of per-capital incomes, especially in rural areas, in view of a continued with agricultural performance. The document further indicated that since then, given the sharp decline (by about 3%) in per capital income during 2001/02 and the continued disruptions to investment and economic activities caused by the violence, it is also highly likely that the poverty situation in rural areas may have deteriorated significantly over the last year (2002/03) (Sharma Vallabha 2005).

2.1.3 Conception of Community

Different disciplines offer different definitions on the notion of community. We endeavor to gather different aspects of community highlighted by various theoreticians and also by community development part-owners over a period, then that of attempting to achieve a pure or most rigorous definition. Compared to some traditional definitions of community which have either emphasized upon the geographical demarcations or highlighted the vague concept of homogeneity in the characters of given populations, this definition is more concrete and sound.

Certainly, it is very important to understand the community as a social system, at first. This is not only a collection of "homogenous" people, but there exist a social system, in a community, which together with some spatial relationship to one another links and regulates individuals' social behaviors. Community members also do share common facilities and services and they have a common communication network. From the viewpoint of practical community development work, these aspects of a community are quite crucial to be analyzed.

Thus, in addition to territorial definition it is important to identify a group or association based on common needs, interests, values and functions. "One final aspect of all communities is their universally dynamic nature. They undergo a continuous process of alteration, adjustment, adaptation and reorganization (Manandhar M.S. 1997).

2.1.4 Method and Strategies

While elaborating the method of community development, Prof. Chekki has clearly put his views as, "In order to increase the local capacity for independent community action and to discourage dependence on government, people need some basic skills and knowledge. So, one of the major goods of community

development is to learn all the time and to remain flexible and adaptable" (Chekki D. 1978).

In the process of planned changed community development intends to share or redistribute existing power. Often it may be necessary to build a new power structure through citizen participation organization (Ibid, p.6).

The success of community worker can be measured in terms of success in most, if not all, of the projects be encourages people to undertake of course, the nature of that success its sources and scope and limits be made explicit and understood. Above all, success most open up the possibility of further development. In other words, there must be some conscious efforts to apply the lessons learned in a particular situation to somewhere else.

The two major problems with community development, as identified by Dimock, are:

- i. Outside workers making decisions about what would be best for the community and
- ii. The organizations sponsoring organization as data collectors and planners. The strategy is aimed to solve the problem outsiders deciding what should happen within the community.

According to Dimock the collaborative participation opens communication and helps reduce resistance to change created by the community development programme.

2.1.5 NGOs in Community Development Programme

John Clark, an authority on NGOs and Development, in his outstanding contribution, *Democratizing Development-The Role of Voluntary Organization* (1991) says "Through voluntary organization in different guises existed well before twentieth century in both North and south. NGOs as they are recognized today have a more recent history. The early Southern NGOs typically arose out

of the independence struggle. For example, the Gandhi an movement in Indian had many offshoots which still flourish today, including handloom centers and other "Appropriate technology" initiatives; schools concentrating on functional education; "people's Courts" which use non-violent citizen's pressure to achieve justice for the lowest castes; and campaigning organizations for land reform and other aspects of social justice" (Clark J. 1996).

Clark also gives a critical review that at the start NGOs development work fitted in to a conventional "modernizing" school of thought- helping poor communities to become more like Northern societies by importing Northern ideas, Northern technologies and Northern expertise. Initially they were oblivious of their southern counterparts, of village committees other indigenous structures. They set up their own staff. But gradually many of them came to criticize the negative effective of the traditional development model and to seriously question their contribution to it. They started to shift to a new role, that for providing a service to the popular grassroots organization and self-half movements. This work has characterized by its small scale, its support for economic and political independent of the poor.

New political concepts are emerging from Third World intellectuals, such as the Technology of Liberation, also greatly influenced NGO thinking. Development theory once dominated by northern practitioners was becoming an indigenous process, led by the people themselves.

NGOs are less subject to the straitjacket of development orthodoxy than are official aid agencies and governments. Their staff normally has greater flexibility to experiment, adopt, and attempt new approaches. This is partly because the numbers involved in decision making are smaller because local officials will probably not be as minutely involved, because scrutiny from outside is slight, the consequences of failure are much less, and because the ethos of "Volunteerism" encourages the individuals to develop his or her ideas.

NGOs often play a catalytic or "seeding" role demonstration the efficacy of a new idea, publicizing it, perhaps persuading those with access to greater power and budgets to take notice, and then wide spread adoption by others of the idea.

2.1.6 NGOs in Nepal

As of December 2013, 7517 NGOs are registered. In addition there are many more NGOs registered in district administration all over the country .According to one estimate (Chand, 1996) such NGOs may number over 15 thousand. However unfortunately. It is also said that not even the 10 percent of the NGOs can be found in the real field (NPCS, SHD 1997).

Nepal, there is a long history of voluntary type of social organization. They are mainly of self help type of community groups and also social trust like Guthis. These organizations are formed, funded managed and recognized by the community members themselves. Such organizations are also a type of NGO, but not funded by outside donors for their activities. Therefore, they are more independent in terms of contribution to the community development (I bid, p.255).

During the Panchayat time, if somebody pronounced NGOs that would mean the international NGOs based in Europe and America and working in different rural areas of Nepal. With the restoration of multiparty democracy in the country in 1990, NGOs have "mushroomed" in Nepal. Both the government and donors' policies have encouraged the NGOs sector.

NGOs and INGOs in Nepal are mainly involved in community development works. Though they have diverse interpretation of the terms community development and also different mission instructions from their donors in the headquarter.

The community development programmes being launched by NGOs in Nepal include activities like literacy programme, drinking water projects, saving and credit programme, skill development and income generation activities:

Developing farm methods; afforestation; resources management and community organization. NGOs always highlight the issues of awareness raising empowerment and sustainable development process.

The work of NGOs has been well appreciated by certain sections of the society, as well as severely criticized by many others. Many objective evaluations are needed to be conducted in this context. Greatest problem NGOs face is the scarcity and uncertainty of resources availability. NGOs in Nepal generally do not have their own source of income. They depend exclusively on donations from national and international donors. A few NGOs have received large donations for specific activities. But such finding is very unevenly spread, prone to abrupt ending and hooked to sectional activities (SHD Action research on women development, 1997). The HMG policy on NGOs is also contradictory in the sense that it would like to deliver services to the people through NGOs "because it is efficient" but would rather not see them in their advocacy roles. It is forgotten that advocacy is an integral part of empowerment. The social Welfare Council should have been focusing on devising a coherent strategy for facilitating, monitoring and ensuring transparency of fund flows in NGOs/INGOs activities. In spite, it seems to be lost in a struggle of politicians, which alternate in power, to dispense resources to their own cronies.

2.1.7 INGOs in Nepal

A large number of INGOs operate in Nepal. Some of them such as UMN and HELVETAS are operating for more than four decades. Substantial amount of resources flow through them. For example, in 1996 US\$ 20 million was spending in Nepal by INGOs (UNDP). A few of these INGOs account for a

substantial proportion of the total INGOs resources flow. For example, the largest financial aid INGOs in 1996 came through Foster parent (PLAN) accounted for 17 percent; of the total NGOs assistance to Nepal in 1996. CARE had the third largest role in this category with 12 percent contribution. HELVETAS accounted for another 9 percent contribution. (Ibid, p.11) INGOs in Nepal are important development partners bringing in new resources, sometimes ideas and technology, NGOs of the North and INGOs, in interaction with NGOs of the south, have been an important forces for bringing about the understanding to the development as a process of "people's empowerment" and shifting the focus of development from things to the "people as a people". We need to work with people as a partnership is much easier for NGOs/INGOs than for the government bureaucracies.

2.2 Review of Previous Studies

2.2.1 Socio-Economic Aspect of Community Development Program

Literature suggests that community development has lot to do with social economic development go beyond economic aspects but not without. As a view of Irwin T. Sanders: quoted in a dissertation paper by Phunyal B.K. suggest "it was economist who pioneered a comprehension and systematic approach to development change, sensitive to the economic disparity which exist between the highly technical, industrialized nations and poorer ones, economists have in recent decades accepted the challenge of at least initiating the latter in the direction of a more expanding economy. (Phuyal, op.cit, p.9) Prof. Chekki has further contributed as "The importance of economic development for our purpose is that it underscored mindfulness to stages that economics must treat in its progression towards defined goals. Such mindfulness concomitantly implies the adherence to systematic planning and guided progression towards carefully articulated goals, as well as prudent utilization of resources" (Chekki, op.cit, p.31).

A primary objective of community development is to initiate, give direction to and sustain community action. There is a close affinity with community organization with respect to a focus on the same target population. Community action is initiated in response to real problems as perceived by the community [rural or urban] members about whom there is genuine concern.

2.2.2 Evaluation Study of Social Mobilization

Nepalese centre for Applied Research Service (NCAR) submitted a final report to PDDP "A PLUNGE INTO POVERTY: IS THERE AN ESCAPE WAY?" Sustainable Human Development: Action Research Study on Poverty Alleviation (1998). The study included its view that "The very low share of development resources reaching the grass-roots level ; Vulnerability of the households to natural disasters; lake of spatial demonstration effects in development ; too much of experimentation (pilot schemes) often with wrong technologies and approaches; tendency to fraud resources in the name of poverty alleviation; imposition of low priority projects without any consideration to the local felt needs; the consequence of lake of organization and teaming up among the poor and women; emphasis on early savings without income generation; lake of holistic approach in intervention" (NPCS, SHD).

This report further denotes "The review of Nepal's poverty alleviation programmes reveal that except in building organizations of the poor, the projects do not indicate any significant achievement because of shaky commitment of government in major political decisions, institutional incapability, unstable political system and external economic factors" (I bid P. IV).

This report suggests to the NGO and other actors involved in the task of social mobilization for poverty alleviation.

NPCS,1998 in ENHANCING JOB OPPORTUNITIES FOR PEOPLE" suggests employment generating activities at grassroots level exhibits the

characteristics of semi formal sector but labor relation in this activities presents more informal nature of transaction preconditions for success of employment generating activities include package of activities consist ion of credit technology raw materials, market, linkage, profitability, social mobilization and institution building. The scheme cannot be successful on the lake of these requisites and their sustainability is largely governed by extent at which these pre-conditions are mate (NPCS, SHD 1998).

This report concludes "Unemployment and underemployment in Nepal is continuously rising. Without concrete actions, both at macro and micro level, unemployment and its attended miseries are bound to persist and worsen. There is an urgent need to create an "Enabling environment" to attain goals for expanding predictive employment and other income generating opportunities (Ibid, p. III).

The report further denotes "Self employment generating activities through micro-enterprise are characterized by their small scale of production with wide market within and outside the country. Transportation cost for marketing of outputs of these enterprises are, at times high if individually dolt with. Local institution building through Social Mobilization has been found to be a prerequisite to reduce the transportation cost for input and output marketing (Ibid, p.61).

Another action research of NPCS on "ENVIRONMENT and THE PEOPLE" 1998, concluded "The conditions for successful implementation of a programme at the grassroots level include -strongly felt need of the people, mechanism to demonstrate success, leadership of motivated individuals, the image of the agents of change, financial management and perception of people about better life. Information about market potential and timely assistance from outside accelerates adoption of new technology. Programmes that give enough lead-time to prepare the community have greater chance of success" (NPCS, 1998).

This research study further recommended for micro perspective "Besides social mobilization, land-use planning and environmental resources mapping at the local level should be carried out. The technicians at the VDC level could be mobilized for the propose with some relevant training and outside technical support. Academic institutions such as the Engineering Institute's Master level planning students, Tu's Geography students, Survey's Department's Trainees, and students from Sociology Department could be utilized for such planning as their training and practicum (Ibid, p.61).

SHD Action Research on Women Development submitted by Sahabhangi, Chitwan, 1997 to PDDP that research illustrated "Delivery of services through groups is an effective mechanism both for reaching women and empowering them. Group mechanism does provide of basic condition and scope for women's development and subsequent empowerment. Women who are originally shy in public and imbued with little self confidence slowly gain self confidence to express their opinions in the public and may show considerable leadership capacities ultimately" (NPCS SHD. Series, op.cit, p. II).

This report expresses its views focusing on "the process of political empowerment has just begun with the mandatory representation of women in locally elected institution. In the PDDP social mobilization programme preparation of women (not primarily poor women) for participation in the VDC and ultimately DDC programming itself is a laudable objective. But, on income generation to focusing on social and gender issues. The initial investment in credit might be necessary to create interest among women, but advocacy skills, to be able to participate effectively in the village politics of resource allocation"(Ibid, p.IV).

Organization and delivery of services through groups can be replicated widely with intensive efforts on social mobilization. The social mobilization is the most important aspect in the preparation of the people of the people for group action."

2.2.3 Evaluation of Development Programme

Academics and practitioners have their own interpretation on the issues of evaluation of development programme. Importantly nobody says that evaluation is not needed all. This is pertinent to not hereby that there are many and different stake-holders in the process of social development. Therefore, they have their own values and interest in the content and process of evaluation.

Dr. Petter Oakley (1990) says, if some form of social development is to become the objective of a particular development programme or project, then it is reasonable to assume that, at some stage in the project's evaluation, we may wish to evaluate its outcome or impact (Marsden D. and Oakley 1990).

He further elaborates his ideas as "Projects are the basic instruments of development intervention and evaluation is crucial to understanding the results of these interventions. Evaluation is to do with measurement, judgment and analysis is critical in terms of ensuring that any project is moving towards and accomplishing its intended objectives. Evaluation activities should be relevant, timely, and accurate and should produce the information and data required to understand the progress of a project. Ideally, evaluation should be built in to a project's organizational and implementation structure and should be undertaken as continuous and systematic activity during the life time of a project"(Ibid, p.8).

To evaluate social development means to evaluate a process, that is to say, to understand the process, which unfolds when intervention has taken place. If evaluator exercises are integrated in a social development process, they become part of it. Thus, the methodology of evaluation becomes part of the project's general strategy. It is not concerned as an isolated or external element in an organic body; it is more like a process within a process situation. Once again, it is worth considering some basic principles of evaluation as suggested by Dr.

Oakley, he says," We could suggest a number of key principles, which should guide for the evaluation work. These principles are based upon a review of the practice of date, but collectively they provide a basis for the implementation of this type of evaluation.

- i. The evaluation of social development project is qualitative as well as quantitative; both dimensions of social development must be included for a full understanding of the outcome.
- ii. It is dynamic as opposed to static; the evaluation of social development and demands that the entire process over a period of time be evaluated, and this requires more than a limited snapshot. Conventional retrospective evaluation, therefore, will not be adequate.
- iii. Monitoring is of central importance; the evaluation of a process of social development is impossible without relevant and continual monitoring. Indeed, monitoring is the key to whole exercise, and the only means by which has occurred.
- iv. Evaluation must be participated: in the entire evaluation process, the people involved in the project have a part to play. It is not a question of an external evaluator solely determine the project outcome; the local people themselves will also have a voice"(Ibid, p. 9).

IN Nepal too, a lot of efforts have been made in the field of project or programme evaluation work. In addition to conventional tools and techniques, in the recent years, attempts have been made to use PRA and other participatory techniques in monitoring and evaluation.

CHAPTER - THREE

RESEARCH METHODOLOGY

3.1 Research Design

A descriptive research design has been following in this study. This research evaluates the contribution of village development programme through social mobilization to institutionalize strengthen of community organization implementation by DLGSP at Thanamaula VDC Parbat. Since the accomplishment of the study depends upon the methodology used to obtain data and necessary information, the following appropriate methods of research study. The selection and implication of methodology are of great importance because it facilitates in analyzing and interpreting fact and figures for the study case study mixture of qualitative as well as quantitative techniques to yield best result have been used.

3.2 Nature and Source of Data

The study is based on both primary and secondary data. Secondary data was accumulated through field office of DLGSP and published and unpublished document and minting books progress report, DDC profile, Census etc. used. For primary data household survey is done.

3.3 Sampling Procedure

Stratified random sampling (proportionate) is taken for data collection. Each household of study area is considered or a sampling unit. Every household of each settlement was classified in their stratum as high economic class, middle and low class. Then selected 25 percent from each stratum with its proportion for sample size.

Table No. 3.1: Sampling Procedure

SN	Srata	No of HH	proportion	sample size
1.	High economic class	54	.5	$25 \times .5 = 12.5$
2.	Middle economic class	272	2.7	$25 \times 2.7 = 67.5$
3.	Low economic class	46	.4	$25 \times .4 = 10$
	Total	372	3.6	90

As like all the households of each settlement divided in 3 strata and select the sample household with its proportion.

3.4 Data Collection Tools and Technique

3.4.1 Observation

Data will be collected from observation when the people are participate in development how they are performing development activities. All the important information can be collected by observation.

3.4.2 Interview

Interview technique is used as a main method as well as a supplementary. Take interview from Key person's VDC Secretary, Parties Representative of Congress, UML and Maoist, Teacher, Social leader, NGO/INGO's representative etc. Basically it is used for person's opinion, attitudes, past experiences to find out and future intention. As well as it is used and dependability of the answers gives the respondents and checked.

3.4.3 Questionnaire Schedule

At first, questions will be designed, prepared for 372 house hold give questionnaire schedule to the head person's of house and tested and after it will be used in 372 house proposed study area for data collection.

3.5 Presentation and Analyzing Data

All the data and information are manually proceed and analyzed by descriptive way. Average and percentage are calculated. And of course to analyze data different types of table and pie chart, bar diagrams and maps are used. For the advancement of study, geographic techniques would be used to analyzing data with the help of Geographical Information System (GIS) from Computer available in Information Unit of District Development Committee Parbat.

CHAPTER - FOUR

A BRIEF INTRODUCTION OF DLGSP

Decentralized Local Governance Support Programme, DLGSP, is a follow-up to the Participatory District Development programme, PDDP, (Nep/95/008) on NPC/UNDP project which worked primary at the district level to strengthen local - level planning through the establishment of district information centers, the introduction of participatory planning, and the enhancement of upward linkages, from community to VDC and on to the centre. DLGSP builds on the achievements of PDDP and seeks to after time- honored and centralized ways of government by promoting. "partnership" and "ownership" It consolidates, improves and institutionalize participatory planning and management of development activities from the community to higher levels to promote sustainable human development in Nepal by mobilizing civic society organizations, Non- government organization (NGO) and community organizations(COs) and local authorities with supports from MILD (PDDP 1997)

4.1 Its Objectives

The main objective of DLGSP is to empowering people to take on increasing greater control over their own development and enhancing their capacities to mobilize and channel the resources required for poverty alleviation (Ibid, p.6).

To achieve its twin objectives DLGSP has been working simultaneously at the local and central levels. At the local level, DLGSP has taken DDC, as the entry points for establishing linkages with the district village and community level.

It focuses on enhancing the capacities and capabilities of the DDCs and VDCs to manage local participatory efforts and to network with various local- level organizations.

At the central level DLGSP helps Ministry of local Development (MILD) in their mission of formulating policies to assist the local authorities in pursuing sustainable and decentralized local development.

4.2 Its Components

DLGSP's sphere of activities in these two levels to achieve its objectives includes:

a. Management Support

DLGSP provides DDCs with management support to strengthen their institutional and professional capacity to plan, monitor and coordinate various district-level development activities. This includes the provision of sectoral programme officer, accounting package, officer equipment, planning tools and techniques, etc.

b. Participatory planning and monitoring

DLGSP's "trickle-up" planning and monitoring process documents people needs and the available resources percolates it up through several prioritizing layers to the district and central levels, and thereby facilitates and guides national development planners and policy makers.

c. Information system

This system aggregates development related data from the grassroots level to the central level. It stresses on turning DDCs into information centers, equipped with comprehensive database and GIS maps, so as to enhance coordination and flow of information among institutions working for local development.

d. Village development through social Mobilization

Village development through social Mobilization an integral component of DLGSP is geared towards empowering rural Nepalese to rise above the poverty trap. It urges people towards self- reliance and self- governance by encouraging them to group into broad based, multipurpose community organizations. Through economic and institutional development they enhance their capacities to effectively plan and manage participatory and sustainable local development.

e. Partnership Building

Through this component DLGSP aims to link the demands for social and infrastructural development projects with the largely untapped resources in the private sector. It explores the potential of private organizations in the districts to promote industrial and commercial development and to enhance rural-urban linkages.

f. Support for Macro Policies

DLGSP supports action research on vital issues such as poverty alleviation, women's development, environmental management and employment generation, to assist the NPC and MLD to formulate policy guidelines to promote sustainable human development in Nepal.

g. Human Resource Development

Through this activity, DLGSP helps to develop and implement training packages on sustainable and participatory development though training programmes, seminars and publications, it orients professionals, programme staff, DDC, VDC, government agencies, NGOs political parties and the private sector or participatory development (UNDP, 2004).

4.3 Its Approach

The programme implements social mobilization using two packages: a) the conceptual package and b) the programme package. The former involves organization and Management, capital generation, skill enhancement and the latter involves investment in organization by developing a programme package including seed grant for infrastructural development.

The approach does not discriminate people by cast/ethnicity, level of affluence or gender but ensures participation of the weaker groups in the organization.

4.4 Its Assumption

Economic, technological and institutional growths are essential for development vis-à-vis poverty alleviation. The programmer use direct or indirect measures to encompass these three elements while focusing on the third. The approach is based on the following assumption (UNDP).

- a) Organization, capital formation and skill development apply universally the basic principles of development.
- b) Models cannot be replicated but can be adapted.
- c) Social, cultural, Political, economic, geographical and environment contexts determine the actual contents of a development programme.
- d) People organize to work together if they have live in geographical proximity and share common interests.
- e) A community can best identify its own needs and will organize better around its immediate and high priority needs.
- f) People can be organized as multipurpose, broad based groups, which can lead to special interest groups for specific.
- g) A system of participation is more effective than system of representation for the sustainability of development initiatives at the grassroots.
- h) Level of participation depends on peoples confidence in the person or team delivering the message.

- i) People are willing to enter into a partnership to gain access to required sectoral services and
- j) The form of such partnership depends on
 - a) The cost of the services.
 - b) The state of public sector programmes in the locality.
 - c) The presence of local activists and
 - d) Capacity of the people to pay for the service.

4.5 Where it is Implemented

DLGSP is implemented in 66 districts, which are Aargakhachi, Achham, Bara, Bajhang, Bajura, Bardiya, Baglung, Baitadi, Banke, Bhaktapur, Bhojpur, Chitwan, Dang, Dhanusha, Dailekh, Dhading, Darchula, Dhankuta, Dadheldhura, Gulmi, Gorkha, Jajarkot, Jhapa, Kapilbastu, Kaski, Kavre, Kapilbastu, Kailali, Kalikot, Khotang, Kanchanpur, Lamjung, Myagdi, Mugu, Mustang, Manag, Makawanpur, Morang, Mahottri, Nawalparasi, Nuwakot, Okhaldhunga, Parbat, Puthan, Palpa, Parsha, Rasuwa, Rolpa, Rukum, Rupendei, Ramechhap, Syangja, Sunsari, Saptari, Shirah, Shalyan, Sarlahi, Sankhuwashava, Sholukhumbu, Sindhupalchok, Sindhuli, Tanahun, Thehrathum.

4.6 Who it Serves

DLGSP serves the people, local authorities, community organizations, line agencies and NGOs of these 66 districts along with the Division of Rural Development, Decentralization and Poverty Alleviation of NPCS and the policy planning and programme Division of the MLD.

4.7 Who Executes and Implements It

The executing agency for DLGSP is the National planning commission secretariat (NPCS) through its Division for Rural Development,

Decentralization and poverty Alleviation. The policy planning and programme Division of MLD and United Nations Office for project services (UNOPS) are cooperating agencies.

4.8 Establishment of Local Development Fund

A LDF is created at the district level as a DLGSP/DDC/VDC joint programme to finance the implementation of the VDP. It initially consists of the financial allocations from DLGSP and matching funds from DDC and the participating VDCs. At the larger stage, other external and internal agencies are expected to contribute to the Fund. The primary objectives of the Fund are (Subedi, 2004).

- a) To provide necessary financial, technical and institutional support to implement the VDP based on social mobilization approach in an effective and efficient manner.
- b) To promote the institutionalization of VDP to ensure its longer term sustainability.
- c) Expand and replicate the programme in more areas.
- d) To promote the formation of a range of alternative development institutions under local ownership, to address prioritized local level development needs.

4.9 How Village Development Programme (VDP) Works

4.9.1 Implementation Process

The implementation process begins with the selection of "disadvantaged" VDCs. These VDCs are according to their socio- economic condition, population, settlement pattern, absence of other development programmed, their willingness to embrace VDP, accessibility etc.

4.9.2 Support Organization

Neutral support organizations (NCOs) are then selected to assist the DDC, DDCs and community organizations (COs) in their social mobilization activities. To lend sustainability to VDP, and following DLGSP's principals of making the programme cost effective and participatory, the programme stresses on choosing local NGOs or a group of individual local professionals with track record in community development efforts. So members as well as the Area Support Team Office (ASTO/DDA/DPAs) trainings on the concepts and implementation of social mobilization.(PDDP 2002)

4.9.3 VDC Entry

The programme is all set to enter the communities after the district's social mobilization strategies have been charted out, the Local Development Fund Board (LDFB) and the participating VDCs have signed their memoranda of understanding, and VDC members have been oriented towards social mobilization.

4.9.4 Cycle of Dialogues

VDC entry starts through a series of 'dialogues' meant to woo the rural populace into mobilizing themselves into broad-based, multipurpose community organizations, Social mobilization programme complete its cycle in these three phases of dialogues. Each dialogue contains two parts to perform work.

a) First Dialogue:

First part: Household survey

Observation of pattern and size of settlement

Door to door messages follow

Discourse on VDP including three quintessential

Organization saving and skill enhancement.

Second part: Co formation

- Selection of chair person/ manager
- Dating of meeting day, place, time and saving rate
- Provide logistics
- Regular meeting
- Training on record keeping

b) Second Dialogue

- First part:
- Need assess for income generator
 - Chair person/ manager (CMC) conference
 - Identify areas for skill enhancement
 - Saving investment and repayment.

Second part: Provide training for skill

- Credit capital flow
- Self initiation work
- Baseline survey.

c) Third Dialogue:

- First part:
- Need assessment for infrastructure development
 - Feasibility study
 - Preparation of VDC plan
- Second part:
- Formation of users committee and provide training to them
 - Project implementation
 - Resource mobilization for infrastructural development and various socio-economic activities
 - Establishment of monitoring evaluation and auditing system.

The executive committee with representatives from MLD, UNDP and the Dads is responsible for providing policy decisions for programme implementation. The programme management committee with a National programme Coordinator from MLD and a National programme Advisor from UNOPS is responsible for implementing the programme activities. The District Management Committee consisting of the DDC chair person, the Local Development Officer from MLD, and the planning Advisor from UNOPS is responsible for managing and coordinating decentralized operation.

CHAPTER - FIVE

AREA OF THE STUDY

5.1 Physical Condition

The study was carried out in Thanamaula VDC in Parbat district, Dhaulagiri Zone, which lies within the geographical absolute location of $28^{\circ} 07' 40''$ to $28^{\circ} 11' 16''$ to $83^{\circ} 40.07''$ East Longitude. Relative localities of Parbat district are relatively, located to the east of Kaski and Syangja to the west of, Baglung, to north of Myagdi and to the south of Gulmi districts respectively. The total area of Parbat district is 536.86 sq. Its District Headquarter is Kushma is approximately 257 km from Kathmandu. Politically the district is divided into two electoral constituencies and 55 VDCs (DDC/PDDP 2003 Quarterly Report, p.1).

The village Thanamaula lies in the almost middle part of Parbat district which is about 21 km from district headquarter. The VDC is surrounded by Lamake in the north to west. Bhagara and Thapathana VDC in the east, Sankarpokhari VDC in the north, Limithana VDC in the west and Kurgha VDC in the south. The height of the study Area is approximately 1200 to 1400 feet from the sea level. The climate of the area is influenced by Monsoon. The annual average temperature of the area is 20° with the maximum of 35°C in summer. There are 12 major settlements in the VDC.

5.2 Relief of the VDC

The VDC lies in the height of 1200 to 1400 fits from the sea level. The lowland exists in the side of river basin and gradually the height distance increase towards upland. The real relief feature of the VDC is sketched from GIS. This VDC is bounded in three sides through two stream named Lamake Khola in the north to west and Chirdi Khola in the south. This VDC can not get more

benefits from these rivers. Other minor rivers which follow crossing the VDC from middle and most important role-play in the VDC. By which half of the cultivated areas in irrigated.

5.3 Road Network

This VDC is derived from the modern means of transportation. There is not metal led road. The trails are scattered all over the VDC linking with each settlement. The major means of transportation is mule and porter.

5.4 Land Use System

The most of the area of the VDC is cultivated. In the middle of the cultivated land, the forest blocks are existed. The stream in 3 sides of the VDC flows being a boundary line. Near the stream some barren lands and grass land as will sand bodies are found.

5.5 Population Condition

According to the field report, the total population of the VDC is 2272, of which 49.28 percent are males and 50.82 percent are females. The total families in the VDC are 372. Again small farmers and landless people from the great majority in the total population. Unlike a hilly village, this is the composition of only hilly ethnic group such as Brahman, Kunwar, Chhetri, Gurung, Damai, Kami and Sarki.

Table No. 5.1: Population Composition of VDC

Settlement	Total Population	% of Female	% of Male
Nepane	186	52	48
Chitre	184	48	52
Deurali	171	50	50
Chandanda	183	49	51
Ketichaur	134	52	48
Gupha	210	51	49
Sharkithar	204	49	51
Deepawali	155	51	49
Limal	148	49	51
Khatle Danda	161	51	49
Biruaubari	159	48	52
Archale	340	51	49
Total Percentage (%)	2272	50.8%	49.2%

Sources: Field office, 2013.

The VDC covers 7.24 Esq. Area of the country. According to table no.4.7.1 each ward no. 1,2,3,4,5,6,7,8,9 occupies 1.614,1.271, 0.734,0.1990, 0.391, 0.851, 1.103, 0.501, 0.585 Esq. respectively . By this table below, 500 person/ esq. are living in 5 Wards. As like 500-600 people and above 600 persons/Esq. are living in each 4 Wards.

Table No. 5.2: Population Density

Ward No.	Area/Sqkm	Population	Density/Sqkm
1			
2	1.614	307	190
3	1.271	171	154
4	0.734	183	249
5	0.391	210	537
6	0.851	495	539
7	1.101	309	280
8	0.501	159	317
9	0.858	340	589
Total	7.449	2335	3502.593

Source: VDC Profile, 2013.

5.6 Settlements

There are 12 major settlements in the VDC. The houses in each settlement are scattered pattern. There are 372 households over the VDC. The real shape of the settlement as well house is shown in figure no chief occupation of most families is agriculture dominated by crops but also with occupation and employment the chief occupation of most families is agriculture dominated by crops but also with livestock. Landless people mostly depend upon hiring for agriculture work in and around village. Besides of agricultural works, some people are migrated in phalewas, kushma, pokhara and Kathmandu. A few families are migrated in other countries for employment.

5.7 Major Crops Grown and Livestock Raised

Major crops grown are paddy, maize, wheat and potato of which paddy is the main agricultural crop cultivated on the large scale of available area potatoes, vegetable and fruits are major cash of the village. Besides it, Ginger selling is

important income source. In the VDC the most common animals kept by the people are buffaloes and goats.

5.8 Educational Facilities

There is only one high school and three primary schools in the VDC. The total current enrollment in school equals about 635 (school reports 2006) A sub-health post also provides its service to people. The figure from table no. 5.8.1 shows 54 percent population is literate and 36 percent is illiterate. As like 7 percent population has passed S.L.C., 2 percent has passed I.A. and 1 percent has passed B.A. There is no population getting vocational training.

Table No. 5.3: Education Situation in VDC

Settlement	Literate	Illiterate	S.L.C.	I.A.	B.A.	Vocational Training
Nepane	208	78	6	-	-	-
Chitre	122	64	7	-	-	-
Deurali	91	80	9	1	-	-
Chandanda	90	93	13	-	2	-
Ketichaur	87	47	13	4	2	-
Gupha	109	101	17	3	2	-
Sharkithar	108	96	7	-	-	-
Deepawali	168	87	27	3	2	-
Limal	87	61	13	1	-	-
Khatle Danda	89	72	17	6	1	-
Biraudari	99	60	29	11	7	-
Archale	237	103	33	1	3	-
Total	1395	940	191	42	16	-
Percentage (%)	54	36	7	2	1	

Source: VDC Profile, 2013.

5.9 Infrastructure Development

In the VDC, the most common means of transportation is human labor (porter). The VDC is not connected by motor able roads. People afford more times to bring drinking water, fuel wood and fodder. This is why the way of life has become very hard. The electricity facility is available only limit area.

5.10 Loan Description

75.1 percent of the total population is taking loan from money lender and banks. The table No. 5.4 shows 32 percent of the loan is taken for income generation activities i.e. cow and buffalo raising. The highest portion of the total loan is utilized in house use purpose i.e. food, clothes, school fee, social and ritual expenses. It occupies 57 percent of the total loan. 11 percent of the total loan is utilized in medical treatment.

Table No. 5.4: Purpose of Loan

Settlement	Income Generation	House Use (Food, clothes, etc.	Medical Treatment
Nepane	40%	55%	5%
Chitre	35%	60%	5%
Deurali	30%	60%	10%
Chandanda	35%	55%	10%
Ketichaur	30%	50%	20%
Gupha	30%	60%	10%
Sharkithar	15%	70%	15%
Deepawali	25%	65%	10%
Limal	30%	35%	35%
Khatle Danda	25%	65%	10%
Biruaudari	35%	55%	10%
Archale	40%	45%	15%
Total	32%	57%	11%

Source: VDC Profile, 2013.

5.11 Health Condition

The table number 5.5 reveals 84.9 percent of the population was suffered several types of diseases last year. Among the suffered people 62.2 is cure at nursing home and private clinic, 26.4 percent cure in village health Post, 9.4 percent in District Hospital.

Table No. 5.5: Health condition

S.N.	Settlement	Illness in last year		Where had gone for treatment		
		Yes	No	Village Health Post	District Hospital	Private Clinic
1	Nepane	50.00	50.0	-	-	50.0
2	Chitre	100.0	00.0	40.0	-	60.0
3	Deurali	50.0	50.0	25.0	25.0	50.0
4	Chandana	100.0	00.0	40.0	20.0	40.0
5	Ketichaur	80.0	20.0	20.0	20.0	60.0
6	Gupha	100.0	00.0	20.0	20.0	60.0
7	Sharkithar	33.0	67.0	-	-	33.0
8	Deepawali	100.0	0.0	20.0	-	80.0
9	Limal	100.0	00.0	40.0	10.0	50.0
10	Khatle Danda	100.0	00.0	25.0	25.0	50.0
11	Biruaudari	75.0	25.0	8.0	-	67.0
12	Archale	100.0	00.0	20.0	-	80.0
	Total	84.9	15.1	26.4	9.4	62.2

Source: VDC Profile, 2012.

5.12 Types of Diseases

Table No. 5.6 reveals 42.0 percent of total population was suffered from gynecological diseases, 15.1 percent chest diseases, 11.3 percent suffered from uterus diseases, 5.7 percent form orthopedic disease and 23.5 percent suffered from common cold.

Table No. 5.6: Types of Diseases

Settlement	Uterus Disease	Common Cold	Gyanocolocal Diseases	Chest Disease	Orthopedic Disease
Nepane	-	-	50.0	50.0	-
Chitre	20.0	20.0	40.0	20.0	-
Deurali	-	50.0	50.0	-	-
Chandanda	20.0	40.0	-	20.0	20.0
Ketichaur	40.0	-	40.0	20.0	-
Gupha	-	20.0	40.0	-	40.0
Sharkithar	-	100.0	-	-	-
Deepawali	-	50.0	50.0	-	-
Limal	20.0	40.0	20.0	20.0	-
Khatle Danda	-	-	50.0	50.0	-
Biruaudari	-	25.0	75.0	-	-
Archale	20.0	-	80.0	-	-
Total	11.3	23.5	42.2	15.1	5.7

Source: VDC Profile, 2013.

5.13 Toilet Situation

From the table 5.7, 3.47 percent households have no toilet. Among the 96.53 percent households have toilet. Among it 81.02 percent have permanent and 15.51 percent have temporary toilets.

Table No. 5.7: Toilet Situation

Settlement	Toilet Construction		It's Type	
	Yes	No	Permanent	Temporary
Nepane	26	0	23	2
Chitre	40	0	36	2
Deurali	35	0	34	1
Chandanda	41	0	35	5
Ketichaur	22	0	20	2
Gupha	55	0	49	5
Sharkithar	106	0	69	32
Deepawali	40	0	32	7
Limal	20	0	17	3
Khatle Danda	28	0	23	4
Biraudari	29	0	22	5
Archale	48	0	37	8
Total (%)	490	0	397(81.02%)	76(15.51%)

Source: VDC Profile, 2013.

CHAPTER-SIX

INSTITUTIONAL DEVELOPMENT

6.1 Institutional Development

The Year books 1997 of PDDP illustrated institutional development encourage village people to organize themselves as board based, multipurpose community organization. Social mobilization stresses the role that social capital plays a role in development emphasizing that development starts with people that come out of collective actions. The foremost requirement in the institutional is that people organize themselves in to community organization (COS). A CO is created around activities of averring importance to most of the villagers, whose continuing economic interests are best served by organizing themselves as a group. Active participation is essential for the whole society to move together in consumes and to build community -level social capital .When individuals organize themselves in to board based groups they have the leverage with which to address and tackle problem that they alone could not have done .

6.2 Existence of Group

In the survey, respondents were first asked if they knew of the existence of any groups in their area table No. 6.1 shows their responses.

Table No. 6.1: Existence of Group

Settlements Name	% of house hold with knowledge of group in the area
Nepane	100
Chitre	100
Deurali	100
Chandanda	100
Ketichaur	100
Gupha	100
Sharkithar	100
Deepawali	100
Limal	100
Khatle Danda	100
Biruaudari	100
Archale	100

Source: VDC Profile, 2012.

By this table, all respondents have full of knowledge about groups.

6.3 Formation of Community Organization

The formation of community organization is initiated through a sensitization program, or a series of dialogues that forges partnership with the local communities. During this time there quintessential organization, saving and skill enhancement are interacted with people in each settlement in different days focusing on appropriateness and importance of the social capital. The aim is to mobilize 80 percent of the households into community organizations that remain organized for the community's long-term self-reliant development. The table No. 6.2 shows the formation of community of community begun from Feb. 15 1997 to continuing to know the last formation date was tabled as August 4, 2006. There are 12 groups existed in around the VDC.

Table No. 6.2: Formation of Community Organization

Formation Date	Co's Name	Settlement	Ward. No.	No. Participants			Meeting Date and Time
				M	F	T	
Feb. 15, 1997	Nepane Mixed	Nepane	1	7	15	22	Wed,8.00 AM
Feb.18, 1997	Chitre Mixed	Chitre	1	17	16	23	Fri,8.00 PM
Feb.25,1997	Deurali Mixed	Deurali	2	-	21	21	Sat,8.00 PM
Feb,26, 1997	Chandana Mixed	Chandana	3	4	17	21	Wed,7.00PM
Feb.27,1997	Ketichaur Mixed	Ketichaur	4	13	4	17	Thur,8.00 AM
Feb,28,1997	Gupha Mixed	Gupha	5	5	16	21	Fri,7.00 Am
March14,1997	Sharkithar Mixed	Sharkithar	6	22	27	49	Fri,8.00 AM
March161997	Deepawali Mixed	Deepawali	6	13	21	34	Tues,7.00 AM
June,23,1997	Limal Mixed	Limal	7	8	9	17	Mon,8.00Am
June.26,1997	Khatle Mixed	Khatle Danda	7	19	7	26	Fri8.00PM
Sept.10,1997	Bidwat Mixed	Biraudari	8	19	5	24	Satu,8.00AM
Jun.4,1998	Archale Mixed	Archale	9	31	21	52	Satu,7.00AM

Source: Field office DLGSP, 2012.

6.4 Reasons for Establishing Group

There were many reasons given for the establishment of the various group. The figure shows that various reasons are equal important and emphasized by respondents. All over the VCD, 37 percent of the households established group for their economic development. 35 percent of total households give the reason for social development and 28 percent of households initiate to establish the group for infrastructure development.

Table No. 6.3: Reasons for Establishing Group

Settlement's Name	Reasons for establishing group % of		
	Infrastructure development	Social development	economic development
Nepane	17	50	33
Chitre	40	20	40
Deurali	60	40	-
Chandanda	17	33	50
Ketichaur	-	58	62
Gupha	50	33	17
Sharkithar	40	40	20
Deepawali	50	33	17
Limal	12	38	50
Khatle Danda	33	17	50
Biruaudari	-	-	-
Archale	-	-	-
VCD=372HH	28%	35%	37%

Source: Field Office DLGSP, 2012.

Various responses were received from respondents for establishing are as following. Infrastructure development consists of:

Drinking water

Irrigation

Road and trail

Social development consists of:

Member's welfare

Development work and social service

Public relation

Campaign against alcohol and gambling

Women's awareness

Save tradition

Clean village

Economic development consists of following response, they are

Saving and credit

Training

Taking loan

6.5 Composition of Community Organizations

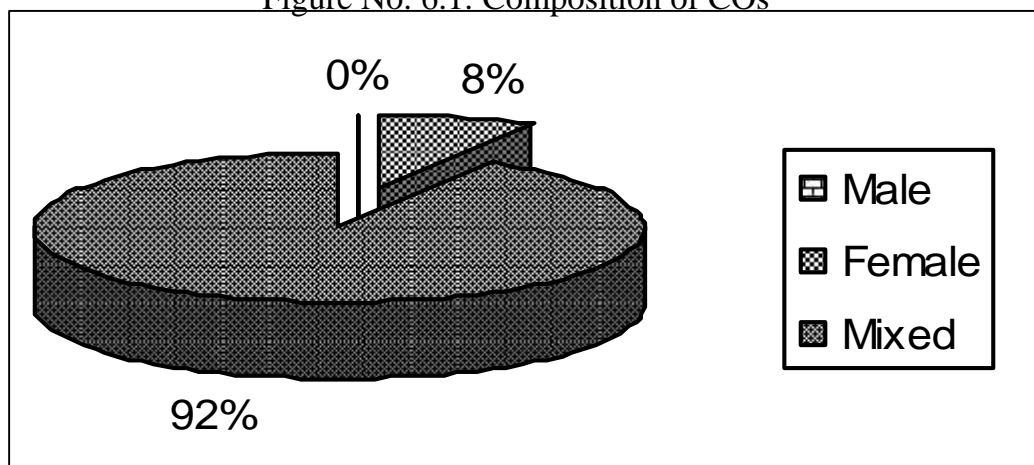
Table No. 6.4 and figure 6.1 reveals there are three types of community organizations exists in around the VDC. Among them Male community organization 9.1 percent, a lest portion of the total coverage. Where as Female organizations constitute 18.2 percent and Mixed group occupies a large number of total coverage. It constitutes 72 percent.

Table No. 6.4: Composition of COs

Types of Cos	No. COs	Percentage (%)
Male	-	0
Female	1	8
Mixed	11	92
Total	12	100

Source Field Office DLGSP, 2012.

Figure No. 6.1: Composition of COs



6.6 Management Structure of the Community Organizations

The COs has a constitutional identity with a community-oriented constitution to govern the management of COs, which includes a Chairperson. Manager, and rest as members. Each Co chooses its chairperson and manager for the smooth execution of the organization activities. This is done through the concurrence of all CO members. The chairpersons and managers manage and update their account and other activities. They have a conference every month besides reporting on the progress made by their respective COs; the CO leasers also discuss strategies for developing their village. The discussion at these CM conferences initially revolve around the management of COs saving and investment and as they gain maturity the discussions shift to training, forging of linkages with district levels institutions.

6.7 Household Coverage and Participation

According to Paddy's implementation guidelines, 1996 the aim is to mobilize 80 percent of the house hold into community organization the remain organized for the community's long term self reliant development peoples participation in Thanamaula VDC is shown by the table with house hold coverage in each settlement.

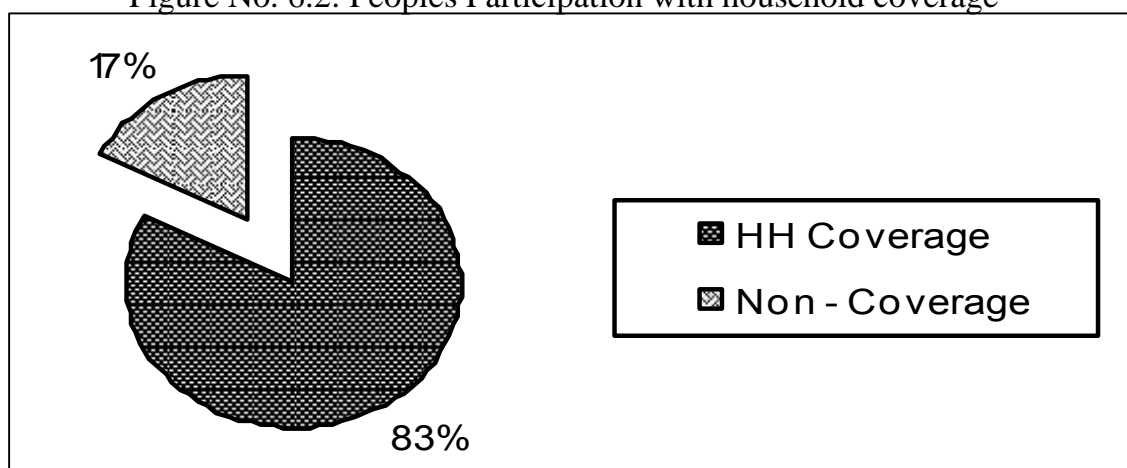
Table No. 6.5: Peoples Participation and household coverage

Settlement Name	Ward No.	Total House hold	Participants House Hold	Coverage Present
Nepane	1	26	22	85
Chitre	1	27	23	85
Deurali	2	27	20	74
Chandanda	3	28	21	75
Ketichaur	4	19	15	79
Gupha	5	39	28	40
Sharkithar	6	53	45	85
Deepawali	6	35	34	97
Limal	7	18	17	94
Khatle Danda	7	26	26	100
Biruaudari	8	28	24	86
Archale	9	46	43	93
Total	9	372	308	83

Source: Field Survey, 2013.

Table 6.5 reveals that peoples participation as well as house hold coverage in eight settlements is above 83 percent, they are Nepane, Chitre, Deepali, Sharkithar, Limal, Khalte Danda, Biraubari and Aachale in Thanamaula VDC, 75 percent in Chandandanda, 74 percent in Deurali 46 in Gupha and 100 percent in Khaltedanda are converged. So on Figure No. 6.2 also describe the people participation with household coverage.

Figure No. 6.2: Peoples Participation with household coverage



6.8 Decision Making for Activities of Common Interest

According to DLGSP's documents the community Organization (COs) meet every week to discuss development issues of mutual concern to all the community members. The underlying assumption in the social mobilization process is that people get organized to work together if they have in close proximity and share common interests for community development. The foremost requirement in the "Institutional Development", Process is that people organize themselves into community organizations. A CO is created around activities of importance to most of the villagers, whose continuing economic interests are best served by organizing themselves as a group. Active participation is sought from all households without any restrictions or discrimination. This is essential for the whole society to move together in consensus and to build community level social capital. All decisions taken by the COs during such meetings are done on the basis of consensus. All the needs as well as problems are collected in their meeting days and discussed on the effectiveness of the needs then referred for discussion on CM conference where VDC representatives and all the chairpersons and managers of their Co attend respectively.

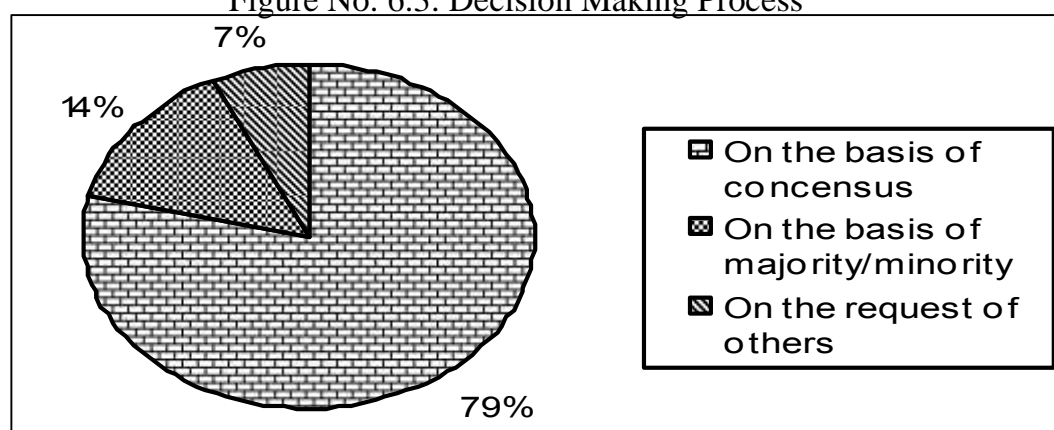
Table No. 6.6: Decision Making Process

Settlement	% of process in decision making		
	on the Basic of Consensus	The band majority/minority	on the request of others
Nepane	67	17	16
Chitre	80	-	20
Deurali	60	20	-
Chandanda	50	38	12
Ketichaur	88	12	-
Gupha	67	33	-
Sharkithar	80	-	20
Deepawali	100	-	-
Limal	100	-	-
Khatle Danda	100	-	-
Biruaudari	-	-	-
Archale	-	-	-
VCD	79%	14%	7%

Source: Field Survey, 2013.

The figure shows that the process of decision making for common interest is highly positive. 79 percent of the total household of VDC makes their decision on the basis of consensus. Thus 14 percent of the total households considered the decisions are based on majority minority and 7 percent household believes the decision makes any group chairpersons manager.

Figure No. 6.3: Decision Making Process



6.9 Application of List of Clauses

During the formation of COS the VDC and organization sing contracts that tabulate a list of clauses binding. The people to be responsible CO member as well as conscientious citizen. Among other things, the Co members pledge to send their children school etc. Among the 15 clauses, only 4 selected are questioned for evaluation to all the members to every settlement in their CO's meeting day.

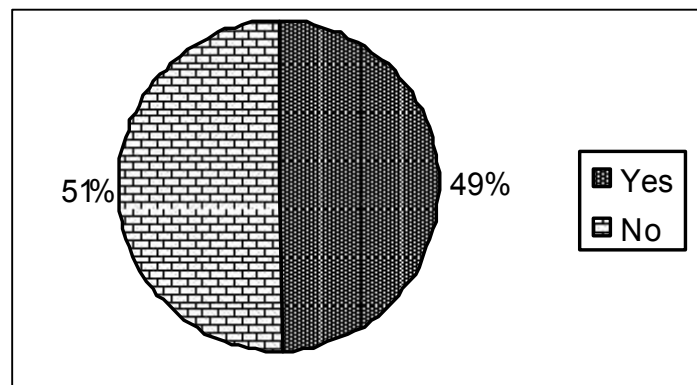
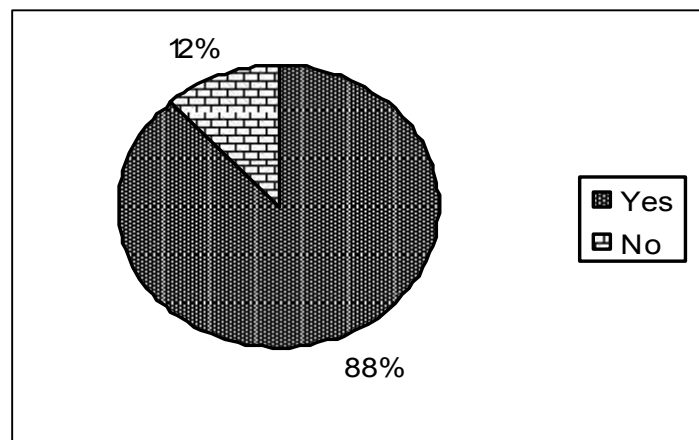
Table No. 6.7: Application of List of Clauses

S.N.	Settlement	Use and promote of Toilet		Send their children to school		Urge the Family to eat their green		Plantation of minimum of 5 tree of fruits	
		Yes	No	Yes	No	Yes	No	Yes	No
1	Nepane	16	-	22	-	9	13	6	10
2	Chitre	14	5	20	-	7	13	5	15
3	Deurali	14	-	19	-	4	15	10	9
4	Chandanda	15	2	21	-	3	29	7	25
5	Ketichaur	14	13	33	-	22	11	21	12
6	Gupha	23	-	23	-	7	16	10	13
7	Sharkithar	17	3	19	4	10	9	8	11
8	Deepawali	13	-	23	-	8	15	11	12
9	Limal	10	3	32	1	30	2	32	9
10	Khatle Danda	19	-	23	1	14	9	16	13
11	Biruaudari	19	3	11	-	5	6	12	12
12	Archale	44	-	18	1	7	4	9	9
	Total	218	29	264	7	126	142	147	150
	Percentage	88%	12%	97%	3%	47%	53%	49%	51%

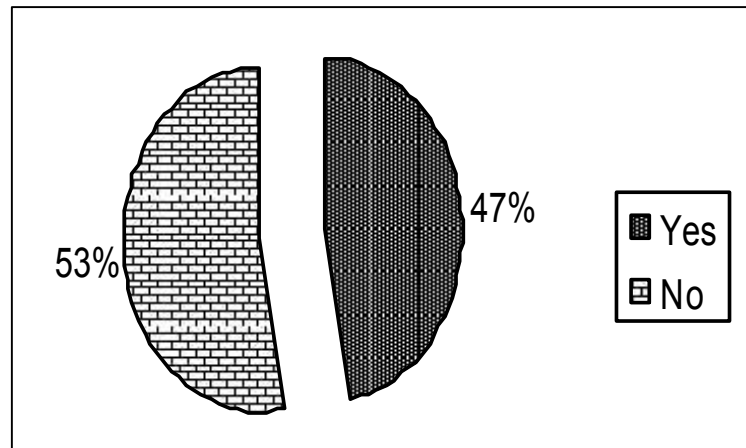
Source: Field Survey, 2012.

Table 6.7 reveals 88 percent of the total participants use and promote of toilet and 12 percent of total household uses river bank and forests. Thus, 97 percent of the household send their children to school but 3 percent household transgress their commitment. Likewise 47 percent household urges the family to eat their greens and 53 percent household do not so. And 49 percent of the total household planted minimum of 5 trees of fruits whereas 51 percent neglected to do so.

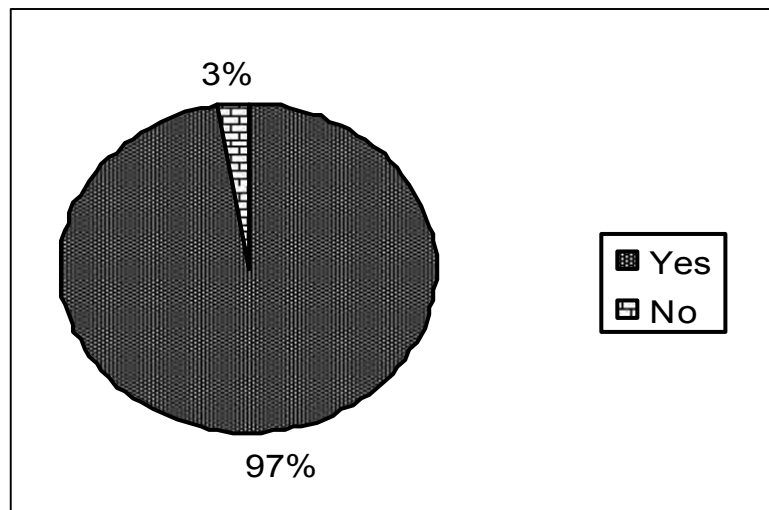
Figure No. 6.4: Application of Lost of Clauses Use and Promote of Toilet



Urge the Family to it Their Greens



Send Their Children to School



6.10 Benefits Derived from Community Organizations

Members were further asked what they derived from belonging to group. These obviously depended to a large extent upon the type of group, which they were members. Table shows 56 percent of the total households feel thy benefited from ability to bring about changes as group. 23 percent economic development and rest considered infrastructure development.

Table No. 6.8: Benefits of Belonging to Group

Settlements	% of benefits		
	Ability to bring about change as group	Economic development	Infrastructure development
Nepane	57	17	26
Chitre	59	20	21
Deurali	75	25	-
Chandanda	30	22	48
Ketichaura	48	20	32
Gupha	60	30	10
Sharki thar	40	40	20
Deepawali	54	-	46
Limal	75	25	-
Khalte	67	33	-
Biraubari	35	45	20
Archale	68	-	32
Total	668	277	255
Percentage	56%	23%	21%

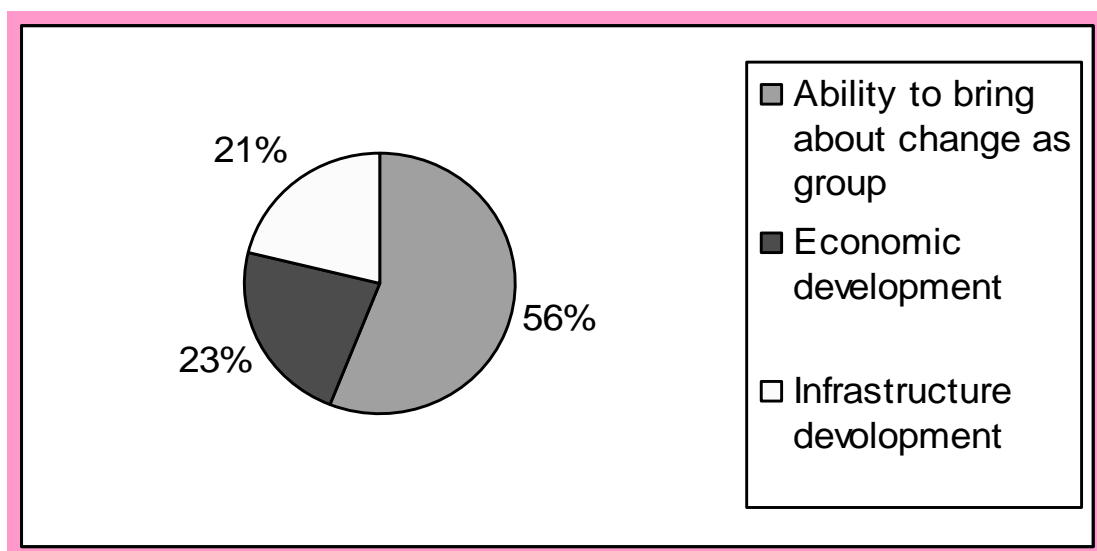
Source: Field Survey, 2012.

They were many benefits stated by the respondents which are separately given in there group.

Ability to bring about change as a group

- a) Better negotiating power
 - b) Able to solve local problem
 - c) community feeling and development of relationship
 - d) Economic development
- Development of saving habit
 - Easy available cheap loan
 - Income increased
 - Get training for income generation.
 - Infrastructure development
 - Contraction of toilet increased
 - Maintenance of trail taps etc.
 - Get drinking's water and irrigation

Figure No. 6.5: Benefits of Belonging to Group



6.11 Gender Equity

To illuminate the gender disparity, women participation is encouraged and paves the way for their empowerment, emphasis is laid on urging them to form separate women's group. The programme also ascertains that 50 percent of the

community mobilized into groups should be women and underprivileged class. Where there are man and woman of oppressed (Dalit) class, the programme initially encouraged the formation of separate Cos to allow these disadvantaged members of society to participate without hesitation in the social empowerment process. Later if the Cos in the communities agrees to merge they will be allowed to do so, without jeopardizing the social empowerment process.

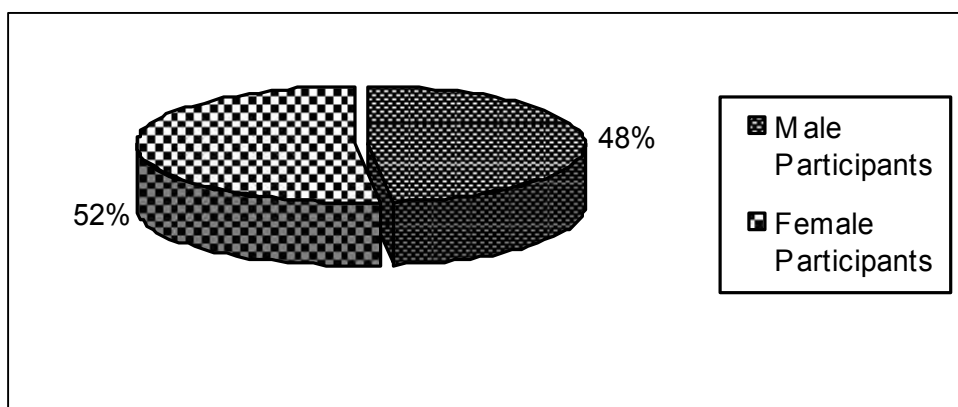
Table No. 6.9 Male and Female Participants in COs

S.N.	COs' Name	Ward No.	Total HHs	Male	%	Female	%
1	Nepane	1	22	7	32%	15	68%
2	Chitre	1	23	7	30%	16	70%
3	Deurali	2	20	-	0%	20	100%
4	Chandanda	3	21	4	19%	17	81%
5	Ketichaura	4	15	11	73%	4	27%
6	Gupha	5	18	13	72%	5	28%
7	Sharki Thar	6	45	22	49%	23	51%
8	Deepawali	6	34	13	38%	21	62%
9	Limal	7	17	8	47%	9	53%
10	Khalte	7	26	19	73%	7	27%
11	Biraubari	8	24	19	79%	5	21%
12	Archale	9	43	25	58%	18	42%
Total		9	308 (82.79)	148	48%	160	52%

Source: Field Survey, 2012.

According to table 6.9, 82.79 percent HHs are covered in the Village development Programme. In this VDC 52 Percent Female and 48 Percent Male are covered in Community Organization.

Figure No. 6.6 Sex Composition in Community Organization



6.12 Women in Leadership Post

The women in this VDC are not hesitant to avail the opportunity of developing themselves. They seem to have understood their opinion emphatically during decision making, process, even during mixed group.

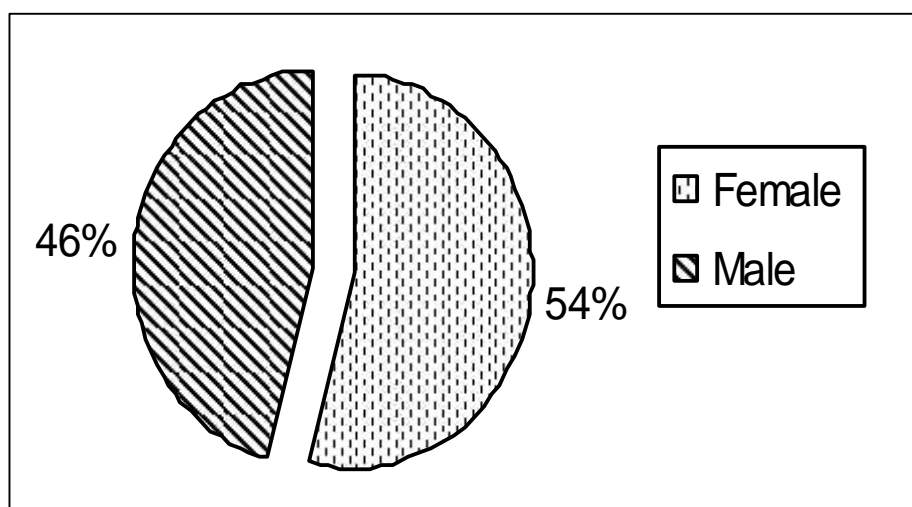
Table No. 6.10: Women in Leadership Post

S.N.	Description	Male	%	Female	%
1	No. of Chairperson	5	20.83%	7	29.16%
2	No. of Manager	6	25%	6	25%
	Total	11	45.83%	13	54.16%

Source: Field Survey, 2012.

From the table 6.10, 58 percent of the total chairpersons are captured by women and 50 percent in managerial post by them. Figure No. 6.7

Figure No.6.7: Women in Leadership Post



6.13 Attitude Towards Social Mobilization Programme

Respondents were further asked what is their attitude towards social mobilization programme for the village development,

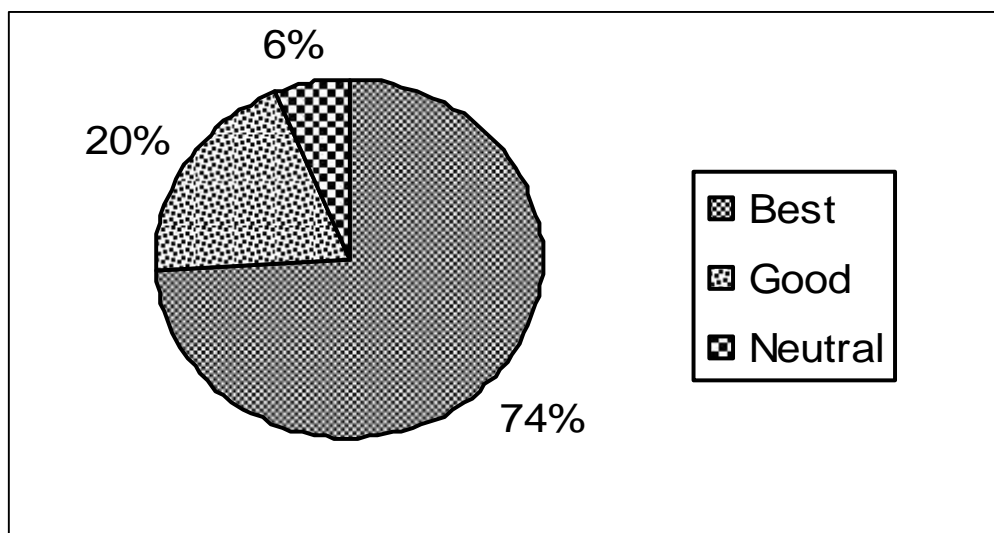
Table No. 6.11: Attitude towards S.M. Programme

S.N.	Settlement	% of attitude		
		Best	Good	Neutral
1	Nepane	65	30	5
2	Chitre	65	30	5
3	Deurali	85	10	5
4	Chandanda	50	40	10
5	Ketichaura	85	10	5
6	Gupha	45	40	15
7	Sharki Thar	80	15	5
8	Deepawali	15	5	-
9	Limal	70	20	10
10	Khalte	85	10	5
11	Biraubari	70	15	5
12	Archale	91	5	6
Total (VDC)		74%	20%	6%

Source: Field Survey, 2012.

The figure of table showed that 74 percent of the households keep best attitude towards social mobilization programme.

Figure No. 6.8: Attitude towards SM Programme



6.14 Willingness to Join Programme

Non participant's households of the programme were also asked various questions. Among the question, they were asked do you want to become member in future.

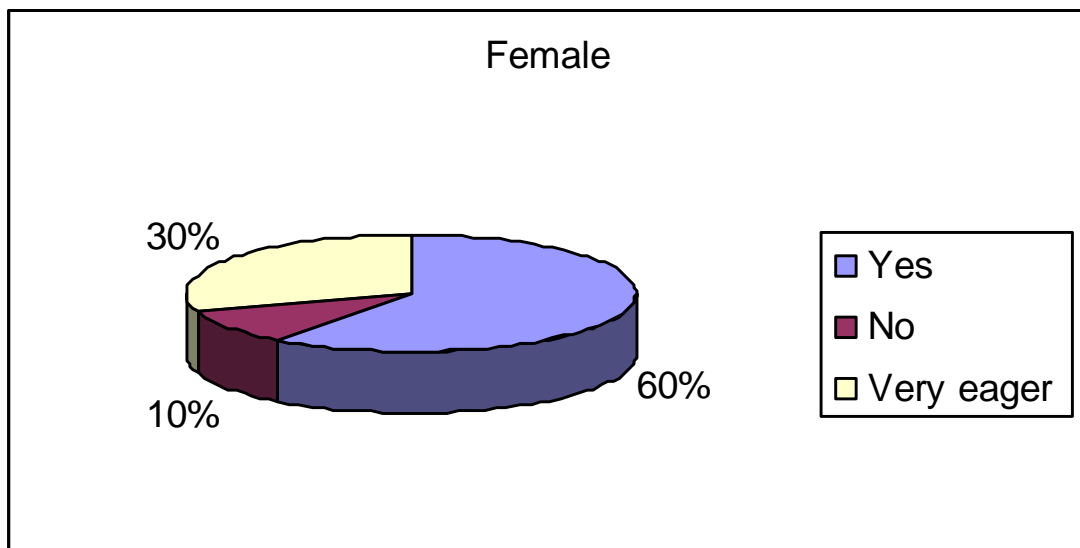
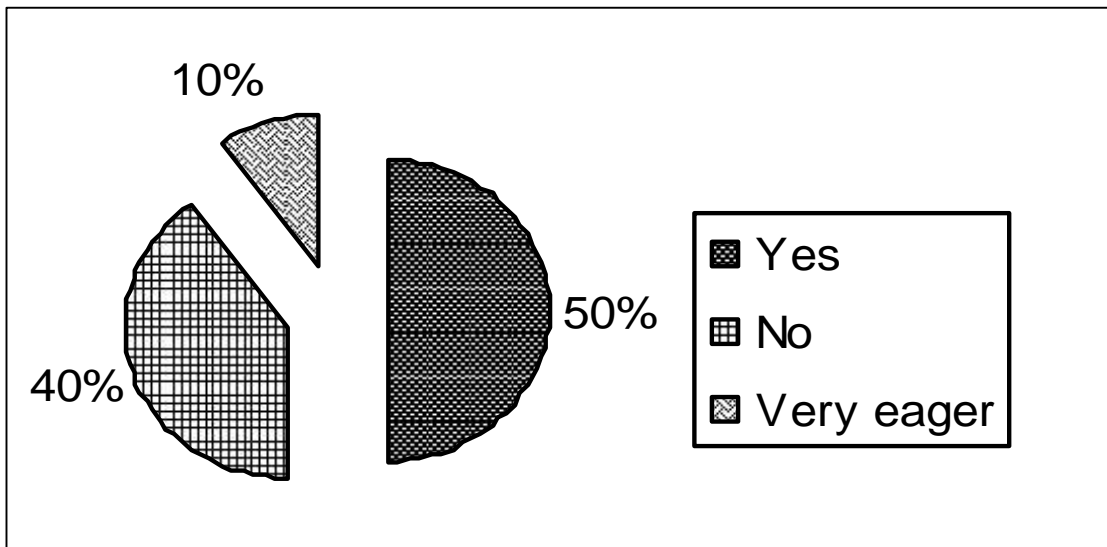
Table No.6.12: Willingness to Join Programme

Respondents	% of like to join		
	Yes	No	Very eager
Male	40%	50%	10%
Female	60%	10%	30%
Total	50%	30%	20%

Source: Field Survey, 2012.

The result is positive 50 percent household express their opinion for 'yes' are 20 percent are very eager thus 70 percent household among the non participate over the VDC are willing to join such program where as 30 percent don't like it.

Figure No. 6.9: Willingness to Join Programme (Male)



CHAPTER - SEVEN

ECONOMIC DEVELOPMENT

7.1 Economic Development

Economic development consists of infrastructure development-to-development organization to support them if produce sector like income generation activates. Once the social has been mobilized the organized. They require high return from any social innovation to offset the risk involved in change and to compensate for extra often required in terms of labor.

Economic Development provides the Cos can have access to credit needs for established in local development fund LDF to fulfill their credit needs for establishing for micro-enterprises Group saving programmer is one of the non credit oriented economic activities too . In this programmed the members themselves are savers and users of such fund. The responsibility the saving in lending of collocation by the land and dicission marking for its use all upon their group.

The main objectives of saving programme are:

-) To ciliate a habit of saving among the members.
-) To meet emergency needs of small farmers for medical and social purposes without having to depend upon local money lender
-) To develop the capacity of decision making among the members
-) To create an internal source of fund for carries out group and individual income generating activities in the self reliance basis etc.

7.2 Formation of Capital through Saving and Credit

The community organizations meet every week to discuss development issues of mutual concern to all the community members deposit their minatory contribution as per their individual capacities as per their individual capacities . Every member saves an equal amount each week to allow for cooperative decisions among the members. The funds collected in this manner from the core capital of his community organization. This fund can subsequently be used as collateral for loans to finance any micro enterprise development at the household or village levels. This community organizations can lend money to their members at a rate of profit which satisfies local credit needs, and at the same time supplements the COs saving. The saving of the COs only a form of collective assets and more like membership fees that the members have a from of collective assets and more lime membership fees that the members have to pay to reap the benefit of being part of a collective association. The organization therefore, is different than a saving and credit organization.

7.3 Utilization of Internal Saving

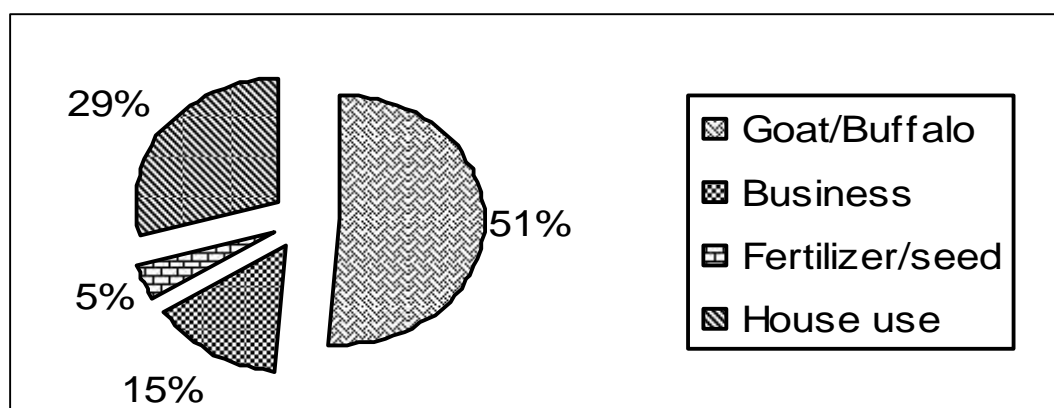
During the meetings of community organizations, the group members deposit their monetary contributions as per their individual capacities. Every member saves an equal amount each week to allow for cooperative decisions among the members. The funds collected in this manner from the core capital of organization. The community organizations can lend money to their members at rate of profit. These satisfy local credit needs and at the same time supplement the community organization savings.

Table No. 7.1: Utilization of Internal Saving

S.N.	Utilization Area	Amount of Loan	Percentage
1	Goat/Buff raising	209,500	51%
2	Business	60,000	15%
3	Fertilizer /Seeds	20,000	5%
4	House Use	1,19,000	29%
	Total	4,08,500	100%

Table 7.1 reveals highest amount of the total saving is used in productive sector. Among the total amount of saving 51 percent is invested in goats/buffaloes rising, 15 percent in business and 5 percent is seed and fertilizer. Likewise 29 percent in house use consumption.

Figure No. 7.1: Utilization of International Saving



7.4 Flow of Saving Loan

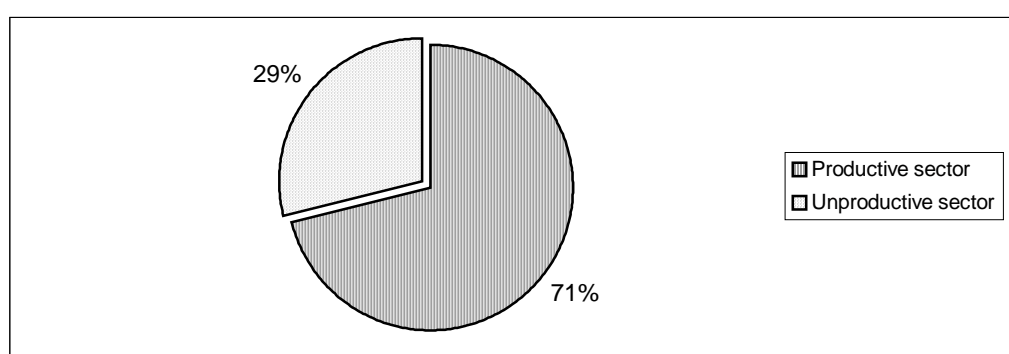
71 percent of the total saving capital is used in productive sector according to table 7.2 Productive sector consists of cow/ buff raising, goat raising, business fertilizer/seeds. Whereas 29 percent is used in unproductive sector as in house use consumption and medical treatment.

Table No. 7.2: Follow of Saving Lone

S.N.	Sector	% of Amount
1	Productive	71%
2	Unproductive	29%
Total		100%

Source: Field Office, DLGSP, 2012.

Figure No. 7.2: Follow of Loan



7.5 Women Participation in Utilization of Saving

The table show that 7.3 women participation in utilization of saving is good. Around the VDC 56 percent of the total saving is utilized by them whereas 44 percent of the total saving is utilized by male in different sector.

Table No.7.3: Sex-wise Distribution of Saving Loan

Purpose Loan	Amount distributed	Amount of female receiver	Amount of male receiver
Goat/Buff raising	209500	96400	113100
Business	60000	32000	28000
Fertilizer /Seeds	20,000	12000	8000
House Use	119000	87600	31400
	408500 (100%)	228000 (56%)	180500 (44%)

Source: Field Office, DLGSP, 2012.

7.6 Household Coverage by Saving Utilization

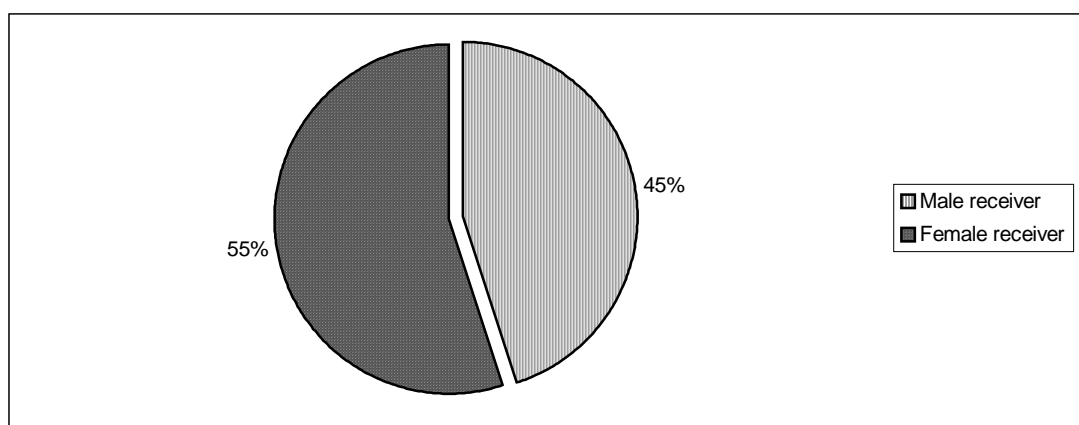
The figure in Table No. 7.4 shows among the 238 participant 72 percent member utilized saving to upgrade their income source as well as solve their house needs. According To Table 7.4, 28.0 percent of the total member used their saving to fulfill their house needs, Likewise 59.66 in goat/ buffalo raising, 6.72 percent in fertilizer/ seeds and 5.46 percent in business. I like wise 45.38 percent of the total members are seemed male and 54.62 percent of total members are occupied by female.

Table No. 7.4: No. of Receivers of Saving Loan

Purpose of Loan	Total Participant	Total Receiver		Male		Female	
		No	Percent	No	Percent	No	Percent
Goat/Buff raising	142	142	59.66%	63	26.47%	79	33.19%
Business	13	13	5.46%	6	2.52%	7	2.94%
Fertilizer /Seeds	16	16	6.72%	8	3.36%	8	3.36%
House Use	67	67	28.15%	31	13%	36	15.12%
Total	238	238	100	108	45.38	130	54.62

Source: Field Office, DLGSP, 2012.

Figure No. 7.3: Household Coverage by Saving Utilization in Teams of Number



7.7 Areas Supported by Credit Capital

In order to supplement a CO's efforts at institutional and economic development programme has a number of production packages for use by outstanding COs when they reach "maturity stage" i.e. when they regularize their meetings. When they follow, the discipline of saving and credit, when there is transparency in decision-making and when the account-keeping system has been properly established. Area supported by credit capital in Agriculture related enterprises are as horticulture and fruit processing livestock and dairy; fishery; poultry; Piggery, Bee-keeping and honey production; rabbit inputs; bio-gas plants; commercial community; forests; etc. Non agriculture enterprises are as carpet weaving; furniture making; restaurant; pottery; schools; community clinic services; veterinary, mechanical and repair services; petty shops etc.

7.8 Utilization of Credit Capital

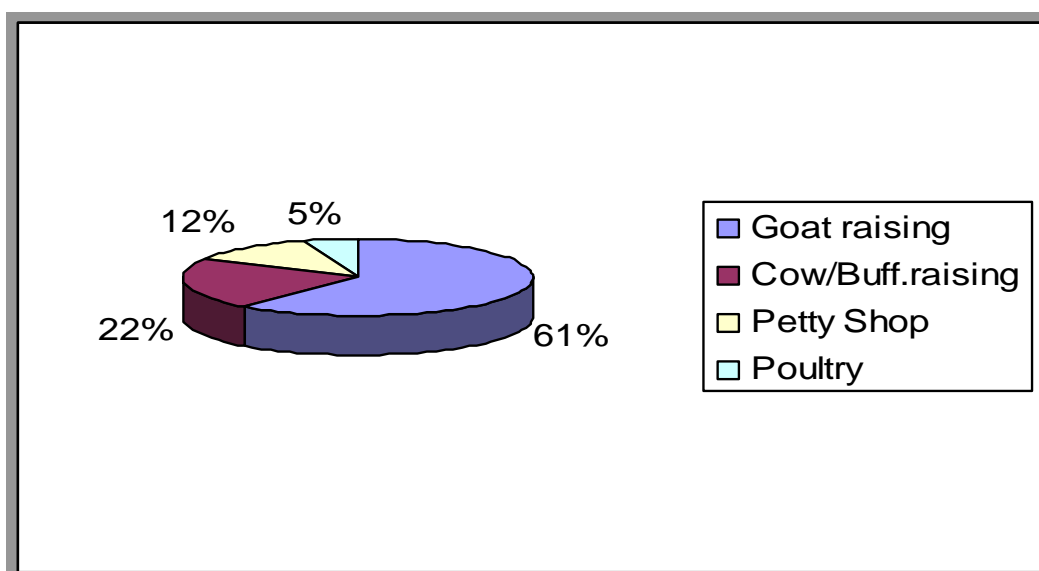
To spur up and vitalize local economic development the programme has made provisions for a fixed credit capital. Promising community organization can have access capital through Local Development Fund (LDF) established at the district level. Co members both men and women utilize this credit for developing micro-enterprise in Thanamula VDC Sum of Rs. 59500 is invested. (See Table 7.5) Among it, the highest amount of credit capital 61 percent is occupied by Goat rising. Cow/Buff raising took second position and occupied 22 percent. Thus 12 percent in petty shops and 5 Percent in poultry is invested.

Table No. 7.5: Utilization of Credit Capital

S.N.	Purpose of Credit	Amount	Percentage
1	Cow/Buffalo raising	532000	22%
2	Goat raising	1500000	61%
3	Poultry	122500	5%
4	Petty Shop	305000	12%
Total		2459500	100%

Source: Field Office, DLGSP, 2012.

Figure No. 7.4: Utilization of Credit Capital



7.9 Women Participation in Credit Capital

Table 7.6 reveals there is a vast difference in receiving credit capital. Among the total 63.21 percent of amount is used by female members for income generation. Only 36.79 percent of amount is used by male members. Like this, 14.08 percent of credit capital is invested by female in Cow/Buffalo rising whereas 7.54 percent credit is invested by male in such activities. And in goat raising also. Women's participation is more enthusiastic. Women afford 36.79 percent credit capital in goat rising and only 24.19 percent is used by male. As

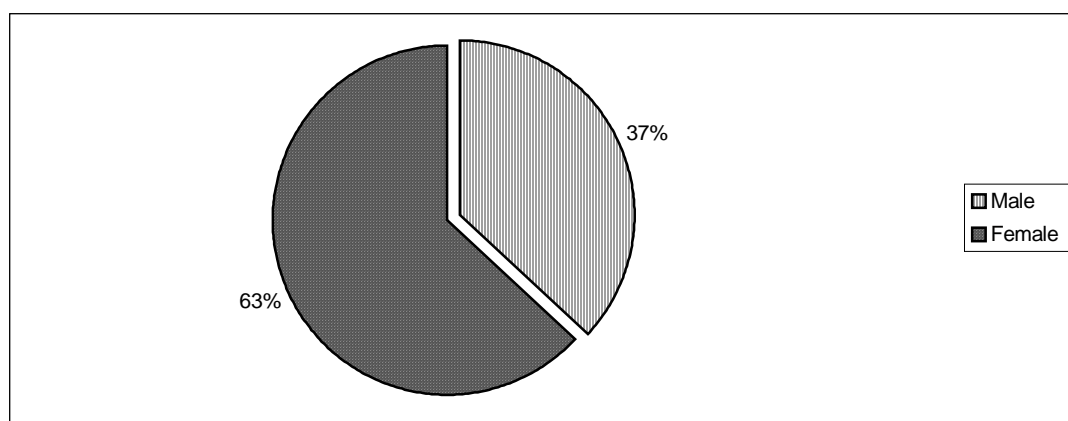
such 2.46. Percent of credit is used to establish petty-shop by women only. But 2.58 percent credit is used by male to poultry.

Table No. 7.6: Women Participation in Reedit Capital

Purpose of Credit	Loan Receivers (in Rs)			Percentage (%)		
	Male	Female	Total	Male	Female	Total
Cow/Buffalo raising	185500	346500	532000	7.54	14.08	
Goat raising	595000	905000	1500000	24.19	36.79	
Poultry	63500	241500	305000	2.58	9.81	
Petty Shop	61000	61500	122500	2.48	2.46	
Total	905000	1554500	2459500	36.79	63.23	100

Source: Field Office, DLGSP, 2012.

Figure No. 7.5: Women Participation in Credit Capital



7.10 Households Coverage by Credit Capital

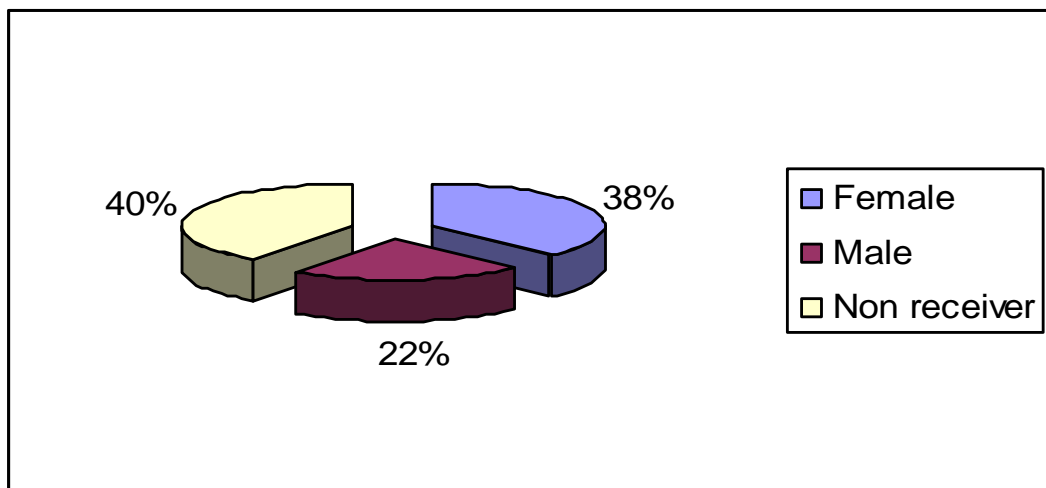
Table 7.7 reveals 40 percent CO members are still deprived from the utilization of credit capital. Only 60.10 percent of the total members used credit for income general activities. Among the 60.10 percent, 38.33 percent member's female and 22.44 percent members are male.

Table No. 7.7: No. of Households Receiving Credit Capital

S.N.	Area of Utilization	Female No.	Male No.	Total No.	Total No.
1	Cow/Buffalo raising	63	37	100	
2	Goat raising	34	22	56	
3	Poultry	12	3	15	
4	Petty Shop	4	4	8	
Total		115	64	179	308
	Percentage	38.33	22.44	60.10	100

Source: Field Office, DLGSP, 2012.

Figure No. 7.6: No. of Household Receiving Credit Capital



CHAPTER-EIGHT

SUMMARY, CONCLUSIONS AND ECOMMENDATION

8.1 Summary

Village Development Programme (VDP) under Decentralization Local Governance Support Program has been effective for rural development because of implementing various, projects. This program is helpful for rural development especially for poverty alleviation. VDP was implemented in 23 VDCs in Parbat District during 1996. No research has been done by anybody about in Parbat District. So, this research has been conducted with various objectives.

The main objective of the study is (a) to evaluation the effectiveness of social mobilization in institutional development at grass-root level and self-governance. The specific objectives are as follows:

-) To study the process of social mobilization.
-) To identify the achievement on institutional development.
-) To identify the achievement on economic development.

Review of Literature and related studies are included In the title of Historical review there is include Rural development and poverty, review of selected poverty alleviation programme during different plan period. In this chapter include the concept of community, method of strategies, NGO/INGO's development programmes in Nepal and impact a evaluation studies of social mobilization.

Methodology used in carrying out this study has been incorporated. Primary data has been collected by sampling techniques. Questionnaire, field survey, interview are used as tools of data collection. Secondary data has been

collected from books, booklets, bulletin, news paper, magazine and other other published and unpublished data etc. tools are used in study.

In the study include physical condition, road network, population condition with analysis and interpretation collected data are mentioned. The study also about settlement area, major crops, infrastructure development, analysis and interpretation collected data with table about loan description, health condition, types of diseases and toilet situation.

There are 12 communities Organization formulated under Village Development Program. Among those community organizations, 308 households are included. Those people are interested to join CO for purpose of taking loan, skill development, to be self dependent and social feeling. VDP focuses on income generating activities, skillful training, education and awareness building.

People's life status is increasing gradually after Village Development Program. They have been free from high rate interest of local money lenders. CO member collect certain amount money and invest on various purposes among themselves.

The most effective projects under Village Development Program are seed Grant and Credit Capital. VDP has given priority in drinking water, school construction, and irrigation by seed Grand Project CO members people have been benefited by Credit Capital Project. Credit Capital is invested on vegetable farming, goat rearing, poultry farming and business.

Various types of trainings have been provided by VDP to CO members. About 177 CO members are benefited by skill trainings.

From this study, it can be identified that female, Dalit and disadvantaged groups (DAGs) who are target groups of this program are found benefited. Also the rate of people's participation has been increased. People's perception toward VDP has been found positive. Its positive impacts have seen in social,

economic, educational, health and sanitation sector. Caste and gender discrimination have been minimized.

8.2 Conclusion

Based on the information, results and analysis presented in the above eight chapters of the study following major finding can be drawn.

-) Nepal has been identified as one of the poorest of the poor state in the world. "Poverty alleviation" has become the term of the day; everyone is talking about it, however the incidence of poverty in Nepal has been observed to be increasing all over the country. The process of building peoples owns organization at the grassroots level seems to be more democratic in nature. The functions of the COs and responsibilities of the members, which has reflected sense of collective accountability among the organization and members. Members are happy that they have developed a habit of thinking and discussing as a group of community. There is no conflict in the group on the basis of political ideology. Members expressed their dissatisfaction regarding political leadership their actions and their development decisions. They seemed to be very much aware of the power and importance of development
-) Regarding the sustainability of the group the group members think that the participants should have similar view point .The group needs additional budget and these should be enough opportunity for employment/ Income generation. Saving mobilization in the local area will be helpful in promoting and cultivation the saving habit and saving discipline among the members. In addition, this strategy will discourage and reduce the unnecessary and unhealthy cash expenditure of people. COs are considered as a source of skill and capital that provides income earning opportunities and reduces dependency on local money leaders.
-) Lack of confidence among women to manage institutions especially when there is dearth of educated women in the village to take care of accounting

and book keeping. High demand for appropriate technology, goods services and services that finally render better living. At last, institutional development at grassroots level through social mobilization is a time consuming process. So it community organizations are not given enough time to mature prior of providing credit, training and seed grant fund from the programme, the objective of creating self reliant and self governing institutions cannot be achieved .

8.3 Recommendation

1. With passing of time COs activities may expand rapidly. The number of members may go on increasing. The volume of loan transaction as well as the amount of saving also increased tremendously. Under such circumstances, account keeping, saving mobilization, credit mobilization, supervision of group (to see use and misuse of capital) may become vague and challenging. Hence the present managerial efficiency of managers may not be able to cope up with future requirement.
2. COs may starts profitable small scale business activities in the local areas. To become financially self-reliant the COs may starts activities like fertilizer dealership, consumer store, rice mill, milk collection, processing centre, transportation services etc. these business activities one hand will generate profit to the COs and on the other hand will provide protection to the local consumers (members) against commercial exploitation. However these business activities should be started only after a careful feasibility study.
3. DLGSP as an implementing agency should to pay its time and money to establish a CO or COs in a profitable enterprise. The programme will focus more on enhancing participation of the remain households which have not yet joined the COs in their village.
4. The management role of Village Development Programme should be hand over to Village Development Fund Board at VDC level.

REFERENCES

- Adhikari, S. B. (1987). *Antipoverty strategies of Nepal review and analysis*, "Economic Review", No 1. Katmandu Research Department, Nepal Rastra Bank.
- Adhikari, T. (1996). *A study on the institutional development programme of small farmers development programme in Nepal*. An Unpublished Dissertation Submitted of the Tribhuvan University, Department of Economics.
- CBS (1991). *Population Census*, Katmandu
- CBS (1987). *Population monograph of Nepal*. Katmandu.
- Cornern, L. (1986). *Human resources development for developing countries: A survey of the Major theoretical Issues*, In United Nations Economic and Social Commission for Asia and the Pacific, Human Resources Development in Asia and the pacific, Its Social Dimension (Bangkok : ESCAP).
- DDC (1998). *Base line report of Thanamaula. Parbat*.
- DDC (1998). *VDC Plan, Thanamaula*.
- DDC (2004). *District Profile*. Parbat.
- Decentralization Act 2039
- Dhakal, S. (1995). *Impact study of the Purbunchal Gramin Bikas Bank*. An Unpublished Dissertation, Submitted to Tribhuwan University, Department of Sociology/Anthropology.
- Dahal, M. K. (1993). *Environment and sustainable development issues in Nepalese perspective*, NEFAS.
- Hada, G. B. (2004). *Economic Development and Planning in Rural Perspective*. Kathmandu.

Hayes, A. C. (2001). *Policy and sustainable Development in population development in Nepal*. An Unpublished Master Degree Thesis, Submitted to Tribhuvan University, Department of Sociology/Anthropology.

Human Resource Report 2013

IFAD (1994). Report on *Community Project*. Katmandu: IFAD.

K.C., Bal Kumar (Ed.) (1992). *Population and Development in Nepal* CDPS, TU.

Krishna Swami, O. R. (1993). *Methodology of research in social sciences*. Bombay: Himalaya Publishing House.

Kunwar, K. B. (2004). *Poverty and rural development in Nepal*. Kathmandu.

Ligal, Prirthivi Raj (1993). *Identification and quantification of basic human needs for Nepal: An illustrative exercise in Banskota Mahesh (Ed) planning for basic needs and mobilization of Resource*. Katmandu CEDA Kirtipur.

Local self Governance Act 2055

NDC (1987). *Basic Needs Programme (1992-2000)*. Katmandu.

NPC (1992). *Poverty alleviation and human development in Nepal*. Proceeding of a National seminar 22-24, Katmandu: NPC.

NPC (1992/1997). *The approach to the eight plan*. Katmandu: HMG.

NPCS (1998). *SHD Action research on enhancing on job opportunity for people*. Katmandu.

NPCS (1998). *SHD action research on government and the People*, Katmandu.

NPCS (1998). *SHD action research on poverty alleviation, a plunge into poverty: Is there an escape- way?*

PDDP (1996). "Social Mobilization", *Implementation guidelines*.

PDDP (1996). *The year in review*.

- PDDP (1997). *PDDP'S bulletin*, No 2, 3.
- PDDP (1997). *The year in review*.
- Phnuyql, B. K. (1996). *Impact of community development programmer"*
dissertation paper, central dept. of economics.
- Pokhrel, B. (2004). *Rural political economy of Nepal*. Kathmandu: New Era.
- Regional Planning Office (2048). *Manual on the methodology and techniques
for the study*. District Settlement and Service Delivery Systems Pokhara.
Resource mobilization guide line 2067.
- Saddon, D. (1998). *Nepal: Astute of poverty*. New Delhi: Bikash Publishing
House.
- Shrestha, S. H. (1986). *Economics geography of Nepal*. Katmandu: Educational
Enterprise Pvt. Ltd.
- Thapa, N. B. (2004). *Summary form of tenth plan*.
- UNDP (1995). "Institutional Development at the Grass Roots for Poverty
Alleviation", *Annual progress report*, Syangja Nepal .
- UNICEF(1987). *"Children and women of Nepal*. Katmandu: UNICEF.
- World Bank (1990). *Focus on poverty*. Washington.
- World Bank (1990). *World development report*. Oxford University Press.
- DLGDP, *Social mobilization guide line 2013*.
- DLGDP, *Concept letter 2011*.

ANNEX-1
HOUSEHOLD QUESTIONNAIRE
Village Development through Social Mobilization
2013

District: _____ Householder's
name: _____
Interviewer: _____ VDC: _____
Date: _____ Ward No. : _____
Sign: _____ Settlement's
Name: _____

1. Do you know of any groups existing in the area?
A. Yes B. No
2. Is anyone in your family a member of any group?
A. Yes B. No
3. How often are meetings held?
A. Daily B. Weekly C. Monthly D. Yearly
4. How many times have you participated in meetings?
A. 1 Hour B. ½ Hour C. 1 ½ Hour D. 2 Hour
5. Do you hold any position in the group?
A. Yes B. No
6. Which position you hold in the group?
A. Chairperson B. Secretary C. Treasure D. Member
7. Who makes the decision?
A. All the member B. Only Chair Person C. Chair person & Manager
D. 50 Percent member of the organization

8. What are the benefits of belonging to a group?
- A. Get to training B. Saving C. Investment
D. Transfer of Technology
9. Has anyone left the Group? Why did they leave?
- A. Migration B. Conflict C. Married Investment
D. Deserve of Organization
10. Please, tell your attitude that sustainable development is possible through social mobilization programmer ?
- A. Best B. Good C. Bad D. Neutral
11. 25 Do you think the present service of PDDP is satisfactory?
- A. Yes B. Neutral C. Bad
12. Do you think the programme should continue?
- A. Yes B. No
13. Why do you save?
- A. To Reduction Smoking B. To Reduction Alcohol
C. Creation the income Resources D. By Credit Investment
14. How do you manage your saving price?
- A. Equal B. Unequal C. According to Accesses
15. Is saving necessary for institutional strength?
- A. Yes B. No
16. For what purpose you take loan?
- A. Cow/ Buffalo Raising B. Goat Raising
C. Poultry D. Petty Shop
17. What sort of member gets priority for getting loan?
- A. Skill B. Technology C. Capacity Buildup

18. If any one does not refund the loan, what do you do?
A. Fine B. Punishment C. No Fine D. No Punishment
19. Did you get training?
A. Yes B. No
20. Which Training?
A. Veterinary B. Bee Keeping C. House Wearing
D. Textile loom E. Plumber
21. Do you utilize the training knowledge?
A. Yes B. No
22. How do you get benefit from village specialist?
A. Yes B. No
23. Why did not you become member of the group?
A. No time for the meeting B. No Interest
C. Far from the home